

CROPS AREA & PRODUCTION

(District wise)

2022-23



Government of Pakistan
Ministry of National Food Security & Research
(Economic Wing)
Islamabad

**CROPS AREA & PRODUCTION
(DISTRICT WISE)**

2022-23



**GOVERNMENT OF PAKISTAN
MINISTRY OF NATIONAL FOOD SECURITY & RESEARCH
(ECONOMIC WING)
ISLAMABAD**

Government of Pakistan
Ministry of National Food Security & Research
(Economic Wing)

EDITORIAL BOARD

| | |
|------------------------|---------------------|
| Dr. Haroon Sarwar Awan | Economic Consultant |
| Mr. Hafeezullah Malik | Research Officer |
| Ms. Samira Amin | Research Officer |
| Ms. Asma Sajjad | Monitoring Officer |
| Mr. Muhammad Awais | Web Developer |
| Mr. Umar Shahzad | Data Officer |

FOREWORD

The agriculture sector is considered as key in enhancing the economic growth of a country along with mitigating the concerns of food security. This sector is the main source of rural poverty alleviation and employment generation. Agriculture sector, contributing 22.9 percent in GDP and 37.4 percent in employment generation, ensures food security and provide raw material to the industrial sector. It is the main sector for social formation in our country.

Statistical data and information are crucial in attaining the national development goals and socio-economic development. Adequate, reliable, and accurate statistical data is required in economic planning, and analyzing the data facilitates in acquiring results of the present economic status and also in explicating the future outcomes. It provides the basis for the factors that shape development planning and decisions at the regional and district levels.

The publication “Crops Area & Production (Districts Wise)” comprises of latest district-wise data of Major and Minor crops including Food and Cash crops, Pulses and Oilseeds, Fruits, Vegetables, and Condiments statistics for the years 2021-22 and 2022-23. This publication will prove to be immensely helpful in facilitating the research work and will help government functionaries, academicians, and all those who are interested in the issues relating to the development of the Agriculture Sector.

I wish to appreciate the efforts made by the team who are directly or indirectly involved in the compilation of this publication, including the federal and provincial organizations, which positively assisted the Economic Wing to compile the publications.

Suggestions and comments for further improvement of this publication would highly be appreciated.

(Capt. (Retd.) Muhammad Asif)
Secretary

Islamabad, Feb 19, 2024

Executive Summary

Pakistan, a predominantly agrarian economy, relies significantly on its agriculture sector. With a rich agricultural history dating back centuries, agriculture remains the backbone of Pakistan's economy, contributing 22.9 percent in GDP, 37.4 percent in employment, and export earnings. During Fiscal year 2022-23, the contribution of important crops recorded at 18.23 percent to value addition in agriculture sector and 4.18 percent to GDP. Other crops contributed 14.49 percent in value addition of agriculture sector and 3.32 percent in GDP.

The sector mainly comprises of crops, livestock, and fisheries, with wheat, cotton, rice, maize and sugarcane being the major crops. Agriculture is highly dependent on the country's irrigation system, as the majority of the land is arid or semi-arid. In recent years, the sector has faced numerous challenges, such as water scarcity, climate change, and low productivity, which have negatively impacted the country's food security and economic growth. However, the government has implemented various initiatives, such as the Kissan package, Productivity Enhancement program for Wheat, Sugarcane, Oilseeds and Pulses which has significantly contributed in improving the sector's performance and address these challenges. Despite the obstacles, agriculture remains a vital sector for Pakistan's development, and the country has the potential to become a major food exporter in the region with the right policies and investments.

Agriculture supports industry and earns foreign exchange through exports and reduces poverty at national level. The development of agriculture depends on sound policies and plan based on the empirical data. Ministry of National Food Security and Research has prepared its publication “Crops Area & Production (District wise) 2022-23”. This publication is enriched with the data of 51 crops on the district level with indicators including area and production to facilitate the policy makers, researchers, academia and students dealing with Agriculture.

The production of major crops during 2022-23, such as wheat and maize has indicated considerable improvement compared to last year and has surpassed the production targets. On contrast, sugarcane, rice and cotton has indicated a decrease compared to last year. The details of the major crops are explained below:

Wheat:

Wheat is a major Rabi crop of the country. The production target was 28.37 million tons. The wheat production during 2022-23 was estimated at 28.16 million tonnes against 26.2 million tonnes last year. The percentage change of production as compared to last year is 7.45 percent. During 2022-23, area sown increased to 9 million hectares (0.62 percent) against last years of 8.9 million hectares. Wheat production has increased due to good weather condition and timely sowing. The minimum support price in Punjab was 4000 Rs/40 Kgs whereas Sindh announced the minimum support price at Rs 4100/40 Kg

Rice:

Rice is an important food as well as cash crop. It is the second main staple food crop after wheat and major export commodity. It contributes 0.4 percent in GDP and 1.9 percent value added in Agriculture. The production of Rice during this year estimated at 7.3 million tonnes lower by 13.28 percent than last year's production of 8.4 million tonnes. The rice area and production target for year 2022-23 were fixed at 3.06 million hectares and 8.45 million tonnes respectively.

Maize:

Maize is the third important cereal crop of Pakistan after wheat and rice, and it contributes 0.7 percent to GDP. Maize is cultivated as a multipurpose crop for food, feed and fodder. During 2022-23, maize was cultivated on an area of 1.7 million hectares showing an increase of 4.1 percent over last year's 1.6 million hectares. Its production increased to 10.9 million tonnes witnessing significant growth of 6.9 percent over 9.5 million tonnes last year. The increase in production was largely due to increase in area, availability of improved variety of seed, and better economic returns.

Sugarcane:

Sugarcane is a high value cash crop of Pakistan and is of great significance for sugar related industries. It is cultivated mainly in Punjab, Sindh, and Khyber Pakhtunkhwa. During 2022-23, sugarcane was cropped on 1.3 million hectares recorded an increase of 4.7 percent compared to last year's sown area of 1.2 million hectares. The sugarcane crop production recorded at 87.9 million tonnes during 2022-23, down by 0.75 percent over last year (88.6

million tonnes). This decrease was mainly due to unfavorable weather conditions and non-availability of quality inputs.

Cotton:

Cotton crop often referred to as the "white gold" of the country. Cotton is a major source of employment for millions of farmers and laborers, and it is a key raw material for the country's textile industry and it contributes around 0.3 percent to GDP. During 2022-23, the cropped area increased to 2.1 million hectares (10.6 percent) against last year's 1.9 million hectares. Cotton production decrease to 4.9 million bales (41 percent) against last year's 8.3 million bales.

Oilseeds, a diverse group of crops that includes soybeans, rapeseeds, mustard, sesame, ground nuts, sunflower, canola, and others, play a fundamental role in global agriculture and human wellbeing. These seeds are rich sources of edible oils, proteins, and other valuable nutrients, making them essential components of our diet. Edible oil is Pakistan's largest food import commodity ranking third in the import list after petroleum products and machinery. Pakistan is dependent upon other countries to fulfill more than 90% edible oil requirement and spending a big amount of foreign exchange every year. The local production of edible oil is less than 10% of country's requirements. The gap between production and consumption of edible oil is still increasing due to increase in population and increase in per capita consumption of edible oil in our daily diet. In Pakistan, unlike other oilseed crops, the area under sesame increased by 30% from 199.89 thousand hectares in 2021-22 to 259.92 thousand hectares in 2022-23. Out of the total area, 94.5% is in Punjab, 6.6% in Sindh, 3.1% in Balochistan, and 0.2% in Balochistan. Production has also increased from 128.30 thousand tonnes in 2021-22 to 152.30 thousand tonnes in 2022.23. This may be due to the implementation of Oilseeds Enhancement project.

In Pakistan, pulses are grown on 5% of the total cropped. The area under major pulses including Gram, Mung, Mash and Masoor in the country is 1075.0 thousand hectares and the production is around 526.8 thousand tonnes. Gram contributes 66%, Mung contributes 32%, Masoor contributes 0.89% and Mash contributes 1.1% in the total production of pulses. The production of pulses is far less than the requirement and the balance is met through imports. Major import partner counties are Australia, Canada, Russia, Argentina, and Afghanistan.

**CROPS AREA & PRODCUTION DISTRICT WISE
2022-23**

| Table | No. | Crops | Pages |
|--------------|------------|---------------------|--------------|
| Table | 1. | Wheat | 1 |
| Table | 2. | Rice | 4 |
| Table | 3. | Maize | 7 |
| Table | 4. | Bajra (Millet) | 10 |
| Table | 5. | Jowar (Sorghum) | 13 |
| Table | 6. | Barley | 16 |
| Table | 7. | Sugarcane | 19 |
| Table | 8. | Cotton | 22 |
| Table | 9. | Sunhemp | 25 |
| Table | 10. | Tobacco | 26 |
| Table | 11. | Sugarbeet | 29 |
| Table | 12. | Guarseed | 32 |
| Table | 13. | Gram | 35 |
| Table | 14. | Mung | 38 |
| Table | 15. | Mash | 41 |
| Table | 16. | Masoor (Lentil) | 44 |
| Table | 17. | Mattar | 47 |
| Table | 18. | Other Kharif Pulses | 50 |
| Table | 19. | Other Rabi Pulses | 53 |
| Table | 20. | Rapeseed & Mustard | 55 |
| Table | 21. | Groundnut | 58 |
| Table | 22. | Sesamum | 61 |
| Table | 23. | Linseed | 64 |
| Table | 24. | Castro seed | 66 |
| Table | 25. | Soybean | 68 |
| Table | 26. | Sunflower | 69 |
| Table | 27. | Safflower | 72 |
| Table | 28. | Onion | 74 |
| Table | 29. | Garlic | 77 |

| Table | No. | Crops | Pages |
|--------------|------------|-------------------------------|--------------|
| Table | 30. | Ginger | 80 |
| Table | 31. | Chilies | 81 |
| Table | 32. | Coriander | 84 |
| Table | 33. | Turmeric | 87 |
| Table | 34. | Potato | 90 |
| Table | 35. | Tomato | 93 |
| Table | 36. | All Vegetables (Excl. Potato) | 96 |
| Table | 37. | Fodder | 99 |
| Table | 38. | Citrus | 102 |
| Table | 39. | Mango | 105 |
| Table | 40. | Banana | 108 |
| Table | 41. | Apple | 111 |
| Table | 42. | Guava | 114 |
| Table | 43. | Apricot | 117 |
| Table | 44. | Peach | 120 |
| Table | 45. | Pears | 123 |
| Table | 46. | Plums | 126 |
| Table | 47. | Grapes | 129 |
| Table | 48. | Pomegranate | 132 |
| Table | 49. | Dates | 135 |
| Table | 50. | Almonds | 138 |
| Table | 51. | All Fruits | 140 |
| Table | 52. | Charts | 143 |
| Table | 53. | Maps | 148 |
| -- | | Conversion Factors | |
| -- | | Telephone/Fax and Website | |

CROPS AREA & PRODUCTION (District Wise)

The source of area and production data in the following tables is crop estimates supplied by the Crop Reporting Services of Provinces and compiled by the Ministry of National Food Security and Research (Economic Wing).

Rounding of figures may result in slight difference.

Table No. 1

DISTRICT-WISE AREA, PRODUCTION & PERCENTAGE OF WHEAT CROP

| Province/ PUNJAB | Area | | | | Production | | | |
|----------------------------|-------------------|------------|-------------------|------------|-----------------|------------|-----------------|------------|
| | 2021-22 | | 2022-23 | | 2021-22 | | 2022-23 | |
| | '000' hectares | % Share | '000' hectares | % Share | '000' Tons | % Share | '000' Tons | % Share |
| Attock | 182.92 | 2.8 | 190.2 | 2.9 | 310.34 | 1.5 | 348.21 | 1.6 |
| Rawalpindi | 159.85 | 2.4 | 162.68 | 2.5 | 311.16 | 1.6 | 340.57 | 1.6 |
| Muree | 0.00 | 0.0 | 5.66 | 0.1 | 0.00 | 0.0 | 8.46 | 0.0 |
| Islamabad | 32.78 | 0.5 | 33.18 | 0.5 | 59.68 | 0.3 | 64.19 | 0.3 |
| Jhelum | 77.29 | 1.2 | 85.39 | 1.3 | 152.22 | 0.8 | 193.87 | 0.9 |
| Chakwal | 150.53 | 2.3 | 100.76 | 1.6 | 252.02 | 1.3 | 178.49 | 0.8 |
| Talagang | 0.00 | 0.0 | 53.42 | 0.8 | 0.00 | 0.0 | 94.2 | 0.4 |
| Sargodha | 195.05 | 3.0 | 200.72 | 3.1 | 545.62 | 2.7 | 630.12 | 3.0 |
| Khushab | 139.21 | 2.1 | 123.02 | 1.9 | 287.97 | 1.4 | 290.75 | 1.4 |
| Mianwali | 200.32 | 3.1 | 190.2 | 2.9 | 539.96 | 2.7 | 588.45 | 2.8 |
| Bhakkar | 180.08 | 2.7 | 163.09 | 2.5 | 475.43 | 2.4 | 471.66 | 2.2 |
| Faisalabad | 240.78 | 3.7 | 233.09 | 3.6 | 788.73 | 3.9 | 852.94 | 4.0 |
| Toba Tek Singh | 135.16 | 2.1 | 130.31 | 2.0 | 451.30 | 2.3 | 470.51 | 2.2 |
| Jhang | 255.76 | 3.9 | 263.44 | 4.1 | 810.73 | 4.0 | 934.32 | 4.4 |
| Chiniot | 96.72 | 1.5 | 98.34 | 1.5 | 331.92 | 1.7 | 368 | 1.7 |
| Gujrat | 157.02 | 2.4 | 159.44 | 2.5 | 321.88 | 1.6 | 363.43 | 1.7 |
| M.B. Din | 127.07 | 1.9 | 133.54 | 2.1 | 355.70 | 1.8 | 432.43 | 2.0 |
| Sialkot | 185.34 | 2.8 | 190.2 | 2.9 | 462.40 | 2.3 | 565.13 | 2.7 |
| Narowal | 123.43 | 1.9 | 126.25 | 1.9 | 279.72 | 1.4 | 364.83 | 1.7 |
| Gujranwala | 230.67 | 3.5 | 162.28 | 2.5 | 685.14 | 3.4 | 544.56 | 2.6 |
| Hafizabad | 146.90 | 2.2 | 150.94 | 2.3 | 483.81 | 2.4 | 595.46 | 2.8 |
| Wazirabad | 0.00 | 0.0 | 73.65 | 1.1 | 0.00 | 0.0 | 235 | 1.1 |
| Sheikhupura | 220.95 | 3.4 | 228.24 | 3.5 | 669.18 | 3.3 | 755.53 | 3.6 |
| Nankana Sahib | 125.45 | 1.9 | 128.69 | 2.0 | 427.18 | 2.1 | 456.01 | 2.1 |
| Lahore | 43.71 | 0.7 | 45.73 | 0.7 | 150.12 | 0.7 | 159.6 | 0.8 |
| Kasur | 129.90 | 2.0 | 127.47 | 2.0 | 406.26 | 2.0 | 434.32 | 2.0 |
| Okara | 133.14 | 2.0 | 129.09 | 2.0 | 502.58 | 2.5 | 506.44 | 2.4 |
| Sahiwal | 112.91 | 1.7 | 111.29 | 1.7 | 384.91 | 1.9 | 407.77 | 1.9 |
| Pakpattan | 93.89 | 1.4 | 85.39 | 1.3 | 323.50 | 1.6 | 324.77 | 1.5 |
| Multan | 176.84 | 2.7 | 173.2 | 2.7 | 642.04 | 3.2 | 641.49 | 3.0 |
| Lodhran | 165.51 | 2.5 | 155.4 | 2.4 | 622.83 | 3.1 | 594.74 | 2.8 |
| Khanewal | 214.88 | 3.3 | 194.25 | 3.0 | 792.89 | 4.0 | 726.91 | 3.4 |
| Vehari | 180.49 | 2.8 | 159.85 | 2.5 | 629.04 | 3.1 | 594.24 | 2.8 |
| M. Garh | 242.40 | 3.7 | 141.23 | 2.2 | 736.05 | 3.7 | 460.96 | 2.2 |
| Kot Addu | 0.00 | 0.0 | 93.08 | 1.4 | 0.00 | 0.0 | 269.84 | 1.3 |
| Layyah | 273.16 | 4.2 | 271.54 | 4.2 | 817.83 | 4.1 | 837.94 | 3.9 |
| D.G. Khan | 237.95 | 3.6 | 220.55 | 3.4 | 755.46 | 3.8 | 739.46 | 3.5 |
| Rajanpur | 193.84 | 3.0 | 185.34 | 2.9 | 672.21 | 3.4 | 649.12 | 3.1 |
| Bahawalpur | 295.82 | 4.5 | 287.73 | 4.4 | 1052.06 | 5.3 | 1073.61 | 5.1 |
| Rahimyar Khan | 277.20 | 4.2 | 289.34 | 4.5 | 1028.05 | 5.1 | 1093.66 | 5.2 |
| Bahawalnagar | 424.91 | 6.5 | 423.29 | 6.5 | 1513.89 | 7.6 | 1563.04 | 7.4 |
| Total | 6559.83 | | 6480.50 | | 20031.81 | | 21225.03 | |

DISTRICT-WISE AREA, PRODUCTION & PERCENTAGE OF WHEAT CROP

| Province/ | Area | | | | Production | | | |
|----------------------|----------------|---------|----------------|---------|----------------|---------|----------------|---------|
| | 2021-22 | | 2022-23 | | 2021-22 | | 2022-23 | |
| SINDH | '000' hectares | % Share | '000' hectares | % Share | '000' Tons | % Share | '000' Tons | % Share |
| Khairpur | 107.88 | 9.1 | 115.52 | 9.3 | 362.56 | 10.2 | 336.29 | 8.5 |
| Ghotki | 108.83 | 9.2 | 107.86 | 8.7 | 288.13 | 8.1 | 289.65 | 7.4 |
| Sukkur | 52.10 | 4.4 | 49.66 | 4.0 | 154.49 | 4.3 | 171.77 | 4.4 |
| N. Feroze | 109.41 | 9.3 | 95.12 | 7.7 | 380.09 | 10.7 | 339.50 | 8.6 |
| Shaheed Benazir Abad | 90.30 | 7.6 | 84.98 | 6.9 | 319.68 | 9.0 | 356.66 | 9.1 |
| Jacobabad | 32.17 | 2.7 | 27.33 | 2.2 | 88.66 | 2.5 | 86.52 | 2.2 |
| Kashmore | 34.91 | 3.0 | 41.96 | 3.4 | 103.63 | 2.9 | 121.12 | 3.1 |
| Shikarpur | 38.11 | 3.2 | 45.32 | 3.7 | 120.55 | 3.4 | 127.85 | 3.2 |
| Larkana | 54.02 | 4.6 | 56.89 | 4.6 | 187.07 | 5.3 | 241.70 | 6.1 |
| Kambar Shahdat Kot | 56.14 | 4.8 | 78.38 | 6.3 | 122.36 | 3.4 | 234.16 | 5.9 |
| Sanghar | 112.71 | 9.5 | 123.79 | 10.0 | 317.50 | 8.9 | 348.10 | 8.8 |
| Tharparkar | 2.48 | 0.2 | 2.38 | 0.2 | 6.83 | 0.2 | 5.97 | 0.2 |
| Mirpurkhas | 64.50 | 5.5 | 73.89 | 6.0 | 177.81 | 5.0 | 223.34 | 5.7 |
| Umarkot | 40.16 | 3.4 | 48.88 | 3.9 | 77.64 | 2.2 | 143.05 | 3.6 |
| Dadu | 79.09 | 6.7 | 79.88 | 6.5 | 250.08 | 7.0 | 284.23 | 7.2 |
| Jamshoro | 39.05 | 3.3 | 42.59 | 3.4 | 105.46 | 3.0 | 110.37 | 2.8 |
| Hyderabad | 16.26 | 1.4 | 15.24 | 1.2 | 61.06 | 1.7 | 63.27 | 1.6 |
| Matiari | 41.65 | 3.5 | 47.60 | 3.8 | 175.76 | 4.9 | 188.23 | 4.8 |
| Tando Allahyar | 31.08 | 2.6 | 36.00 | 2.9 | 112.12 | 3.2 | 112.36 | 2.9 |
| T.M.Khan | 15.62 | 1.3 | 8.22 | 0.7 | 43.41 | 1.2 | 26.01 | 0.7 |
| Badin | 35.15 | 3.0 | 39.63 | 3.2 | 52.12 | 1.5 | 90.03 | 2.3 |
| Thatta | 18.55 | 1.6 | 15.54 | 1.3 | 45.26 | 1.3 | 35.49 | 0.9 |
| Karachi | 1.55 | 0.1 | 1.58 | 0.1 | 4.48 | 0.1 | 4.52 | 0.1 |
| Total | 1181.71 | | 1238.23 | | 3556.74 | | 3940.17 | |
| KPK | | | | | | | | |
| Bannu | 13.12 | 1.7 | 13.89 | 1.8 | 28.47 | 2.1 | 30.35 | 2.1 |
| Lakki Marwat | 17.81 | 2.3 | 18.32 | 2.4 | 19.67 | 1.4 | 20.85 | 1.4 |
| D.Ikhan | 63.98 | 8.4 | 52.45 | 6.8 | 148.30 | 10.9 | 104.26 | 7.0 |
| Tank | 13.50 | 1.8 | 14.91 | 1.9 | 34.25 | 2.5 | 31.35 | 2.1 |
| Abbottabad | 14.11 | 1.9 | 14.44 | 1.9 | 20.12 | 1.5 | 21.86 | 1.5 |
| Battagram | 8.09 | 1.1 | 7.99 | 1.0 | 12.78 | 0.9 | 12.44 | 0.8 |
| Haripur | 35.24 | 4.6 | 35.26 | 4.6 | 48.17 | 3.5 | 55.10 | 3.7 |
| Kohistan | 2.05 | 0.3 | 2.07 | 0.3 | 3.12 | 0.2 | 3.14 | 0.2 |
| Torgar | 6.12 | 0.8 | 6.18 | 0.8 | 8.77 | 0.6 | 8.86 | 0.6 |
| Mansehra | 36.63 | 4.8 | 34.40 | 4.5 | 60.02 | 4.4 | 56.36 | 3.8 |
| Kohat | 24.44 | 3.2 | 25.39 | 3.3 | 39.63 | 2.9 | 40.61 | 2.7 |
| Karak | 6.07 | 0.8 | 5.90 | 0.8 | 2.70 | 0.2 | 3.42 | 0.2 |
| Hangu | 8.56 | 1.1 | 8.18 | 1.1 | 11.00 | 0.8 | 11.43 | 0.8 |
| Mardan | 43.44 | 5.7 | 44.45 | 5.8 | 92.75 | 6.8 | 115.97 | 7.8 |
| Sawabi | 37.22 | 4.9 | 39.00 | 5.1 | 89.02 | 6.5 | 97.40 | 6.6 |
| Bunir | 48.10 | 6.3 | 49.26 | 6.4 | 59.15 | 4.3 | 70.26 | 4.8 |
| Chitral | 8.35 | 1.1 | 8.35 | 1.1 | 14.94 | 1.1 | 16.12 | 1.1 |
| Malakand | 25.45 | 3.3 | 26.50 | 3.4 | 30.00 | 2.2 | 46.41 | 3.1 |
| Dir Lower | 29.03 | 3.8 | 28.86 | 3.7 | 53.95 | 4.0 | 55.86 | 3.8 |

| | | | | | | | | |
|--------------------|----------------|------|----------------|------|-----------------|------|-----------------|------|
| Dir Upper | 24.88 | 3.3 | 25.67 | 3.3 | 44.78 | 3.3 | 46.71 | 3.2 |
| Shangla | 24.90 | 3.3 | 25.58 | 3.3 | 35.06 | 2.6 | 33.84 | 2.3 |
| Swat | 58.90 | 7.7 | 58.75 | 7.6 | 115.30 | 8.5 | 113.52 | 7.7 |
| Peshawar | 35.45 | 4.7 | 34.67 | 4.5 | 77.92 | 5.7 | 84.93 | 5.7 |
| Charsada | 35.10 | 4.6 | 35.78 | 4.6 | 95.48 | 7.0 | 101.33 | 6.9 |
| Nowshera | 27.34 | 3.6 | 28.00 | 3.6 | 65.80 | 4.8 | 68.10 | 4.6 |
| Bajour | 36.25 | 4.8 | 39.84 | 5.2 | 35.37 | 2.6 | 69.94 | 4.7 |
| Khyber | 11.15 | 1.5 | 12.63 | 1.6 | 17.92 | 1.3 | 25.29 | 1.7 |
| Kurram | 24.29 | 3.2 | 27.13 | 3.5 | 43.13 | 3.2 | 54.32 | 3.7 |
| Muhmand | 7.42 | 1.0 | 8.32 | 1.1 | 9.68 | 0.7 | 13.10 | 0.9 |
| N. Waziristan | 5.09 | 0.7 | 5.81 | 0.8 | 8.40 | 0.6 | 13.12 | 0.9 |
| S. Waziristan | 8.66 | 1.1 | 9.88 | 1.3 | 11.90 | 0.9 | 13.13 | 0.9 |
| Oriakzai | 4.13 | 0.5 | 4.77 | 0.6 | 5.40 | 0.4 | 8.69 | 0.6 |
| SD Bannu | 4.57 | 0.6 | 5.15 | 0.7 | 6.08 | 0.4 | 9.56 | 0.6 |
| SD D.I. Khan | 4.90 | 0.6 | 5.50 | 0.7 | 5.27 | 0.4 | 8.19 | 0.6 |
| SD Hassan Khel | 1.70 | 0.2 | 5.15 | 0.7 | 1.98 | 0.1 | 10.13 | 0.7 |
| SD Kohat | 4.59 | 0.6 | 1.86 | 0.2 | 6.57 | 0.5 | 3.19 | 0.2 |
| TOTAL | 760.62 | | 770.27 | | 1362.84 | | 1479.13 | |
| BALUCHISTAN | | | | | | | | |
| Quetta | 2.44 | 0.5 | 2.39 | 0.4 | 5.94 | 0.5 | 5.59 | 0.4 |
| Pishin | 3.81 | 0.8 | 4.97 | 0.9 | 9.20 | 0.7 | 13.23 | 0.9 |
| K. Abdullah | 1.57 | 0.3 | 1.79 | 0.3 | 3.39 | 0.3 | 4.28 | 0.3 |
| Chagai | 7.00 | 1.5 | 6.03 | 1.1 | 14.90 | 1.2 | 15.37 | 1.0 |
| Nushki | 7.93 | 1.7 | 8.42 | 1.5 | 18.78 | 1.5 | 21.01 | 1.4 |
| Loralai | 10.03 | 2.1 | 12.07 | 2.2 | 24.57 | 2.0 | 27.62 | 1.8 |
| Musa Khail | 2.55 | 0.5 | 3.53 | 0.6 | 4.64 | 0.4 | 6.73 | 0.4 |
| Barkhan | 15.89 | 3.3 | 16.75 | 3.1 | 41.00 | 3.3 | 42.21 | 2.8 |
| Zhob | 6.50 | 1.4 | 6.21 | 1.1 | 12.47 | 1.0 | 14.34 | 0.9 |
| Sherani | 1.20 | 0.3 | 1.15 | 0.2 | 2.20 | 0.2 | 2.44 | 0.2 |
| Killa Saifullah | 8.21 | 1.7 | 8.37 | 1.5 | 20.06 | 1.6 | 21.37 | 1.4 |
| Sibi | 16.54 | 3.5 | 17.32 | 3.2 | 40.47 | 3.2 | 44.08 | 2.9 |
| Harnai | 1.40 | 0.3 | 1.54 | 0.3 | 3.40 | 0.3 | 3.93 | 0.3 |
| Ziarat | 0.46 | 0.1 | 0.53 | 0.1 | 0.95 | 0.1 | 1.33 | 0.1 |
| Kohlu | 8.43 | 1.8 | 10.30 | 1.9 | 19.76 | 1.6 | 26.03 | 1.7 |
| Dera Bughti | 25.65 | 5.4 | 27.40 | 5.0 | 61.48 | 4.9 | 48.80 | 3.2 |
| Nasirabad | 86.26 | 18.2 | 93.25 | 17.2 | 262.68 | 20.9 | 325.62 | 21.5 |
| Jaffarabad | 79.99 | 16.8 | 73.98 | 13.6 | 236.20 | 18.8 | 214.54 | 14.1 |
| Kachhi | 8.65 | 1.8 | 30.99 | 5.7 | 22.89 | 1.8 | 86.61 | 5.7 |
| Bolan | 0.00 | 0.0 | 0.00 | 0.0 | 0.00 | 0.0 | 0.00 | 0.0 |
| Jhal Magsi | 55.74 | 11.7 | 58.53 | 10.8 | 145.06 | 11.5 | 174.68 | 11.5 |
| Kalat | 4.10 | 0.9 | 7.58 | 1.4 | 10.50 | 0.8 | 19.76 | 1.3 |
| Mastung | 3.32 | 0.7 | 4.90 | 0.9 | 8.64 | 0.7 | 13.18 | 0.9 |
| Khuzdar | 52.42 | 11.0 | 67.00 | 12.3 | 130.33 | 10.4 | 182.51 | 12.0 |
| Awaran | 17.22 | 3.6 | 21.00 | 3.9 | 41.30 | 3.3 | 55.66 | 3.7 |
| Kharan | 11.68 | 2.5 | 9.73 | 1.8 | 27.12 | 2.2 | 25.75 | 1.7 |
| Washuk | 8.90 | 1.9 | 10.30 | 1.9 | 20.30 | 1.6 | 19.98 | 1.3 |
| Lasbela | 17.67 | 3.7 | 25.52 | 4.7 | 46.94 | 3.7 | 71.47 | 4.7 |
| Turbat | 3.24 | 0.7 | 5.21 | 1.0 | 8.20 | 0.7 | 13.57 | 0.9 |
| Panjgoor | 5.80 | 1.2 | 6.49 | 1.2 | 13.67 | 1.1 | 13.64 | 0.9 |
| Gwadar | 0.20 | 0.0 | 0.42 | 0.1 | 0.06 | 0.0 | 0.92 | 0.1 |
| Total | 474.74 | | 543.67 | | 1257.09 | | 1516.23 | |
| PAKISTAN | 8976.90 | | 9032.67 | | 26208.48 | | 28160.56 | |

Table No.2
DISTRICT-WISE AREA, PRODUCTION & PERCENTAGE OF RICE CROP

| Province/ PUNJAB | Area | | | | Production | | | |
|----------------------------|-------------------|------------|-------------------|------------|----------------|------------|----------------|------------|
| | 2021-22 | | 2022-23 | | 2021-22 | | 2022-23 | |
| | '000' hectares | % Share | '000' hectares | % Share | '000' Tons | % Share | '000' Tons | % Share |
| Attock | 0.00 | 0.00 | 0.00 | 0.00 | 0.00 | 0.00 | 0.00 | 0.00 |
| Rawalpindi | 0.00 | 0.00 | 0.00 | 0.00 | 0.00 | 0.00 | 0.00 | 0.00 |
| Islamabad | 0.00 | 0.00 | 0.00 | 0.00 | 0.00 | 0.00 | 0.00 | 0.00 |
| Jhelum | 0.00 | 0.00 | 2.43 | 0.11 | 0.00 | 0.00 | 4.83 | 0.10 |
| Chakwal | 0.40 | 0.02 | 0.00 | 0.00 | 0.97 | 0.02 | 0.00 | 0.00 |
| Sargodha | 0.00 | 0.00 | 43.71 | 2.00 | 0.00 | 0.00 | 83.25 | 1.64 |
| Khushab | 0.00 | 0.00 | 24.68 | 1.13 | | 0.00 | 44.41 | 0.88 |
| Mianwali | 55.85 | 2.42 | 3.24 | 0.15 | 113.48 | 2.18 | 8.47 | 0.17 |
| Bhakkar | 25.50 | 1.10 | 1.00 | 0.05 | 50.86 | 0.98 | 1.86 | 0.04 |
| Faisalabad | 5.26 | 0.23 | 32.37 | 1.48 | 13.14 | 0.25 | 72.60 | 1.43 |
| Toba Tek Singh | 1.62 | 0.07 | 46.13 | 2.11 | 3.34 | 0.06 | 119.58 | 2.36 |
| Jhang | 44.92 | 1.94 | 146.50 | 6.69 | 96.97 | 1.87 | 340.17 | 6.71 |
| Chiniot | 48.96 | 2.12 | 42.00 | 1.92 | 121.56 | 2.34 | 106.75 | 2.11 |
| Gujrat | 161.07 | 6.97 | 34.81 | 1.59 | 385.57 | 7.42 | 64.80 | 1.28 |
| M.B. Din | 52.21 | 2.26 | 83.77 | 3.83 | 132.84 | 2.56 | 178.69 | 3.52 |
| Sialkot | 38.44 | 1.66 | 187.00 | 8.54 | 70.49 | 1.36 | 364.35 | 7.19 |
| Narowal | 94.30 | 4.08 | 76.00 | 3.47 | 206.00 | 3.96 | 584.89 | 11.54 |
| Gujranwala | 167.94 | 7.27 | 258.00 | 11.79 | 251.76 | 4.85 | 377.04 | 7.44 |
| Hafizabad | 72.03 | 3.12 | 149.00 | 6.81 | 115.55 | 2.22 | 138.43 | 2.73 |
| Sheikhupura | 260.21 | 11.26 | 235.92 | 10.78 | 564.17 | 10.86 | 538.25 | 10.62 |
| Nankana Sahib | 150.94 | 6.53 | 108.05 | 4.94 | 362.13 | 6.97 | 267.28 | 5.27 |
| Lahore | 0.00 | 0.00 | 24.68 | 1.13 | 0.00 | 0.00 | 52.76 | 1.04 |
| Kasur | 243.21 | 10.53 | 79.00 | 3.61 | 483.04 | 9.30 | 190.01 | 3.75 |
| Okara | 113.71 | 4.92 | 126.26 | 5.77 | 273.49 | 5.26 | 349.42 | 6.89 |
| Sahiwal | 32.38 | 1.40 | 34.80 | 1.59 | 68.21 | 1.31 | 95.27 | 1.88 |
| Pakpattan | 99.95 | 4.33 | 82.00 | 3.75 | 225.46 | 4.34 | 218.06 | 4.30 |
| Multan | 156.61 | 6.78 | 29.95 | 1.37 | 461.36 | 8.88 | 68.74 | 1.36 |
| Lodhran | 44.52 | 1.93 | 10.92 | 0.50 | 107.04 | 2.06 | 24.34 | 0.48 |
| Khanewal | 105.21 | 4.55 | 45.73 | 2.09 | 256.63 | 4.94 | 112.58 | 2.22 |
| Vehari | 34.40 | 1.49 | 33.00 | 1.51 | 73.68 | 1.42 | 84.30 | 1.66 |
| M. Garh | 29.13 | 1.26 | 28.33 | 1.29 | 56.97 | 1.10 | 60.78 | 1.20 |
| Layyah | 79.32 | 3.43 | 0.81 | 0.04 | 187.94 | 3.62 | 1.60 | 0.03 |
| D.G. Khan | 57.06 | 2.47 | 59.08 | 2.70 | 142.01 | 2.73 | 168.42 | 3.32 |
| Rajanpur | 41.28 | 1.79 | 16.19 | 0.74 | 85.04 | 1.64 | 31.41 | 0.62 |
| Bahawalpur | 0.00 | 0.00 | 10.12 | 0.46 | 0.00 | 0.00 | 21.54 | 0.42 |
| Rahimyar Khan | 5.67 | 0.25 | 28.32 | 1.29 | 12.62 | 0.24 | 56.10 | 1.11 |
| Bahawalnagar | 87.81 | 3.80 | 104.81 | 4.79 | 273.31 | 5.26 | 239.02 | 4.71 |
| Total | 2309.91 | | 2188.61 | | 5195.63 | | 5070.00 | |

DISTRICT-WISE AREA, PRODUCTION & PERCENTAGE OF RICE CROP

| Province/ | Area | | | | Production | | | |
|----------------------|----------------|---------|----------------|---------|----------------|---------|----------------|---------------|
| District | '000' hectares | % Share | '000' hectares | % Share | '000' Tons | % Share | '000' Tons | % Share |
| SINDH | | | | | | | | |
| Khairpur | 0.00 | 0.00 | 0.00 | 0.00 | 0.00 | 0.00 | 0.00 | 0.00 |
| Ghotki | 0.00 | 0.00 | 0.00 | 0.00 | 0.00 | 0.00 | 0.00 | 0.00 |
| Sukkur | 1.81 | 0.24 | 1.59 | 0.26 | 0.00 | 0.00 | 5.37 | 0.27 |
| N. Feroze | 9.54 | 1.26 | 2.55 | 0.42 | 0.00 | 0.00 | 7.61 | 0.38 |
| Shaheed Benazir Abad | 4.70 | 0.62 | 3.55 | 0.59 | 0.00 | 0.00 | 12.38 | 0.62 |
| Jacobabad | 115.30 | 15.24 | 102.23 | 16.94 | 388.23 | 15.13 | 401.89 | 19.98 |
| Kashmore | 70.03 | 9.26 | 70.16 | 11.63 | 173.66 | 6.77 | 177.81 | 8.84 |
| Shikarpur | 111.32 | 14.71 | 86.95 | 14.41 | 395.37 | 15.41 | 299.59 | 14.89 |
| Larkana | 105.57 | 13.95 | 84.69 | 14.04 | 370.53 | 14.44 | 301.99 | 15.01 |
| Kambar Shahdat Kot | 78.38 | 10.36 | 26.93 | 4.46 | 249.97 | 9.74 | 48.22 | 2.40 |
| Sanghar | 0.00 | 0.00 | 5.69 | 0.94 | 0.00 | 0.00 | 17.81 | 0.89 |
| Tharparkar | 0.00 | 0.00 | 0.00 | 0.00 | 0.00 | 0.00 | 0.00 | 0.00 |
| Mirpurkhas | 0.00 | 0.00 | 0.00 | 0.00 | 0.00 | 0.00 | 0.00 | 0.00 |
| Umarkot | 0.00 | 0.00 | 0.00 | 0.00 | 0.00 | 0.00 | 0.00 | 0.00 |
| Dadu | 43.10 | 5.70 | 22.06 | 3.66 | 152.58 | 5.95 | 66.38 | 3.30 |
| Jamshoro | 0.00 | 0.00 | 0.54 | 0.09 | 0.00 | 0.00 | 1.59 | 0.08 |
| Hyderabad | 0.93 | 0.12 | 0.91 | 0.15 | 3.52 | 0.14 | 3.36 | 0.17 |
| Matiari | 0.41 | 0.05 | 0.00 | 0.00 | 0.00 | 0.00 | 0.00 | 0.00 |
| Tando Allahyar | 0.00 | 0.00 | 0.00 | 0.00 | 0.00 | 0.00 | 0.00 | 0.00 |
| T.M.Khan | 14.75 | 1.95 | 11.45 | 1.90 | 50.03 | 1.95 | 30.85 | 1.53 |
| Badin | 116.21 | 15.36 | 124.58 | 20.65 | 481.11 | 18.75 | 382.85 | 19.03 |
| Thatta | 84.52 | 11.17 | 59.44 | 9.85 | 301.16 | 11.74 | 254.12 | 12.63 |
| Karachi | 0.00 | 0.00 | 0.00 | 0.00 | 0.00 | 0.00 | 0.00 | |
| Total | 756.57 | | 603.31 | | 2566.16 | | 2011.80 | 100.00 |
| KPK | | | | | | | | |
| Bannu | 2.99 | 4.65 | 3.07 | 5.42 | 5.79 | 3.67 | 5.69 | 4.14 |
| Lakki Marwat | 0.20 | 0.32 | 0.20 | 0.35 | 0.31 | 0.20 | 0.31 | 0.22 |
| D.Ikhan | 11.41 | 17.77 | 9.29 | 16.39 | 31.38 | 19.92 | 25.54 | 18.61 |
| Tank | 0.65 | 1.01 | 0.72 | 1.27 | 1.04 | 0.66 | 1.19 | 0.87 |
| Abbottabad | 0.00 | 0.00 | 0.00 | 0.00 | 0.00 | 0.00 | 0.00 | 0.00 |
| Battagram | 1.66 | 2.58 | 1.63 | 2.88 | 3.63 | 2.30 | 3.58 | 2.61 |
| Haripur | 0.00 | 0.00 | 0.00 | 0.00 | 0.00 | 0.00 | 0.00 | 0.00 |
| Kohistan | 0.08 | 0.13 | 0.08 | 0.13 | 0.19 | 0.12 | 0.17 | 0.12 |
| Mansehra | 1.42 | 2.21 | 1.42 | 2.51 | 3.73 | 2.37 | 3.73 | 2.72 |
| Kohat | 0.01 | 0.01 | 0.01 | 0.01 | 0.01 | 0.01 | 0.01 | 0.01 |
| Karak | 0.00 | 0.00 | 0.00 | 0.00 | 0.00 | 0.00 | 0.00 | 0.00 |
| Hangu | 0.31 | 0.48 | 0.11 | 0.20 | 0.55 | 0.35 | 0.20 | 0.15 |
| Mardan | 2.56 | 3.98 | 2.65 | 4.68 | 4.27 | 2.71 | 4.38 | 3.19 |
| Sawabi | 0.47 | 0.73 | 0.47 | 0.83 | 0.72 | 0.46 | 0.77 | 0.56 |
| Bunir | 0.25 | 0.39 | 0.17 | 0.30 | 0.49 | 0.31 | 0.40 | 0.29 |
| Chitral | 1.83 | 2.85 | 1.83 | 3.22 | 5.24 | 3.32 | 5.20 | 3.79 |
| Malakand | 4.75 | 7.39 | 3.13 | 5.52 | 11.67 | 7.41 | 8.86 | 6.45 |
| Dir Lower | 9.04 | 14.06 | 8.11 | 14.31 | 21.43 | 13.60 | 19.64 | 14.31 |

| | | | | | | | | |
|--------------------|----------------|-------|----------------|-------|----------------|-------|----------------|-------|
| Dir Upper | 7.48 | 11.64 | 6.54 | 11.53 | 14.14 | 8.98 | 12.37 | 9.01 |
| Shangla | 1.40 | 2.18 | 1.36 | 2.40 | 3.93 | 2.49 | 3.81 | 2.77 |
| Swat | 6.23 | 9.70 | 4.28 | 7.56 | 22.14 | 14.05 | 14.86 | 10.82 |
| Peshawar | 0.04 | 0.07 | 0.06 | 0.10 | 0.15 | 0.09 | 0.22 | 0.16 |
| Charsada | 0.05 | 0.08 | 0.07 | 0.12 | 0.12 | 0.08 | 0.15 | 0.11 |
| Nowshera | 0.03 | 0.04 | 0.02 | 0.04 | 0.05 | 0.03 | 0.05 | 0.03 |
| Bajour | 4.79 | 7.45 | 4.79 | 8.45 | 7.58 | 4.81 | 7.55 | 5.50 |
| Khyber | 0.00 | 0.00 | 0.00 | 0.00 | 0.00 | 0.00 | 0.00 | 0.00 |
| Kurram | 5.97 | 9.28 | 6.00 | 10.58 | 17.91 | 11.37 | 17.45 | 12.72 |
| Muhmand | 0.00 | 0.00 | 0.00 | 0.00 | 0.00 | 0.00 | 0.00 | 0.00 |
| N. Waziristan | 0.17 | 0.26 | 0.19 | 0.33 | 0.27 | 0.17 | 0.30 | 0.22 |
| S. Waziristan | 0.00 | 0.00 | 0.00 | 0.00 | 0.00 | 0.00 | 0.00 | 0.00 |
| Oriakzai | 0.38 | 0.59 | 0.39 | 0.68 | 0.70 | 0.44 | 0.70 | 0.51 |
| SD Bannu | 0.00 | 0.00 | 0.00 | 0.00 | 0.00 | 0.00 | 0.00 | 0.00 |
| SD D.I. Khan | 0.09 | 0.13 | 0.09 | 0.16 | 0.14 | 0.09 | 0.15 | 0.11 |
| SD Hassan Khel | 0.00 | 0.00 | 0.00 | 0.00 | 0.00 | 0.00 | 0.00 | 0.00 |
| SD Kohat | 0.00 | 0.00 | 0.00 | 0.00 | 0.00 | 0.00 | 0.00 | 0.00 |
| Total | 64.24 | | 56.67 | | 157.58 | | 137.27 | |
| BALUCHISTAN | | | | | | | | |
| Quetta | 0.00 | 0.00 | 0.00 | 0.00 | 0.00 | 0.00 | 0.00 | 0.00 |
| Pishin | 0.00 | 0.00 | 0.00 | 0.00 | 0.00 | 0.00 | 0.00 | 0.00 |
| K. Abdullah | 0.00 | 0.00 | 0.00 | 0.00 | 0.00 | 0.00 | 0.00 | 0.00 |
| Chagai | 0.00 | 0.00 | 0.00 | 0.00 | 0.00 | 0.00 | 0.00 | 0.00 |
| Loralai | 0.00 | 0.00 | 0.00 | 0.00 | 0.00 | 0.00 | 0.00 | 0.00 |
| Musa Khail | 0.00 | 0.00 | 0.00 | 0.00 | 0.00 | 0.00 | 0.00 | 0.00 |
| Barkhan | 0.00 | 0.00 | 0.00 | 0.00 | 0.00 | 0.00 | 0.00 | 0.00 |
| Zhob | 0.00 | 0.00 | 0.00 | 0.00 | 0.00 | 0.00 | 0.00 | 0.00 |
| Sherani | 0.00 | 0.00 | 0.00 | 0.00 | 0.00 | 0.00 | 0.00 | 0.00 |
| Killa Saifullah | 0.00 | 0.00 | 0.00 | 0.00 | 0.00 | 0.00 | 0.00 | 0.00 |
| Sibi | 0.00 | 0.00 | 0.00 | 0.00 | 0.00 | 0.00 | 0.00 | 0.00 |
| Harnai | 0.00 | 0.00 | 0.05 | 0.04 | 0.00 | 0.00 | 0.14 | 0.13 |
| Ziarat | 0.05 | 0.03 | 0.00 | 0.00 | 0.14 | 0.03 | 0.00 | 0.00 |
| Kohlu | 0.00 | 0.00 | 0.00 | 0.00 | 0.00 | 0.00 | 0.00 | 0.00 |
| Dera Bughti | 0.00 | 0.00 | 0.17 | 0.13 | 0.00 | 0.00 | 0.47 | 0.45 |
| Nasirabad | 0.10 | 0.06 | 48.78 | 38.42 | 0.29 | 0.05 | 10.80 | 10.47 |
| Jaffarabad | 65.11 | 40.34 | 75.15 | 59.20 | 216.43 | 41.24 | 85.51 | 82.89 |
| Kachhi | 93.53 | 57.94 | 0.00 | 0.00 | 301.52 | 57.46 | 0.00 | 0.00 |
| Jhal Magsi | 0.19 | 0.12 | 0.21 | 0.16 | 0.57 | 0.11 | 0.16 | 0.15 |
| Kalat | 0.00 | 0.00 | 0.00 | 0.00 | 0.00 | 0.00 | 0.00 | 0.00 |
| Mastung | 0.00 | 0.00 | 0.00 | 0.00 | 0.00 | 0.00 | 0.00 | 0.00 |
| Khuzdar | 1.19 | 0.73 | 1.29 | 1.01 | 2.95 | 0.56 | 3.24 | 3.14 |
| Awaran | 0.28 | 0.17 | 0.28 | 0.22 | 0.61 | 0.12 | 0.62 | 0.60 |
| Kharan | 0.00 | 0.00 | 0.00 | 0.00 | 0.00 | 0.00 | 0.00 | 0.00 |
| Washuk | 0.00 | 0.00 | 0.00 | 0.00 | 0.00 | 0.00 | 0.00 | 0.00 |
| Lasbela | 0.00 | 0.00 | 0.00 | 0.00 | 0.00 | 0.00 | 0.00 | 0.00 |
| Turbat | 0.98 | 0.61 | 1.02 | 0.80 | 2.25 | 0.43 | 2.19 | 2.12 |
| Panjgoor | 0.00 | 0.00 | 0.02 | 0.01 | 0.00 | 0.00 | 0.03 | 0.03 |
| Gwadar | 0.00 | 0.00 | 0.00 | 0.00 | 0.00 | 0.00 | 0.00 | 0.00 |
| Total | 161.42 | | 126.95 | | 524.75 | | 103.16 | |
| PAKISTAN | 3292.14 | | 2975.54 | | 8444.11 | | 7322.23 | |

Table No. 3
DISTRICT-WISE AREA, PRODUCTION & PERCENTAGE OF MAIZE CROP

| Province/ PUNJAB | Area | | | | Production | | | |
|----------------------------|-------------------|------------|-------------------|------------|----------------|------------|-----------------|------------|
| | 2021-22 | | 2022-23 | | 2021-22 | | 2022-23 | |
| | '000' hectares | % Share | '000' hectares | % Share | '000' Tons | % Share | '000' Tons | % Share |
| Attock | 7.10 | 0.6 | 6.50 | 0.5 | 31.80 | 0.4 | 30.90 | 0.3 |
| Rawalpindi | 9.10 | 0.8 | 5.40 | 0.4 | 18.90 | 0.2 | 8.80 | 0.1 |
| Muree | 0.00 | 0.0 | 0.00 | 0.0 | 0.00 | 0.0 | 0.00 | 0.0 |
| Islamabad | 0.60 | 0.1 | 0.00 | 0.0 | 1.40 | 0.0 | 0.00 | 0.0 |
| Jhelum | 6.00 | 0.5 | 4.60 | 0.4 | 54.80 | 0.6 | 22.20 | 0.2 |
| Chakwal | 0.60 | 0.1 | 0.70 | 0.1 | 1.50 | 0.0 | 1.30 | 0.0 |
| Talagang | 0.00 | 0.0 | 0.10 | 0.0 | 0.00 | 0.0 | 0.30 | 0.0 |
| Sargodha | 3.00 | 0.3 | 3.80 | 0.3 | 15.10 | 0.2 | 31.60 | 0.3 |
| Khushab | 0.00 | 0.0 | 0.00 | 0.0 | 0.00 | 0.0 | 0.00 | 0.0 |
| Mianwali | 0.00 | 0.0 | 0.00 | 0.0 | 0.00 | 0.0 | 0.00 | 0.0 |
| Bhakkar | 0.00 | 0.0 | 0.00 | 0.0 | 0.00 | 0.0 | 0.00 | 0.0 |
| Faisalabad | 54.70 | 4.6 | 53.70 | 4.3 | 365.90 | 4.2 | 448.00 | 4.5 |
| Toba Tek Singh | 50.10 | 4.2 | 48.10 | 3.9 | 321.70 | 3.7 | 379.10 | 3.8 |
| Jhang | 3.30 | 0.3 | 5.00 | 0.4 | 52.20 | 0.6 | 48.30 | 0.5 |
| Chiniot | 28.00 | 2.4 | 33.30 | 2.7 | 234.50 | 2.7 | 311.20 | 3.1 |
| Gujrat | 0.00 | 0.0 | 0.00 | 0.0 | 0.00 | 0.0 | 0.00 | 0.0 |
| M.B. Din | 0.40 | 0.0 | 0.60 | 0.0 | 1.90 | 0.0 | 3.10 | 0.0 |
| Sialkot | 5.70 | 0.5 | 5.60 | 0.5 | 57.30 | 0.7 | 68.80 | 0.7 |
| Narowal | 0.10 | 0.0 | 0.00 | 0.0 | 0.90 | 0.0 | 0.00 | 0.0 |
| Gujranwala | 2.80 | 0.2 | 2.00 | 0.2 | 26.10 | 0.3 | 18.20 | 0.2 |
| Hafizabad | 0.40 | 0.0 | 0.70 | 0.1 | 2.00 | 0.0 | 1.80 | 0.0 |
| Wazirabad | 0.00 | 0.0 | 1.80 | 0.1 | 0.00 | 0.0 | 12.50 | 0.1 |
| Sheikhupura | 0.60 | 0.1 | 1.20 | 0.1 | 4.00 | 0.0 | 8.00 | 0.1 |
| Nankana Sahib | 4.50 | 0.4 | 4.70 | 0.4 | 38.10 | 0.4 | 41.80 | 0.4 |
| Lahore | 2.10 | 0.2 | 1.70 | 0.1 | 9.50 | 0.1 | 8.70 | 0.1 |
| Kasur | 77.80 | 6.6 | 86.40 | 6.9 | 663.70 | 7.7 | 848.20 | 8.4 |
| Okara | 155.10 | 13.1 | 165.00 | 13.3 | 1156.10 | 13.4 | 1328.00 | 13.2 |
| Sahiwal | 125.20 | 10.6 | 105.90 | 8.5 | 846.10 | 9.8 | 890.20 | 8.9 |
| Pakpattan | 163.30 | 13.8 | 173.30 | 13.9 | 1230.50 | 14.3 | 1479.80 | 14.7 |
| Multan | 26.50 | 2.2 | 29.70 | 2.4 | 169.50 | 2.0 | 211.40 | 2.1 |
| Lodhran | 94.10 | 7.9 | 96.70 | 7.8 | 774.20 | 9.0 | 694.50 | 6.9 |
| Khanewal | 54.90 | 4.6 | 67.20 | 5.4 | 387.10 | 4.5 | 570.80 | 5.7 |
| Vehari | 245.10 | 20.7 | 258.00 | 20.7 | 1731.10 | 20.1 | 1948.80 | 19.4 |
| M. Garh | 1.90 | 0.2 | 2.50 | 0.2 | 12.60 | 0.1 | 15.20 | 0.2 |
| Kot Addu | 0.00 | 0.0 | 0.00 | 0.0 | 0.00 | 0.0 | 0.00 | 0.0 |
| Layyah | 0.00 | 0.0 | 0.00 | 0.0 | 0.00 | 0.0 | 0.00 | 0.0 |
| D.G. Khan | 0.10 | 0.0 | 0.40 | 0.0 | 0.60 | 0.0 | 3.90 | 0.0 |
| Rajanpur | 0.00 | 0.0 | 0.00 | 0.0 | 0.00 | 0.0 | 0.00 | 0.0 |
| Bahawalpur | 46.80 | 3.9 | 54.70 | 4.4 | 308.20 | 3.6 | 394.40 | 3.9 |
| Rahimyar Khan | 1.70 | 0.1 | 3.00 | 0.2 | 11.30 | 0.1 | 26.40 | 0.3 |
| Bahawalnagar | 13.70 | 1.2 | 21.10 | 1.7 | 100.20 | 1.2 | 198.20 | 2.0 |
| Total | 1185.30 | | 1243.40 | | 8628.80 | | 10054.40 | |

| Province/ | Area | | | | Production | | | |
|----------------------|----------------|---------|----------------|---------|--------------|---------|--------------|---------|
| District | '000' hectares | % Share | '000' hectares | % Share | '000' Tons | % Share | '000' Tons | % Share |
| SINDH | | | | | | | | |
| Khairpur | 0.23 | 5.4 | 0.21 | 6.8 | 0.20 | 4.6 | 0.19 | 5.9 |
| Ghotki | 0.07 | 1.6 | 0.07 | 2.4 | 0.07 | 1.7 | 0.08 | 2.4 |
| Sukkur | 0.18 | 4.3 | 0.09 | 2.9 | 0.20 | 4.7 | 0.10 | 3.1 |
| N. Feroze | 0.23 | 5.4 | 0.18 | 5.8 | 0.18 | 4.1 | 0.14 | 4.5 |
| Shaheed Benazir Abad | 0.02 | 0.5 | 0.00 | 0.0 | 0.02 | 0.5 | 0.00 | 0.0 |
| Jacobabad | 0.00 | 0.0 | 0.00 | 0.0 | 0.00 | 0.0 | 0.00 | 0.0 |
| Kashmore | 0.01 | 0.3 | 0.00 | 0.0 | 0.01 | 0.2 | 0.00 | 0.0 |
| Shikarpur | 0.02 | 0.5 | 0.00 | 0.0 | 0.02 | 0.5 | 0.00 | 0.0 |
| Larkana | 0.00 | 0.0 | 0.00 | 0.0 | 0.00 | 0.0 | 0.00 | 0.0 |
| Kambar Shahdat Kot | 0.00 | 0.0 | 0.00 | 0.0 | 0.00 | 0.0 | 0.00 | 0.0 |
| Sanghar | 0.33 | 7.7 | 0.35 | 11.2 | 0.28 | 6.5 | 0.30 | 9.4 |
| Tharparkar | 0.15 | 3.4 | 0.07 | 2.3 | 0.12 | 2.7 | 0.06 | 1.7 |
| Mirpurkhas | 0.03 | 0.7 | 0.02 | 0.6 | 0.02 | 0.4 | 0.01 | 0.3 |
| Umarkot | 0.22 | 5.2 | 0.16 | 5.2 | 0.13 | 3.0 | 0.09 | 3.0 |
| Dadu | 0.13 | 2.9 | 0.01 | 0.2 | 0.13 | 3.1 | 0.01 | 0.2 |
| Jamshoro | 0.32 | 7.4 | 0.16 | 5.1 | 0.32 | 7.3 | 0.16 | 5.0 |
| Hyderabad | 0.03 | 0.6 | 0.01 | 0.4 | 0.04 | 0.8 | 0.02 | 0.5 |
| Matiari | 0.80 | 18.9 | 0.77 | 25.0 | 1.02 | 23.4 | 0.97 | 30.9 |
| Tando Allahyar | 0.19 | 4.5 | 0.00 | 0.0 | 0.19 | 4.2 | 0.00 | 0.0 |
| T.M.Khan | 0.08 | 1.8 | 0.08 | 2.7 | 0.08 | 1.8 | 0.09 | 2.7 |
| Badin | 0.05 | 1.2 | 0.04 | 1.1 | 0.04 | 1.0 | 0.04 | 1.2 |
| Thatta | 1.07 | 25.1 | 0.76 | 24.7 | 1.18 | 27.1 | 0.80 | 25.3 |
| Karachi | 0.11 | 2.5 | 0.11 | 3.7 | 0.11 | 2.5 | 0.12 | 3.7 |
| Total | 4.255 | | 3.067 | | 4.372 | | 3.149 | |
| KPK | | | | | | | | |
| Bannu | 5.00 | 1.1 | 5.16 | 1.1 | 10.80 | 1.2 | 10.65 | 1.2 |
| Lakki Marwat | 1.30 | 0.3 | 1.21 | 0.3 | 2.56 | 0.3 | 2.40 | 0.3 |
| D.Ikhan | 1.79 | 0.4 | 1.70 | 0.4 | 4.65 | 0.5 | 4.41 | 0.5 |
| Tank | 0.00 | 0.0 | 0.37 | 0.1 | 0.00 | 0.0 | 0.97 | 0.1 |
| Abbottabad | 19.06 | 4.2 | 19.40 | 4.1 | 38.46 | 4.3 | 32.23 | 3.5 |
| Battagram | 20.91 | 4.6 | 19.03 | 4.1 | 33.96 | 3.8 | 30.89 | 3.3 |
| Haripur | 32.56 | 7.1 | 32.54 | 6.9 | 33.22 | 3.7 | 34.81 | 3.8 |
| Kohistan | 26.16 | 5.7 | 26.08 | 5.6 | 57.47 | 6.5 | 57.29 | 6.2 |
| Mansehra | 48.64 | 10.6 | 46.94 | 10.0 | 100.53 | 11.3 | 97.21 | 10.5 |
| Kohat | 0.88 | 0.2 | 0.90 | 0.2 | 1.46 | 0.2 | 1.50 | 0.2 |
| Karak | 0.03 | 0.0 | 0.02 | 0.0 | 0.03 | 0.0 | 0.03 | 0.0 |
| Hangu | 5.66 | 1.2 | 5.38 | 1.1 | 5.13 | 0.6 | 4.45 | 0.5 |
| Mardan | 23.86 | 5.2 | 23.60 | 5.0 | 72.22 | 8.1 | 68.78 | 7.4 |
| Sawabi | 24.92 | 5.4 | 27.24 | 5.8 | 65.42 | 7.4 | 60.82 | 6.6 |
| Bunir | 48.50 | 10.6 | 48.26 | 10.3 | 50.21 | 5.7 | 74.70 | 8.1 |
| Chitral | 5.51 | 1.2 | 5.50 | 1.2 | 12.45 | 1.4 | 11.88 | 1.3 |
| Malakand | 4.48 | 1.0 | 4.42 | 0.9 | 11.14 | 1.3 | 11.10 | 1.2 |
| Dir Lower | 18.73 | 4.1 | 20.18 | 4.3 | 48.85 | 5.5 | 51.90 | 5.6 |
| Dir Upper | 5.84 | 1.3 | 5.00 | 1.1 | 12.33 | 1.4 | 10.46 | 1.1 |

| | | | | | | | | |
|--------------------|----------------|------|----------------|------|----------------|------|-----------------|------|
| Shangla | 35.34 | 7.7 | 37.57 | 8.0 | 53.43 | 6.0 | 56.35 | 6.1 |
| Swat | 57.01 | 12.4 | 62.96 | 13.4 | 110.10 | 12.4 | 118.92 | 12.9 |
| Peshawar | 17.88 | 3.9 | 18.30 | 3.9 | 50.59 | 5.7 | 65.42 | 7.1 |
| Charsada | 13.06 | 2.8 | 15.71 | 3.4 | 40.90 | 4.6 | 50.25 | 5.4 |
| Nowshera | 10.71 | 2.3 | 9.14 | 2.0 | 34.02 | 3.8 | 28.70 | 3.1 |
| Bajour | 7.28 | 1.6 | 7.32 | 1.6 | 9.55 | 1.1 | 9.60 | 1.0 |
| Khyber | 2.08 | 0.5 | 2.12 | 0.5 | 3.18 | 0.4 | 3.18 | 0.3 |
| Kurram | 2.99 | 0.7 | 3.02 | 0.6 | 4.50 | 0.5 | 4.51 | 0.5 |
| Muhmand | 0.38 | 0.1 | 0.39 | 0.1 | 0.47 | 0.1 | 0.47 | 0.1 |
| N. Waziristan | 3.90 | 0.9 | 4.84 | 1.0 | 3.79 | 0.4 | 4.75 | 0.5 |
| S. Waziristan | 4.04 | 0.9 | 4.07 | 0.9 | 4.37 | 0.5 | 4.37 | 0.5 |
| Oriakzai | 5.29 | 1.2 | 5.34 | 1.1 | 5.94 | 0.7 | 5.95 | 0.6 |
| SD Bannu | 1.14 | 0.2 | 1.17 | 0.2 | 1.13 | 0.1 | 1.14 | 0.1 |
| SD D.I. Khan | 0.60 | 0.1 | 0.63 | 0.1 | 0.46 | 0.1 | 0.47 | 0.1 |
| SD Hassan Khel | 0.98 | 0.2 | 1.00 | 0.2 | 1.02 | 0.1 | 1.03 | 0.1 |
| SD Kohat | 1.89 | 0.4 | 1.94 | 0.4 | 2.19 | 0.2 | 2.20 | 0.2 |
| Total | 458.41 | | 468.43 | | 886.52 | | 923.78 | |
| BALUCHISTAN | | | | | | | | |
| Quetta | 0.00 | 0.0 | 0.00 | 0.0 | 0.00 | 0.0 | 0.00 | 0.0 |
| Pishin | 0.01 | 0.2 | 0.02 | 0.5 | 0.01 | 0.3 | 0.03 | 0.8 |
| K. Abdullah | 0.00 | 0.0 | 0.00 | 0.0 | 0.00 | 0.0 | 0.00 | 0.0 |
| Chagai | 1.02 | 22.7 | 0.69 | 15.3 | 1.15 | 23.8 | 0.00 | 0.0 |
| Nushki | 0.03 | 0.6 | 0.04 | 0.8 | 0.03 | 0.6 | 0.03 | 1.0 |
| Loralai | 0.54 | 12.0 | 0.70 | 15.5 | 0.61 | 12.6 | 0.36 | 11.3 |
| Musa Khail | 0.68 | 15.0 | 0.72 | 16.0 | 0.69 | 14.2 | 0.65 | 20.3 |
| Barkhan | 0.06 | 1.3 | 0.07 | 1.4 | 0.07 | 1.5 | 0.08 | 2.4 |
| Zhob | 0.14 | 3.1 | 0.14 | 3.2 | 0.13 | 2.6 | 0.07 | 2.1 |
| Killa Saifullah | 0.15 | 3.3 | 0.15 | 3.3 | 0.16 | 3.4 | 0.15 | 4.7 |
| Sibi | 0.05 | 1.0 | 0.05 | 1.1 | 0.05 | 1.0 | 0.01 | 0.4 |
| Harnai | 0.00 | 0.0 | 0.00 | 0.0 | 0.00 | 0.0 | 0.00 | 0.0 |
| Ziarat | 0.05 | 1.1 | 0.03 | 0.8 | 0.06 | 1.2 | 0.04 | 1.2 |
| Kohlu | 0.00 | 0.0 | 0.00 | 0.0 | 0.00 | 0.0 | 0.00 | 0.0 |
| Dera Bughti | 0.12 | 2.6 | 0.08 | 1.8 | 0.11 | 2.4 | 0.08 | 2.4 |
| Nasirabad | 0.00 | 0.0 | 0.00 | 0.0 | 0.00 | 0.0 | 0.00 | 0.0 |
| Jaffarabad | 0.00 | 0.0 | 0.00 | 0.0 | 0.00 | 0.0 | 0.00 | 0.0 |
| Kachhi | 0.00 | 0.0 | 0.00 | 0.0 | 0.00 | 0.0 | 0.00 | 0.0 |
| Bolan | 0.00 | 0.0 | 0.00 | 0.0 | 0.00 | 0.0 | 0.00 | 0.0 |
| Jhal Magsi | 0.00 | 0.0 | 0.00 | 0.0 | 0.00 | 0.0 | 0.00 | 0.0 |
| Kalat | 0.00 | 0.0 | 0.00 | 0.0 | 0.00 | 0.0 | 0.00 | 0.0 |
| Mastung | 0.00 | 0.0 | 0.00 | 0.0 | 0.00 | 0.0 | 0.00 | 0.0 |
| Khuzdar | 0.60 | 13.2 | 0.61 | 13.5 | 0.58 | 12.0 | 0.60 | 18.8 |
| Awaran | 0.36 | 8.0 | 0.36 | 7.9 | 0.33 | 6.9 | 0.33 | 10.5 |
| Kharan | 0.02 | 0.5 | 0.04 | 0.8 | 0.02 | 0.5 | 0.02 | 0.6 |
| Washuk | 0.04 | 0.8 | 0.04 | 0.8 | 0.04 | 0.8 | 0.04 | 1.2 |
| Lasbela | 0.55 | 12.2 | 0.79 | 17.5 | 0.69 | 14.2 | 0.71 | 22.4 |
| Turbat | 0.00 | 0.0 | 0.00 | 0.0 | 0.00 | 0.0 | 0.00 | 0.0 |
| Panjgoor | 0.10 | 2.2 | 0.00 | 0.0 | 0.10 | 2.0 | 0.00 | 0.0 |
| Gwadar | 0.00 | 0.0 | 0.00 | 0.0 | 0.00 | 0.0 | 0.00 | 0.0 |
| Total | 4.50 | | 4.52 | | 4.84 | | 3.18 | |
| PAKISTAN | 1652.46 | | 1719.42 | | 9524.53 | | 10984.51 | |

Table No. 4
DISTRICT-WISE AREA, PRODUCTION & PERCENTAGE OF BAJRA CROP

| Province/ PUNJAB | Area | | | | Production | | | |
|----------------------------|-------------------|------------|-------------------|------------|---------------|------------|---------------|------------|
| | 2021-22 | | 2022-23 | | 2021-22 | | 2022-23 | |
| | '000' hectares | % Share | '000' hectares | % Share | '000' Tons | % Share | '000' Tons | % Share |
| Attock | 1.01 | 0.7 | 0.05 | 0.0 | 1.05 | 0.6 | 0.10 | 0.0 |
| Rawalpindi | 3.24 | 2.4 | 0.61 | 0.4 | 2.71 | 1.5 | 0.55 | 0.3 |
| Islamabad | 0.24 | 0.2 | 0.00 | 0.0 | 0.25 | 0.1 | 0.00 | 0.0 |
| Jhelum | 17.86 | 13.0 | 13.20 | 8.7 | 27.12 | 15.3 | 21.78 | 10.4 |
| Chakwal | 0.10 | 0.1 | 0.00 | 0.0 | 0.17 | 0.1 | 0.00 | 0.0 |
| Sargodha | 0.00 | 0.0 | 0.00 | 0.0 | 0.00 | 0.0 | 0.00 | 0.0 |
| Khushab | 1.90 | 1.4 | 1.94 | 1.3 | 1.51 | 0.8 | 1.79 | 0.9 |
| Mianwali | 20.16 | 14.7 | 28.21 | 18.6 | 21.41 | 12.0 | 24.08 | 11.6 |
| Bhakkar | 23.52 | 17.1 | 31.23 | 20.5 | 37.24 | 20.9 | 54.43 | 26.1 |
| Faisalabad | 0.04 | 0.0 | 0.03 | 0.0 | 0.10 | 0.1 | 0.06 | 0.0 |
| Toba Tek Singh | 4.48 | 3.3 | 8.48 | 5.6 | 8.91 | 5.0 | 14.04 | 6.7 |
| Jhang | 0.01 | 0.0 | 0.00 | 0.0 | 0.02 | 0.0 | 0.00 | 0.0 |
| Chiniot | 0.00 | 0.0 | 0.00 | 0.0 | 0.00 | 0.0 | 0.00 | 0.0 |
| Gujrat | 37.98 | 27.6 | 33.74 | 22.2 | 44.91 | 25.3 | 36.72 | 17.6 |
| M.B. Din | 0.00 | 0.0 | 0.00 | 0.0 | 0.00 | 0.0 | 0.00 | 0.0 |
| Sialkot | 0.00 | 0.0 | 0.00 | 0.0 | 0.00 | 0.0 | 0.00 | 0.0 |
| Narowal | 5.38 | 3.9 | 12.54 | 8.2 | 9.06 | 5.1 | 27.16 | 13.0 |
| Gujranwala | 0.00 | 0.0 | 0.00 | 0.0 | 0.00 | 0.0 | 0.00 | 0.0 |
| Hafizabad | 0.00 | 0.0 | 0.00 | 0.0 | 0.00 | 0.0 | 0.00 | 0.0 |
| Sheikhupura | 0.00 | 0.0 | 0.00 | 0.0 | 0.00 | 0.0 | 0.00 | 0.0 |
| Nankana Sahib | 0.00 | 0.0 | 0.00 | 0.0 | 0.00 | 0.0 | 0.00 | 0.0 |
| Lahore | 0.00 | 0.0 | 0.01 | 0.0 | 0.00 | 0.0 | 0.02 | 0.0 |
| Kasur | 1.25 | 0.9 | 2.31 | 1.5 | 1.97 | 1.1 | 4.19 | 2.0 |
| Okara | 0.00 | 0.0 | 0.00 | 0.0 | 0.00 | 0.0 | 0.00 | 0.0 |
| Sahiwal | 0.00 | 0.0 | 0.00 | 0.0 | 0.00 | 0.0 | 0.00 | 0.0 |
| Pakpattan | 0.01 | 0.0 | 0.00 | 0.0 | 0.02 | 0.0 | 0.00 | 0.0 |
| Multan | 0.00 | 0.0 | 0.11 | 0.1 | 0.00 | 0.0 | 0.22 | 0.1 |
| Lodhran | 0.03 | 0.0 | 0.00 | 0.0 | 0.06 | 0.0 | 0.00 | 0.0 |
| Khanewal | 0.00 | 0.0 | 0.21 | 0.1 | 0.00 | 0.0 | 0.25 | 0.1 |
| Vehari | 0.16 | 0.1 | 0.51 | 0.3 | 0.38 | 0.2 | 1.19 | 0.6 |
| M. Garh | 1.46 | 1.1 | 1.28 | 0.8 | 2.76 | 1.6 | 2.00 | 1.0 |
| Layyah | 16.35 | 11.9 | 9.74 | 6.4 | 15.46 | 8.7 | 9.43 | 4.5 |
| D.G. Khan | 0.00 | 0.0 | 0.00 | 0.0 | 0.00 | 0.0 | 0.00 | 0.0 |
| Rajanpur | 0.00 | 0.0 | 0.49 | 0.3 | 0.00 | 0.0 | 0.24 | 0.1 |
| Bahawalpur | 0.00 | 0.0 | 0.00 | 0.0 | 0.00 | 0.0 | 0.00 | 0.0 |
| Rahimyar Khan | 0.00 | 0.0 | 0.00 | 0.0 | 0.00 | 0.0 | 0.00 | 0.0 |
| Bahawalnagar | 2.42 | 1.8 | 7.38 | 4.9 | 2.66 | 1.5 | 10.15 | 4.9 |
| Total | 137.59 | | 152.08 | | 177.75 | | 208.39 | |

| Province/ SINDH | Area | | | | Production | | | |
|---------------------------|------------------|------------|------------------|------------|--------------|------------|--------------|------------|
| | 2021-22 | | 2022-23 | | 2021-22 | | 2022-23 | |
| | 000' hectares | % Share | 000' hectares | % Share | 000' Tons | % Share | 000' Tons | % Share |
| Khairpur | 0.20 | 0.2 | 0.10 | 0.1 | 0.16 | 0.4 | 0.08 | 0.2 |
| Ghotki | 0.01 | 0.0 | 0.02 | 0.0 | 0.01 | 0.0 | 0.01 | 0.0 |
| Sukkur | 0.02 | 0.0 | 0.02 | 0.0 | 0.02 | 0.0 | 0.02 | 0.0 |
| N. Feroze | 0.02 | 0.0 | 0.01 | 0.0 | 0.02 | 0.0 | 0.01 | 0.0 |
| Shaheed Benazir Abad | 0.07 | 0.1 | 0.04 | 0.0 | 0.04 | 0.1 | 0.02 | 0.0 |
| Jacobabad | 0.00 | 0.0 | 0.00 | 0.0 | 0.00 | 0.0 | 0.00 | 0.0 |
| Kashmore | 0.00 | 0.0 | 0.00 | 0.0 | 0.00 | 0.0 | 0.00 | 0.0 |
| Shikarpur | 0.00 | 0.0 | 0.00 | 0.0 | 0.00 | 0.0 | 0.00 | 0.0 |
| Larkana | 0.00 | 0.0 | 0.00 | 0.0 | 0.00 | 0.0 | 0.00 | 0.0 |
| Kambar Shahdat Kot | 0.00 | 0.0 | 0.00 | 0.0 | 0.00 | 0.0 | 0.00 | 0.0 |
| Sanghar | 0.26 | 0.3 | 0.27 | 0.3 | 0.15 | 0.3 | 0.16 | 0.4 |
| Tharparkar | 81.10 | 96.4 | 82.38 | 97.9 | 43.21 | 95.4 | 43.97 | 97.5 |
| Mirpurkhas | 0.46 | 0.5 | 0.25 | 0.3 | 0.26 | 0.6 | 0.14 | 0.3 |
| Umarkot | 0.21 | 0.2 | 0.20 | 0.2 | 0.12 | 0.3 | 0.11 | 0.2 |
| Dadu | 0.00 | 0.0 | 0.00 | 0.0 | 0.00 | 0.0 | 0.00 | 0.0 |
| Jamshoro | 0.45 | 0.5 | 0.17 | 0.2 | 0.35 | 0.8 | 0.13 | 0.3 |
| Hyderabad | 0.03 | 0.0 | 0.01 | 0.0 | 0.02 | 0.0 | 0.01 | 0.0 |
| Matiari | 0.51 | 0.6 | 0.16 | 0.2 | 0.40 | 0.9 | 0.12 | 0.3 |
| Tando Allahyar | 0.31 | 0.4 | 0.15 | 0.2 | 0.20 | 0.4 | 0.10 | 0.2 |
| T.M.Khan | 0.00 | 0.0 | 0.00 | 0.0 | 0.00 | 0.0 | 0.00 | 0.0 |
| Badin | 0.44 | 0.5 | 0.30 | 0.4 | 0.28 | 0.6 | 0.19 | 0.4 |
| Thatta | 0.06 | 0.1 | 0.06 | 0.1 | 0.05 | 0.1 | 0.04 | 0.1 |
| Karachi | 0.00 | 0.0 | 0.00 | 0.0 | 0.00 | 0.0 | 0.00 | 0.0 |
| Total | 84.15 | | 84.13 | | 45.28 | | 45.11 | |
| KPK | | | | | | | | |
| Bannu | 0.03 | 1.0 | 0.02 | 1.3 | 0.02 | 1.2 | 0.02 | 1.5 |
| Lakki Marwat | 0.03 | 1.0 | 0.03 | 1.4 | 0.04 | 2.1 | 0.04 | 2.7 |
| D.Ikhan | 1.31 | 48.8 | 0.48 | 25.7 | 0.71 | 41.1 | 0.26 | 19.9 |
| Tank | 0.00 | 0.0 | 0.06 | 3.1 | 0.00 | 0.0 | 0.03 | 2.4 |
| Abbottabad | 0.00 | 0.0 | 0.00 | 0.0 | 0.00 | 0.0 | 0.00 | 0.0 |
| Battagram | 0.00 | 0.0 | 0.00 | 0.0 | 0.00 | 0.0 | 0.00 | 0.0 |
| Haripur | 0.04 | 1.6 | 0.05 | 2.6 | 0.05 | 3.1 | 0.06 | 4.6 |
| Kohistan | 0.00 | 0.0 | 0.00 | 0.0 | 0.00 | 0.0 | 0.00 | 0.0 |
| Mansehra | 0.00 | 0.0 | 0.00 | 0.0 | 0.00 | 0.0 | 0.00 | 0.0 |
| Kohat | 0.17 | 6.4 | 0.18 | 9.7 | 0.08 | 4.6 | 0.08 | 6.5 |
| Karak | 0.69 | 25.6 | 0.61 | 32.6 | 0.34 | 19.9 | 0.32 | 24.9 |
| Hangu | 0.04 | 1.3 | 0.07 | 3.5 | 0.02 | 1.1 | 0.03 | 2.6 |
| Mardan | 0.00 | 0.0 | 0.00 | 0.0 | 0.00 | 0.0 | 0.00 | 0.0 |
| Sawabi | 0.00 | 0.0 | 0.00 | 0.0 | 0.00 | 0.0 | 0.00 | 0.0 |
| Bunir | 0.00 | 0.0 | 0.00 | 0.0 | 0.00 | 0.0 | 0.00 | 0.0 |
| Chitral | 0.07 | 2.6 | 0.07 | 3.7 | 0.07 | 3.8 | 0.06 | 4.4 |
| Malakand | 0.00 | 0.0 | 0.00 | 0.0 | 0.00 | 0.0 | 0.00 | 0.0 |
| Dir Lower | 0.00 | 0.0 | 0.00 | 0.0 | 0.00 | 0.0 | 0.00 | 0.0 |
| Dir Upper | 0.00 | 0.0 | 0.00 | 0.0 | 0.00 | 0.0 | 0.00 | 0.0 |

| | | | | | | | | |
|--------------------|---------------|------|---------------|------|---------------|------|---------------|------|
| Shangla | 0.00 | 0.0 | 0.00 | 0.0 | 0.00 | 0.0 | 0.00 | 0.0 |
| Swat | 0.00 | 0.0 | 0.00 | 0.0 | 0.00 | 0.0 | 0.00 | 0.0 |
| Peshawar | 0.00 | 0.0 | 0.00 | 0.0 | 0.00 | 0.0 | 0.00 | 0.0 |
| Charsada | 0.04 | 1.6 | 0.05 | 2.5 | 0.01 | 0.8 | 0.02 | 0.8 |
| Nowshera | 0.00 | 0.0 | 0.00 | 0.0 | 0.00 | 0.0 | 0.00 | 0.0 |
| Bajour | 0.00 | 0.0 | 0.00 | 0.0 | 0.00 | 0.0 | 0.00 | 0.0 |
| Khyber | 0.16 | 6.0 | 0.15 | 8.2 | 0.23 | 12.3 | 0.23 | 12.1 |
| Kurram | 0.00 | 0.0 | 0.00 | 0.0 | 0.00 | 0.0 | 0.00 | 0.0 |
| Muhmand | 0.00 | 0.0 | 0.00 | 0.0 | 0.00 | 0.0 | 0.00 | 0.0 |
| N. Waziristan | 0.00 | 0.0 | 0.00 | 0.0 | 0.00 | 0.0 | 0.00 | 0.0 |
| S. Waziristan | 0.00 | 0.0 | 0.00 | 0.0 | 0.00 | 0.0 | 0.00 | 0.0 |
| Oriakzai | 0.00 | 0.0 | 0.00 | 0.0 | 0.00 | 0.0 | 0.00 | 0.0 |
| SD Bannu | 0.00 | 0.0 | 0.00 | 0.0 | 0.00 | 0.0 | 0.00 | 0.0 |
| SD D.I. Khan | 0.00 | 0.0 | 0.00 | 0.0 | 0.00 | 0.0 | 0.00 | 0.0 |
| SD Hassan Khel | 0.00 | 0.0 | 0.00 | 0.0 | 0.00 | 0.0 | 0.00 | 0.0 |
| SD Kohat | 0.11 | 4.2 | 0.11 | 5.8 | 0.16 | 8.4 | 0.15 | 8.3 |
| Total | 2.68 | | 1.86 | | 1.73 | | 1.29 | |
| BALUCHISTAN | | | | | | | | |
| Quetta | 0.00 | 0.0 | 0.00 | 0.0 | 0.00 | 0.0 | 0.00 | 0.0 |
| Pishin | 0.00 | 0.0 | 0.00 | 0.0 | 0.00 | 0.0 | 0.00 | 0.0 |
| K. Abdullah | 0.00 | 0.0 | 0.00 | 0.0 | 0.00 | 0.0 | 0.00 | 0.0 |
| Chagai | 0.00 | 0.0 | 0.00 | 0.0 | 0.00 | 0.0 | 0.00 | 0.0 |
| Nushki | 0.02 | 0.9 | 0.02 | 0.9 | 0.00 | 0.0 | 0.01 | 0.6 |
| Loralai | 0.00 | 0.0 | 0.00 | 0.0 | 0.00 | 0.0 | 0.00 | 0.0 |
| Musa Khail | 0.30 | 13.8 | 0.28 | 10.8 | 0.19 | 12.7 | 0.15 | 10.6 |
| Barkhan | 0.00 | 0.0 | 0.00 | 0.0 | 0.00 | 0.0 | 0.00 | 0.0 |
| Zhob | 0.00 | 0.0 | 0.00 | 0.0 | 0.00 | 0.0 | 0.00 | 0.0 |
| Sherani | 0.05 | 2.2 | 0.05 | 1.8 | 0.00 | 0.0 | 0.04 | 2.5 |
| Killa Saifullah | 0.00 | 0.0 | 0.00 | 0.0 | 0.00 | 0.0 | 0.00 | 0.0 |
| Sibi | 0.00 | 0.0 | 0.00 | 0.0 | 0.00 | 0.0 | 0.00 | 0.0 |
| Harnai | 0.07 | 3.0 | 0.05 | 1.8 | 0.06 | 4.1 | 0.04 | 2.8 |
| Ziarat | 0.00 | 0.0 | 0.00 | 0.0 | 0.00 | 0.0 | 0.00 | 0.0 |
| Kohlu | 0.14 | 6.4 | 0.20 | 7.8 | 0.08 | 5.0 | 0.09 | 6.2 |
| Dera Bughti | 1.11 | 50.8 | 1.55 | 60.8 | 0.77 | 51.0 | 0.78 | 55.4 |
| Nasirabad | 0.00 | 0.0 | 0.00 | 0.0 | 0.00 | 0.0 | 0.00 | 0.0 |
| Jaffarabad | 0.00 | 0.0 | 0.00 | 0.0 | 0.00 | 0.0 | 0.00 | 0.0 |
| Kachhi | 0.00 | 0.0 | 0.00 | 0.0 | 0.00 | 0.0 | 0.00 | 0.0 |
| Jhal Magsi | 0.00 | 0.0 | 0.00 | 0.0 | 0.00 | 0.0 | 0.00 | 0.0 |
| Kalat | 0.00 | 0.0 | 0.00 | 0.0 | 0.00 | 0.0 | 0.00 | 0.0 |
| Mastung | 0.00 | 0.0 | 0.00 | 0.0 | 0.00 | 0.0 | 0.00 | 0.0 |
| Khuzdar | 0.26 | 11.9 | 0.27 | 10.6 | 0.23 | 15.4 | 0.24 | 17.0 |
| Awaran | 0.05 | 2.2 | 0.05 | 2.0 | 0.04 | 2.9 | 0.05 | 3.3 |
| Kharan | 0.02 | 0.9 | 0.02 | 0.9 | 0.02 | 1.2 | 0.00 | 0.0 |
| Washuk | 0.03 | 1.1 | 0.03 | 1.0 | 0.02 | 1.5 | 0.02 | 1.6 |
| Lasbela | 0.00 | 0.0 | 0.00 | 0.0 | 0.00 | 0.0 | 0.00 | 0.0 |
| Turbat | 0.00 | 0.0 | 0.00 | 0.0 | 0.00 | 0.0 | 0.00 | 0.0 |
| Panjgoor | 0.11 | 5.0 | 0.00 | 0.0 | 0.08 | 5.6 | 0.00 | 0.0 |
| Gwadar | 0.04 | 1.7 | 0.04 | 1.7 | 0.01 | 0.5 | 0.00 | 0.1 |
| Total | 2.19 | | 2.55 | | 1.50 | | 1.41 | |
| PAKISTAN | 226.62 | | 240.62 | | 226.26 | | 256.21 | |

Table No. 5
DISTRICT-WISE AREA, PRODUCTION & PERCENTAGE OF JOWAR CROP

| Province/ PUNJAB | Area | | | | Production | | | |
|--------------------------------|-------------------|------------|-------------------|------------|---------------|------------|---------------|------------|
| | 2021-22 | | 2022-23 | | 2021-22 | | 2022-23 | |
| | '000' hectares | % Share | '000' hectares | % Share | '000' Tons | % Share | '000' Tons | % Share |
| Attock | 1.42 | 3.8 | 0.58 | 3.0 | 0.71 | 2.4 | 0.19 | 0.8 |
| Rawalpindi | 0.91 | 2.4 | 1.19 | 6.1 | 0.49 | 1.6 | 1.03 | 4.3 |
| Islamabad | 0.00 | 0.0 | 0.00 | 0.0 | 0.00 | 0.0 | 0.00 | 0.0 |
| Jhelum | 0.00 | 0.0 | 0.00 | 0.0 | 0.00 | 0.0 | 0.00 | 0.0 |
| Chakwal | 4.80 | 12.8 | 1.44 | 7.4 | 0.91 | 3.0 | 0.55 | 2.3 |
| Sargodha | 0.00 | 0.0 | 0.00 | 0.0 | 0.00 | 0.0 | 0.00 | 0.0 |
| Khushab | 0.00 | 0.0 | 0.00 | 0.0 | 0.00 | 0.0 | 0.00 | 0.0 |
| Mianwali | 1.82 | 4.8 | 2.10 | 10.8 | 1.12 | 3.7 | 1.45 | 6.1 |
| Bhakkar | 0.00 | 0.0 | 0.00 | 0.0 | 0.00 | 0.0 | 0.00 | 0.0 |
| Faisalabad | 0.00 | 0.0 | 0.00 | 0.0 | 0.00 | 0.0 | 0.00 | 0.0 |
| Toba Tek Singh | 10.92 | 29.1 | 6.13 | 31.5 | 13.33 | 44.5 | 11.68 | 48.7 |
| Jhang | 0.38 | 1.0 | 0.34 | 1.8 | 0.31 | 1.0 | 0.60 | 2.5 |
| Chiniot | 1.26 | 3.4 | 0.00 | 0.0 | 1.14 | 3.8 | 0.00 | 0.0 |
| Gujrat | 1.33 | 3.5 | 0.00 | 0.0 | 1.15 | 3.8 | 0.00 | 0.0 |
| M.B. Din | 2.50 | 6.7 | 0.00 | 0.0 | 2.03 | 6.8 | 0.00 | 0.0 |
| Sialkot | 0.00 | 0.0 | 0.00 | 0.0 | 0.00 | 0.0 | 0.00 | 0.0 |
| Narowal | 0.00 | 0.0 | 0.00 | 0.0 | 0.00 | 0.0 | 0.00 | 0.0 |
| Gujranwala | 0.00 | 0.0 | 0.00 | 0.0 | 0.00 | 0.0 | 0.00 | 0.0 |
| Hafizabad | 2.15 | 5.7 | 0.00 | 0.0 | 1.30 | 4.3 | 0.00 | 0.0 |
| Sheikhupura | 0.00 | 0.0 | 0.00 | 0.0 | 0.00 | 0.0 | 0.00 | 0.0 |
| Nankana Sahib | 0.00 | 0.0 | 0.00 | 0.0 | 0.00 | 0.0 | 0.00 | 0.0 |
| Lahore | 0.00 | 0.0 | 0.00 | 0.0 | 0.00 | 0.0 | 0.00 | 0.0 |
| Kasur | 0.00 | 0.0 | 0.00 | 0.0 | 0.00 | 0.0 | 0.00 | 0.0 |
| Okara | 0.00 | 0.0 | 0.00 | 0.0 | 0.00 | 0.0 | 0.00 | 0.0 |
| Sahiwal | 0.00 | 0.0 | 0.00 | 0.0 | 0.00 | 0.0 | 0.00 | 0.0 |
| Pakpattan | 0.00 | 0.0 | 0.00 | 0.0 | 0.00 | 0.0 | 0.00 | 0.0 |
| Multan | 0.99 | 2.6 | 0.82 | 4.2 | 0.59 | 2.0 | 0.52 | 2.2 |
| Lodhran | 0.00 | 0.0 | 0.00 | 0.0 | 0.00 | 0.0 | 0.00 | 0.0 |
| Khanewal | 1.52 | 4.1 | 0.94 | 4.8 | 0.87 | 2.9 | 0.56 | 2.3 |
| Vehari | 3.52 | 9.4 | 3.23 | 16.6 | 4.03 | 13.4 | 6.33 | 26.4 |
| M. Garh | 0.00 | 0.0 | 0.00 | 0.0 | 0.00 | 0.0 | 0.00 | 0.0 |
| Layyah | 0.95 | 2.5 | 0.76 | 3.9 | 0.40 | 1.3 | 0.30 | 1.2 |
| D.G. Khan | 0.93 | 2.5 | 0.91 | 4.7 | 0.00 | 0.0 | 0.31 | 1.3 |
| Rajanpur | 1.65 | 4.4 | 1.03 | 5.3 | 1.24 | 4.1 | 0.46 | 1.9 |
| Bahawalpur | 0.00 | 0.0 | 0.00 | 0.0 | 0.00 | 0.0 | 0.00 | 0.0 |
| Rahimyar Khan | 0.43 | 1.1 | 0.00 | 0.0 | 0.34 | 1.1 | 0.00 | 0.0 |
| Bahawalnagar | 0.00 | 0.0 | 0.00 | 0.0 | 0.00 | 0.0 | 0.00 | 0.0 |
| Total | 37.47 | | 19.48 | | 29.96 | | 23.98 | |

| Province/ SINDH | Area | | | | Production | | | |
|-------------------------|-------------------|------------|-------------------|------------|---------------|------------|---------------|------------|
| | 2021-22 | | 2022-23 | | 2021-22 | | 2022-23 | |
| | '000' hectares | % Share | '000' hectares | % Share | '000' Tons | % Share | '000' Tons | % Share |
| Khairpur | 3.71 | 35.5 | 3.28 | 41.2 | 3.72 | 36.8 | 3.27 | 43.4 |
| Ghotki | 0.04 | 0.4 | 0.05 | 0.6 | 0.05 | 0.5 | 0.05 | 0.7 |
| Sukkur | 1.72 | 16.4 | 1.74 | 21.9 | 1.63 | 16.2 | 1.65 | 21.8 |
| N. Feroze | 0.21 | 2.0 | 0.17 | 2.1 | 0.22 | 2.2 | 0.18 | 2.3 |
| Shaheed Benazir Abad | 0.11 | 1.1 | 0.00 | 0.0 | 0.11 | 1.1 | 0.00 | 0.0 |
| Jacobabad | 0.03 | 0.2 | 0.00 | 0.0 | 0.02 | 0.2 | 0.00 | 0.0 |
| Kashmore | 0.02 | 0.2 | 0.01 | 0.2 | 0.03 | 0.3 | 0.02 | 0.2 |
| Shikarpur | 0.03 | 0.2 | 0.02 | 0.3 | 0.03 | 0.2 | 0.02 | 0.3 |
| Larkana | 0.41 | 3.9 | 0.21 | 2.7 | 0.42 | 4.1 | 0.22 | 2.9 |
| Kambar Shahdat Kot | 0.27 | 2.6 | 0.00 | 0.0 | 0.26 | 2.5 | 0.00 | 0.0 |
| Sanghar | 0.67 | 6.4 | 0.66 | 8.3 | 0.51 | 5.0 | 0.51 | 6.7 |
| Tharparkar | 0.04 | 0.4 | 0.04 | 0.5 | 0.04 | 0.4 | 0.04 | 0.6 |
| Mirpurkhas | 0.77 | 7.4 | 0.56 | 7.0 | 0.69 | 6.8 | 0.49 | 6.5 |
| Umarkot | 0.19 | 1.8 | 0.00 | 0.0 | 0.17 | 1.7 | 0.00 | 0.0 |
| Dadu | 0.23 | 2.2 | 0.18 | 2.3 | 0.25 | 2.5 | 0.18 | 2.4 |
| Jamshoro | 0.67 | 6.4 | 0.33 | 4.1 | 0.66 | 6.5 | 0.32 | 4.3 |
| Hyderabad | 0.04 | 0.4 | 0.01 | 0.1 | 0.04 | 0.4 | 0.01 | 0.1 |
| Matiari | 0.70 | 6.7 | 0.29 | 3.6 | 0.62 | 6.1 | 0.26 | 3.4 |
| Tando Allahyar | 0.07 | 0.7 | 0.00 | 0.0 | 0.05 | 0.5 | 0.00 | 0.0 |
| T.M.Khan | 0.04 | 0.3 | 0.03 | 0.4 | 0.03 | 0.3 | 0.03 | 0.3 |
| Badin | 0.32 | 3.0 | 0.22 | 2.8 | 0.24 | 2.3 | 0.16 | 2.2 |
| Thatta | 0.10 | 0.9 | 0.07 | 0.9 | 0.09 | 0.8 | 0.06 | 0.8 |
| Karachi | 0.07 | 0.7 | 0.08 | 1.0 | 0.07 | 0.7 | 0.08 | 1.0 |
| Total | 10.45 | | 7.96 | | 10.10 | | 7.54 | |
| KPK | | | | | | | | |
| Bannu | 0.00 | 0.0 | 0.00 | 0.0 | 0.00 | 0.0 | 0.00 | 0.0 |
| Lakki Marwat | 0.47 | 6.8 | 0.36 | 5.6 | 0.31 | 6.8 | 0.24 | 5.7 |
| D.Ikhan | 2.90 | 41.6 | 2.20 | 34.2 | 2.06 | 44.9 | 1.58 | 37.9 |
| Tank | 0.10 | 1.4 | 0.06 | 0.9 | 0.06 | 1.3 | 0.04 | 1.0 |
| Abbottabad | 0.00 | 0.0 | 0.00 | 0.0 | 0.00 | 0.0 | 0.00 | 0.0 |
| Battagram | 0.00 | 0.0 | 0.00 | 0.0 | 0.00 | 0.0 | 0.00 | 0.0 |
| Haripur | 0.36 | 5.2 | 0.33 | 5.1 | 0.24 | 5.1 | 0.22 | 5.1 |
| Kohistan | 0.00 | 0.0 | 0.00 | 0.0 | 0.00 | 0.0 | 0.00 | 0.0 |
| Mansehra | 0.00 | 0.0 | 0.00 | 0.0 | 0.00 | 0.0 | 0.00 | 0.0 |
| Kohat | 0.00 | 0.0 | 0.00 | 0.0 | 0.00 | 0.0 | 0.00 | 0.0 |
| Karak | 0.24 | 3.5 | 0.16 | 2.4 | 0.11 | 2.5 | 0.09 | 2.1 |
| Hangu | 0.00 | 0.0 | 0.00 | 0.0 | 0.00 | 0.0 | 0.00 | 0.0 |
| Mardan | 1.12 | 16.0 | 1.24 | 19.2 | 0.77 | 16.7 | 0.85 | 20.3 |
| Sawabi | 0.76 | 10.9 | 1.10 | 17.1 | 0.41 | 8.9 | 0.55 | 13.2 |
| Bunir | 0.00 | 0.0 | 0.00 | 0.0 | 0.00 | 0.0 | 0.00 | 0.0 |
| Chitral | 0.00 | 0.0 | 0.00 | 0.0 | 0.00 | 0.0 | 0.00 | 0.0 |
| Malakand | 0.00 | 0.0 | 0.00 | 0.0 | 0.00 | 0.0 | 0.00 | 0.0 |
| Dir Lower | 0.00 | 0.0 | 0.00 | 0.0 | 0.00 | 0.0 | 0.00 | 0.0 |
| Dir Upper | 0.00 | 0.0 | 0.00 | 0.0 | 0.00 | 0.0 | 0.00 | 0.0 |

| | | | | | | | | |
|--------------------|--------------|------|--------------|------|--------------|------|--------------|------|
| Shangla | 0.00 | 0.0 | 0.00 | 0.0 | 0.00 | 0.0 | 0.00 | 0.0 |
| Swat | 0.00 | 0.0 | 0.00 | 0.0 | 0.00 | 0.0 | 0.00 | 0.0 |
| Peshawar | 0.00 | 0.0 | 0.00 | 0.0 | 0.00 | 0.0 | 0.00 | 0.0 |
| Charsada | 0.00 | 0.0 | 0.00 | 0.0 | 0.00 | 0.0 | 0.00 | 0.0 |
| Nowshera | 0.00 | 0.0 | 0.00 | 0.0 | 0.00 | 0.0 | 0.00 | 0.0 |
| Bajour | 0.00 | 0.0 | 0.00 | 0.0 | 0.00 | 0.0 | 0.00 | 0.0 |
| Khyber | 0.33 | 4.7 | 0.33 | 5.1 | 0.21 | 4.6 | 0.21 | 5.1 |
| Kurram | 0.00 | 0.0 | 0.00 | 0.0 | 0.00 | 0.0 | 0.00 | 0.0 |
| Muhmand | 0.11 | 1.6 | 0.10 | 1.6 | 0.07 | 1.5 | 0.06 | 1.5 |
| N. Waziristan | 0.00 | 0.0 | 0.00 | 0.0 | 0.00 | 0.0 | 0.00 | 0.0 |
| S. Waziristan | 0.00 | 0.0 | 0.00 | 0.0 | 0.00 | 0.0 | 0.00 | 0.0 |
| Oriakzai | 0.12 | 1.7 | 0.13 | 1.9 | 0.07 | 1.5 | 0.07 | 1.7 |
| SD Bannu | 0.00 | 0.0 | 0.00 | 0.0 | 0.00 | 0.0 | 0.00 | 0.0 |
| SD D.I. Khan | 0.00 | 0.0 | 0.00 | 0.0 | 0.00 | 0.0 | 0.00 | 0.0 |
| SD Hassan Khel | 0.09 | 1.3 | 0.09 | 1.3 | 0.07 | 1.5 | 0.06 | 1.5 |
| SD Kohat | 0.36 | 5.2 | 0.36 | 5.5 | 0.22 | 4.7 | 0.21 | 5.0 |
| Total | 6.98 | | 6.44 | | 4.59 | | 4.18 | |
| BALUCHISTAN | | | | | | | | |
| Quetta | 0.00 | 0.0 | 0.00 | 0.0 | 0.00 | 0.0 | 0.00 | 0.0 |
| Pishin | 0.00 | 0.0 | 0.00 | 0.0 | 0.00 | 0.0 | 0.00 | 0.0 |
| K. Abdullah | 0.00 | 0.0 | 0.00 | 0.0 | 0.00 | 0.0 | 0.00 | 0.0 |
| Chagai | 1.10 | 5.1 | 0.73 | 2.8 | 1.37 | 7.0 | 0.03 | 0.3 |
| Loralai | 0.06 | 0.3 | 0.11 | 0.4 | 0.07 | 0.4 | 0.10 | 0.8 |
| Musa Khail | 0.69 | 3.2 | 0.79 | 3.1 | 0.83 | 4.2 | 0.37 | 2.9 |
| Barkhan | 0.39 | 1.8 | 0.43 | 1.7 | 0.39 | 2.0 | 0.40 | 3.1 |
| Zhob | 0.47 | 2.1 | 0.49 | 1.9 | 0.33 | 1.7 | 0.33 | 2.5 |
| Sherani | 0.07 | 0.3 | 0.07 | 0.3 | 0.07 | 0.3 | 0.04 | 0.3 |
| Killa Saifullah | 0.54 | 2.5 | 0.54 | 2.1 | 0.56 | 2.9 | 0.51 | 3.9 |
| Sibi | 0.00 | 0.0 | 0.00 | 0.0 | 0.00 | 0.0 | 0.00 | 0.0 |
| Harnai | 1.30 | 6.0 | 0.14 | 0.5 | 1.01 | 5.2 | 0.15 | 1.1 |
| Ziarat | 0.03 | 0.1 | 0.02 | 0.1 | 0.03 | 0.1 | 0.02 | 0.2 |
| Kohlu | 0.00 | 0.0 | 0.00 | 0.0 | 0.00 | 0.0 | 0.00 | 0.0 |
| Dera Bughti | 0.30 | 1.4 | 0.60 | 2.3 | 0.24 | 1.2 | 0.47 | 3.6 |
| Nasirabad | 1.34 | 6.2 | 1.87 | 7.3 | 1.50 | 7.7 | 1.40 | 10.8 |
| Jaffarabad | 1.97 | 9.1 | 0.00 | 0.0 | 1.65 | 8.5 | 0.00 | 0.0 |
| Kachhi | 0.03 | 0.1 | 0.00 | 0.0 | 0.03 | 0.1 | 0.00 | 0.0 |
| Bolan | 1.43 | 6.6 | 0.60 | 2.3 | 1.16 | 5.9 | 0.00 | 0.0 |
| Jhal Magsi | 8.91 | 41.2 | 9.90 | 38.7 | 7.56 | 38.8 | 2.05 | 15.8 |
| Kalat | 0.00 | 0.0 | 0.00 | 0.0 | 0.00 | 0.0 | 0.00 | 0.0 |
| Mastung | 0.00 | 0.0 | 0.00 | 0.0 | 0.00 | 0.0 | 0.00 | 0.0 |
| Khuzdar | 0.37 | 1.7 | 0.38 | 1.5 | 0.37 | 1.9 | 0.38 | 3.0 |
| Awaran | 0.18 | 0.8 | 0.19 | 0.7 | 0.16 | 0.8 | 0.17 | 1.3 |
| Kharan | 0.06 | 0.3 | 0.06 | 0.3 | 0.05 | 0.3 | 0.03 | 0.2 |
| Washuk | 0.04 | 0.2 | 0.04 | 0.1 | 0.03 | 0.1 | 0.03 | 0.2 |
| Lasbela | 1.60 | 7.4 | 7.84 | 30.7 | 1.29 | 6.6 | 5.84 | 45.0 |
| Turbat | 0.61 | 2.8 | 0.72 | 2.8 | 0.66 | 3.4 | 0.66 | 5.1 |
| Panjgoor | 0.14 | 0.6 | 0.00 | 0.0 | 0.13 | 0.7 | 0.00 | 0.0 |
| Gwadar | 0.03 | 0.2 | 0.04 | 0.2 | 0.01 | 0.0 | 0.00 | 0.0 |
| Total | 21.63 | | 25.55 | | 19.48 | | 12.98 | |
| PAKISTAN | 76.53 | | 59.42 | | 64.13 | | 48.67 | |

Table No. 6
DISTRICT-WISE AREA, PRODUCTION & PERCENTAGE OF BARLEY CROP

| Province/ PUNJAB | Area | | | | Production | | | |
|----------------------------|-------------------|------------|-------------------|------------|---------------|------------|---------------|------------|
| | 2021-22 | | 2022-23 | | 2021-22 | | 2022-23 | |
| | '000' hectares | % Share | '000' hectares | % Share | '000' Tons | % Share | '000' Tons | % Share |
| Attock | 0.52 | 40.6 | 0.14 | 10.7 | 0.22 | 12.5 | 0.04 | 1.7 |
| Rawalpindi | 0.00 | 0.0 | 0.00 | 0.0 | 0.00 | 0.0 | 0.00 | 0.0 |
| Muree | 0.00 | 0.0 | 0.00 | 0.0 | 0.00 | 0.0 | 0.00 | 0.0 |
| Islamabad | 0.00 | 0.0 | 0.00 | 0.0 | 0.00 | 0.0 | 0.00 | 0.0 |
| Jhelum | 0.01 | 0.8 | 0.00 | 0.0 | 0.01 | 0.7 | 0.00 | 0.0 |
| Chakwal | 0.12 | 9.5 | 0.41 | 31.5 | 0.18 | 10.1 | 0.88 | 33.5 |
| Talagang | 0.00 | 0.0 | 0.00 | 0.0 | 0.00 | 0.0 | 0.00 | 0.0 |
| Sargodha | 0.07 | 5.3 | 0.08 | 6.4 | 0.14 | 7.8 | 0.15 | 5.5 |
| Khushab | 0.04 | 3.0 | 0.12 | 9.1 | 0.02 | 1.0 | 0.10 | 3.6 |
| Mianwali | 0.00 | 0.2 | 0.03 | 2.3 | 0.00 | 0.2 | 0.03 | 1.1 |
| Bhakkar | 0.10 | 7.7 | 0.09 | 6.6 | 0.14 | 8.0 | 0.13 | 5.1 |
| Faisalabad | 0.00 | 0.0 | 0.00 | 0.0 | 0.00 | 0.0 | 0.00 | 0.0 |
| Toba Tek Singh | 0.00 | 0.0 | 0.00 | 0.0 | 0.00 | 0.0 | 0.00 | 0.0 |
| Jhang | 0.00 | 0.0 | 0.02 | 1.4 | 0.00 | 0.0 | 0.04 | 1.3 |
| Chiniot | 0.00 | 0.0 | 0.00 | 0.0 | 0.00 | 0.0 | 0.00 | 0.0 |
| Gujrat | 0.00 | 0.0 | 0.00 | 0.0 | 0.00 | 0.0 | 0.00 | 0.0 |
| M.B. Din | 0.39 | 30.8 | 0.38 | 28.6 | 1.01 | 57.6 | 1.19 | 45.2 |
| Sialkot | 0.00 | 0.0 | 0.00 | 0.0 | 0.00 | 0.0 | 0.00 | 0.0 |
| Narowal | 0.00 | 0.0 | 0.04 | 2.9 | 0.00 | 0.0 | 0.07 | 2.8 |
| Gujranwala | 0.00 | 0.0 | 0.00 | 0.0 | 0.00 | 0.0 | 0.00 | 0.0 |
| Hafizabad | 0.00 | 0.0 | 0.00 | 0.0 | 0.00 | 0.0 | 0.00 | 0.0 |
| Wazirabad | 0.00 | 0.0 | 0.00 | 0.0 | 0.00 | 0.0 | 0.00 | 0.0 |
| Sheikhupura | 0.00 | 0.0 | 0.00 | 0.0 | 0.00 | 0.0 | 0.00 | 0.0 |
| Nankana Sahib | 0.00 | 0.0 | 0.00 | 0.0 | 0.00 | 0.0 | 0.00 | 0.0 |
| Lahore | 0.00 | 0.0 | 0.00 | 0.0 | 0.00 | 0.0 | 0.00 | 0.0 |
| Kasur | 0.00 | 0.0 | 0.00 | 0.0 | 0.00 | 0.0 | 0.00 | 0.0 |
| Okara | 0.00 | 0.0 | 0.00 | 0.0 | 0.00 | 0.0 | 0.00 | 0.0 |
| Sahiwal | 0.00 | 0.0 | 0.00 | 0.0 | 0.00 | 0.0 | 0.00 | 0.0 |
| Pakpattan | 0.00 | 0.0 | 0.00 | 0.0 | 0.00 | 0.0 | 0.00 | 0.0 |
| Multan | 0.00 | 0.0 | 0.00 | 0.0 | 0.00 | 0.0 | 0.00 | 0.0 |
| Lodhran | 0.00 | 0.0 | 0.00 | 0.0 | 0.00 | 0.0 | 0.00 | 0.0 |
| Khanewal | 0.03 | 2.2 | 0.00 | 0.0 | 0.04 | 2.0 | 0.00 | 0.0 |
| Vehari | 0.00 | 0.0 | 0.00 | 0.0 | 0.00 | 0.0 | 0.00 | 0.0 |
| M. Garh | 0.00 | 0.0 | 0.00 | 0.0 | 0.00 | 0.0 | 0.00 | 0.0 |
| Kot Addu | 0.00 | 0.0 | 0.00 | 0.0 | 0.00 | 0.0 | 0.00 | 0.0 |
| Layyah | 0.00 | 0.0 | 0.00 | 0.0 | 0.00 | 0.0 | 0.00 | 0.0 |
| D.G. Khan | 0.00 | 0.0 | 0.00 | 0.0 | 0.00 | 0.0 | 0.00 | 0.0 |
| Rajanpur | 0.00 | 0.0 | 0.00 | 0.0 | 0.00 | 0.0 | 0.00 | 0.0 |
| Bahawalpur | 0.00 | 0.0 | 0.00 | 0.0 | 0.00 | 0.0 | 0.00 | 0.0 |
| Rahimyar Khan | 0.00 | 0.0 | 0.00 | 0.0 | 0.00 | 0.0 | 0.00 | 0.0 |
| Bahawalnagar | 0.00 | 0.0 | 0.01 | 0.4 | 0.00 | 0.0 | 0.01 | 0.2 |
| Total | 1.28 | | 1.31 | | 1.74 | | 2.62 | |

| Province/ | Area | | | | Production | | | |
|-------------------------|------------------|------------|------------------|------------|--------------|------------|--------------|------------|
| | 2021-22 | | 2022-23 | | 2021-22 | | 2022-23 | |
| | 000' hectares | % Share | 000' hectares | % Share | 000' Tons | % Share | 000' Tons | % Share |
| SINDH | | | | | | | | |
| Khairpur | 0.51 | 8.9 | 0.47 | 9.1 | 0.32 | 8.9 | 0.29 | 9.1 |
| Ghotki | 0.04 | 0.7 | 0.04 | 0.8 | 0.02 | 0.7 | 0.03 | 0.8 |
| Sukkur | 0.03 | 0.5 | 0.03 | 0.7 | 0.02 | 0.5 | 0.02 | 0.7 |
| N. Feroze | 0.02 | 0.3 | 0.01 | 0.2 | 0.01 | 0.3 | 0.01 | 0.2 |
| Shaheed Benazir Abad | 0.03 | 0.5 | 0.02 | 0.4 | 0.02 | 0.4 | 0.01 | 0.3 |
| Jacobabad | 0.38 | 6.7 | 0.10 | 2.0 | 0.23 | 6.6 | 0.06 | 1.9 |
| Kashmore | 0.52 | 9.1 | 0.60 | 11.7 | 0.33 | 9.3 | 0.39 | 12.0 |
| Shikarpur | 0.02 | 0.3 | 0.04 | 0.8 | 0.01 | 0.3 | 0.03 | 0.8 |
| Larkana | 1.75 | 30.9 | 1.64 | 32.0 | 1.13 | 31.9 | 1.07 | 33.0 |
| Kambar Shahdat Kot | 0.25 | 4.4 | 0.14 | 2.7 | 0.17 | 4.7 | 0.10 | 2.9 |
| Sanghar | 0.00 | 0.0 | 0.00 | 0.0 | 0.00 | 0.0 | 0.00 | 0.0 |
| Tharparkar | 0.00 | 0.0 | 0.00 | 0.0 | 0.00 | 0.0 | 0.00 | 0.0 |
| Mirpurkhas | 0.00 | 0.0 | 0.00 | 0.0 | 0.00 | 0.0 | 0.00 | 0.0 |
| Umarkot | 0.00 | 0.0 | 0.00 | 0.0 | 0.00 | 0.0 | 0.00 | 0.0 |
| Dadu | 0.16 | 2.7 | 0.08 | 1.6 | 0.10 | 2.9 | 0.06 | 1.7 |
| Jamshoro | 0.20 | 3.5 | 0.17 | 3.4 | 0.14 | 3.8 | 0.12 | 3.7 |
| Hyderabad | 0.00 | 0.0 | 0.00 | 0.0 | 0.00 | 0.0 | 0.00 | 0.0 |
| Matiari | 0.00 | 0.0 | 0.00 | 0.0 | 0.00 | 0.0 | 0.00 | 0.0 |
| Tando Allahyar | 0.00 | 0.0 | 0.00 | 0.0 | 0.00 | 0.0 | 0.00 | 0.0 |
| T.M.Khan | 0.05 | 0.9 | 0.06 | 1.1 | 0.03 | 0.8 | 0.03 | 1.0 |
| Badin | 0.24 | 4.3 | 0.24 | 4.7 | 0.14 | 4.0 | 0.14 | 4.5 |
| Thatta | 1.49 | 26.2 | 1.49 | 29.0 | 0.88 | 24.8 | 0.89 | 27.5 |
| Karachi | 0.00 | 0.0 | 0.00 | 0.0 | 0.00 | 0.0 | 0.00 | 0.0 |
| Total | 5.67 | | 5.14 | | 3.56 | | 3.23 | |
| KPK | | | | | | | | |
| Bannu | 0.04 | 0.2 | 0.04 | 0.2 | 0.04 | 0.2 | 0.04 | 0.3 |
| Lakki Marwat | 0.73 | 3.8 | 0.75 | 4.6 | 0.63 | 3.8 | 0.65 | 4.4 |
| D.Ikhan | 0.75 | 3.9 | 0.52 | 3.2 | 0.57 | 3.5 | 0.39 | 2.6 |
| Tank | 0.30 | 1.5 | 0.10 | 0.6 | 0.29 | 1.7 | 0.10 | 0.7 |
| Abbottabad | 0.12 | 0.6 | 0.00 | 0.0 | 0.15 | 0.9 | 0.00 | 0.0 |
| Battagram | 0.11 | 0.6 | 0.05 | 0.3 | 0.15 | 0.9 | 0.07 | 0.5 |
| Haripur | 0.32 | 1.7 | 0.31 | 1.9 | 0.24 | 1.5 | 0.23 | 1.6 |
| Kohistan | 0.00 | 0.0 | 0.00 | 0.0 | 0.00 | 0.0 | 0.00 | 0.0 |
| Mansehra | 0.20 | 1.0 | 0.20 | 1.2 | 0.22 | 1.3 | 0.22 | 1.5 |
| Kohat | 0.08 | 0.4 | 0.23 | 1.4 | 0.06 | 0.4 | 0.18 | 1.2 |
| Karak | 0.08 | 0.4 | 0.04 | 0.2 | 0.03 | 0.2 | 0.02 | 0.1 |
| Hangu | 0.00 | 0.0 | 0.00 | 0.0 | 0.00 | 0.0 | 0.00 | 0.0 |
| Mardan | 1.02 | 5.3 | 0.65 | 3.9 | 0.87 | 5.3 | 0.57 | 3.8 |
| Sawabi | 1.10 | 5.7 | 0.76 | 4.6 | 1.48 | 9.0 | 1.01 | 6.8 |
| Bunir | 0.41 | 2.1 | 0.18 | 1.1 | 0.38 | 2.3 | 0.18 | 1.2 |
| Chitral | 1.72 | 8.9 | 1.72 | 10.4 | 2.39 | 14.5 | 2.58 | 17.4 |
| Malakand | 0.35 | 1.8 | 0.27 | 1.6 | 0.17 | 1.0 | 0.18 | 1.2 |
| Dir Lower | 0.61 | 3.2 | 0.56 | 3.4 | 0.86 | 5.2 | 0.79 | 5.3 |
| Dir Upper | 0.52 | 2.7 | 0.46 | 2.8 | 0.41 | 2.5 | 0.37 | 2.5 |

| | | | | | | | | |
|--------------------|--------------|------|--------------|------|--------------|------|--------------|------|
| Shangla | 0.10 | 0.5 | 0.11 | 0.7 | 0.12 | 0.7 | 0.14 | 1.0 |
| Swat | 0.06 | 0.3 | 0.06 | 0.4 | 0.05 | 0.3 | 0.05 | 0.4 |
| Peshawar | 0.02 | 0.1 | 0.02 | 0.1 | 0.03 | 0.2 | 0.03 | 0.2 |
| Charsada | 0.03 | 0.1 | 0.03 | 0.2 | 0.04 | 0.2 | 0.04 | 0.3 |
| Nowshera | 0.39 | 2.0 | 0.27 | 1.6 | 0.60 | 3.6 | 0.43 | 2.6 |
| Bajour | 8.62 | 44.8 | 7.61 | 46.1 | 5.51 | 33.4 | 5.34 | 32.4 |
| Khyber | 0.19 | 1.0 | 0.19 | 1.1 | 0.17 | 1.0 | 0.17 | 1.0 |
| Kurram | 0.49 | 2.6 | 0.49 | 2.9 | 0.35 | 2.1 | 0.36 | 2.2 |
| Muhmand | 0.57 | 3.0 | 0.56 | 3.4 | 0.38 | 2.3 | 0.37 | 2.3 |
| N. Waziristan | 0.14 | 0.7 | 0.14 | 0.8 | 0.12 | 0.8 | 0.12 | 0.7 |
| S. Waziristan | 0.00 | 0.0 | 0.00 | 0.0 | 0.00 | 0.0 | 0.00 | 0.0 |
| Oriakzai | 0.03 | 0.1 | 0.03 | 0.2 | 0.03 | 0.2 | 0.03 | 0.2 |
| SD Bannu | 0.05 | 0.3 | 0.05 | 0.3 | 0.05 | 0.3 | 0.04 | 0.2 |
| SD D.I. Khan | 0.00 | 0.0 | 0.00 | 0.0 | 0.00 | 0.0 | 0.00 | 0.0 |
| SD Hassan Khel | 0.03 | 0.2 | 0.03 | 0.2 | 0.03 | 0.2 | 0.03 | 0.2 |
| SD Kohat | 0.08 | 0.4 | 0.08 | 0.5 | 0.07 | 0.4 | 0.06 | 0.4 |
| Total | 19.24 | | 16.50 | | 16.49 | | 14.79 | |
| BALUCHISTAN | | | | | | | | |
| Quetta | 0.20 | 1.7 | 0.23 | 1.3 | 0.32 | 2.0 | 0.35 | 1.5 |
| Pishin | 0.21 | 1.8 | 0.21 | 1.2 | 0.42 | 2.6 | 0.42 | 1.8 |
| K. Abdullah | 0.06 | 0.5 | 0.06 | 0.3 | 0.09 | 0.6 | 0.09 | 0.4 |
| Chagai | 0.41 | 3.4 | 0.41 | 2.3 | 0.57 | 3.5 | 0.58 | 2.5 |
| Nushki | 1.09 | 9.0 | 1.08 | 6.1 | 1.53 | 9.4 | 1.51 | 6.6 |
| Loralai | 0.33 | 2.8 | 0.49 | 2.8 | 0.47 | 2.9 | 0.69 | 3.0 |
| Musa Khail | 0.04 | 0.3 | 0.05 | 0.3 | 0.06 | 0.4 | 0.07 | 0.3 |
| Barkhan | 0.07 | 0.6 | 0.07 | 0.4 | 0.10 | 0.6 | 0.10 | 0.4 |
| Zhob | 0.17 | 1.4 | 0.17 | 1.0 | 0.24 | 1.5 | 0.25 | 1.1 |
| Sherani | 0.07 | 0.6 | 0.08 | 0.4 | 0.10 | 0.6 | 0.11 | 0.5 |
| Killa Saifullah | 0.81 | 6.7 | 0.81 | 4.6 | 1.08 | 6.7 | 1.08 | 4.7 |
| Sibi | 0.44 | 3.6 | 0.43 | 2.4 | 0.87 | 5.4 | 0.76 | 3.3 |
| Harnai | 0.04 | 0.3 | 0.04 | 0.2 | 0.07 | 0.5 | 0.07 | 0.3 |
| Ziarat | 0.00 | 0.0 | 0.03 | 0.2 | 0.00 | 0.0 | 0.00 | 0.0 |
| Kohlu | 0.27 | 2.2 | 0.32 | 1.8 | 0.42 | 2.6 | 0.50 | 2.2 |
| Dera Bughti | 0.04 | 0.3 | 0.05 | 0.3 | 0.06 | 0.3 | 0.06 | 0.3 |
| Nasirabad | 0.24 | 2.0 | 0.19 | 1.1 | 0.34 | 2.1 | 0.27 | 1.2 |
| Jaffarabad | 0.00 | 0.0 | 0.00 | 0.0 | 0.00 | 0.0 | 0.00 | 0.0 |
| Kachhi | 0.39 | 3.3 | 0.40 | 2.2 | 0.52 | 3.2 | 0.53 | 2.3 |
| Bolan | 0.00 | 0.0 | 0.00 | 0.0 | 0.00 | 0.0 | 0.00 | 0.0 |
| Jhal Magsi | 0.21 | 1.8 | 0.24 | 1.3 | 0.29 | 1.8 | 0.32 | 1.4 |
| Kalat | 0.53 | 4.4 | 1.10 | 6.2 | 0.74 | 4.5 | 1.53 | 6.7 |
| Mastung | 0.00 | 0.0 | 0.01 | 0.0 | 0.00 | 0.0 | 0.00 | 0.0 |
| Khuzdar | 1.78 | 14.8 | 1.81 | 10.2 | 2.37 | 14.6 | 2.41 | 10.5 |
| Awaran | 1.53 | 12.7 | 1.55 | 8.7 | 1.69 | 10.4 | 1.72 | 7.5 |
| Kharan | 0.32 | 2.6 | 4.66 | 26.2 | 0.42 | 2.6 | 5.74 | 25.0 |
| Washuk | 1.20 | 10.0 | 1.53 | 8.6 | 1.56 | 9.6 | 1.99 | 8.6 |
| Lasbela | 0.28 | 2.3 | 0.30 | 1.7 | 0.33 | 2.0 | 0.36 | 1.6 |
| Turbat | 0.67 | 5.6 | 0.71 | 4.0 | 0.81 | 5.0 | 0.65 | 2.8 |
| Panjgoor | 0.66 | 5.5 | 0.76 | 4.3 | 0.78 | 4.8 | 0.82 | 3.6 |
| Gwadar | 0.00 | 0.0 | 0.00 | 0.0 | 0.00 | 0.0 | 0.00 | 0.0 |
| Total | 12.05 | | 17.76 | | 16.25 | | 22.96 | |
| PAKISTAN | 38.24 | | 40.71 | | 38.04 | | 43.60 | |

Table No. 7

DISTRICT-WISE AREA, PRODUCTION & PERCENTAGE OF SUGARCANE CROP

| Province/ PUNJAB | Area | | | | Production | | | |
|----------------------------|-------------------|------------|-------------------|------------|-----------------|------------|-----------------|------------|
| | 2021-22 | | 2022-23 | | 2021-22 | | 2022-23 | |
| | '000' hectares | % Share | '000' hectares | % Share | '000' Tons | % Share | '000' Tons | % Share |
| Attock | 0.00 | 0.0 | 0.00 | 0.0 | 0.00 | 0.0 | 0.00 | 0.0 |
| Rawalpindi | 0.00 | 0.0 | 0.00 | 0.0 | 0.00 | 0.0 | 0.00 | 0.0 |
| Islamabad | 0.00 | 0.0 | 0.00 | 0.0 | 0.00 | 0.0 | 0.00 | 0.0 |
| Jhelum | 0.00 | 0.0 | 0.00 | 0.0 | 0.00 | 0.0 | 0.00 | 0.0 |
| Chakwal | 0.00 | 0.0 | 0.00 | 0.0 | 0.00 | 0.0 | 0.00 | 0.0 |
| Sargodha | 64.75 | 7.4 | 68.79 | 7.3 | 4761.60 | 7.4 | 4318.00 | 6.5 |
| Khushab | 7.28 | 0.8 | 6.88 | 0.7 | 426.24 | 0.7 | 375.36 | 0.6 |
| Mianwali | 5.26 | 0.6 | 5.67 | 0.6 | 353.08 | 0.5 | 392.00 | 0.6 |
| Bhakkar | 35.21 | 4.1 | 44.11 | 4.7 | 2554.32 | 4.0 | 2860.16 | 4.3 |
| Faisalabad | 93.08 | 10.7 | 91.46 | 9.8 | 6357.20 | 9.9 | 6409.36 | 9.6 |
| Toba Tek Singh | 38.85 | 4.5 | 36.42 | 3.9 | 2630.40 | 4.1 | 2520.00 | 3.8 |
| Jhang | 70.41 | 8.1 | 95.10 | 10.1 | 5352.24 | 8.3 | 6805.60 | 10.2 |
| Chiniot | 48.56 | 5.6 | 67.99 | 7.2 | 3600.00 | 5.6 | 4952.64 | 7.4 |
| Gujrat | 3.24 | 0.4 | 2.83 | 0.3 | 135.68 | 0.2 | 120.12 | 0.2 |
| M.B. Din | 26.30 | 3.0 | 25.09 | 2.7 | 1435.20 | 2.2 | 1321.84 | 2.0 |
| Sialkot | 2.43 | 0.3 | 4.86 | 0.5 | 129.36 | 0.2 | 395.52 | 0.6 |
| Narowal | 1.62 | 0.2 | 0.81 | 0.1 | 58.88 | 0.1 | 44.80 | 0.1 |
| Gujranwala | 1.21 | 0.1 | 3.24 | 0.3 | 70.32 | 0.1 | 188.16 | 0.3 |
| Hafizabad | 6.47 | 0.7 | 2.02 | 0.2 | 388.48 | 0.6 | 86.40 | 0.1 |
| Sheikhupura | 2.83 | 0.3 | 2.43 | 0.3 | 171.36 | 0.3 | 139.20 | 0.2 |
| Nankana Sahib | 10.53 | 1.2 | 12.95 | 1.4 | 660.40 | 1.0 | 829.44 | 1.2 |
| Lahore | 0.81 | 0.1 | 0.40 | 0.0 | 49.36 | 0.1 | 24.24 | 0.0 |
| Kasur | 24.28 | 2.8 | 23.47 | 2.5 | 1363.20 | 2.1 | 1329.36 | 2.0 |
| Okara | 12.95 | 1.5 | 11.33 | 1.2 | 998.40 | 1.6 | 1150.24 | 1.7 |
| Sahiwal | 4.05 | 0.5 | 3.64 | 0.4 | 238.00 | 0.4 | 231.48 | 0.3 |
| Pakpattan | 2.02 | 0.2 | 2.02 | 0.2 | 111.60 | 0.2 | 122.20 | 0.2 |
| Multan | 4.05 | 0.5 | 4.05 | 0.4 | 270.00 | 0.4 | 260.00 | 0.4 |
| Lodhran | 4.86 | 0.6 | 3.64 | 0.4 | 364.80 | 0.6 | 327.24 | 0.5 |
| Khanewal | 7.28 | 0.8 | 6.47 | 0.7 | 504.00 | 0.8 | 472.96 | 0.7 |
| Vehari | 18.21 | 2.1 | 17.00 | 1.8 | 1258.20 | 2.0 | 1206.24 | 1.8 |
| M. Garh | 52.61 | 6.1 | 58.68 | 6.3 | 3811.60 | 5.9 | 4158.60 | 6.2 |
| Layyah | 17.81 | 2.0 | 18.21 | 1.9 | 1135.20 | 1.8 | 1146.60 | 1.7 |
| D.G. Khan | 10.12 | 1.2 | 9.71 | 1.0 | 770.00 | 1.2 | 712.32 | 1.1 |
| Rajanpur | 54.63 | 6.3 | 53.42 | 5.7 | 4357.80 | 6.8 | 3944.16 | 5.9 |
| Bahawalpur | 24.28 | 2.8 | 23.47 | 2.5 | 1557.60 | 2.4 | 1482.48 | 2.2 |
| Rahimyar Khan | 198.69 | 22.9 | 216.50 | 23.1 | 17401.04 | 27.1 | 17505.20 | 26.2 |
| Bahawalnagar | 14.57 | 1.7 | 15.38 | 1.6 | 969.12 | 1.5 | 1100.48 | 1.6 |
| Total | 869.25 | | 938.04 | | 64244.68 | | 66932.40 | |

| Province/ SINDH | Area | | | | Production | | | |
|---------------------------|-------------------|------------|-------------------|------------|-----------------|------------|-----------------|------------|
| | 2021-22 | | 2022-23 | | 2021-22 | | 2022-23 | |
| | '000' hectares | % Share | '000' hectares | % Share | '000' Tons | % Share | '000' Tons | % Share |
| Khairpur | 22.48 | 7.6 | 18.77 | 6.5 | 1733.48 | 8.9 | 1096.48 | 6.8 |
| Ghotki | 63.11 | 21.4 | 63.85 | 22.1 | 4272.72 | 22.0 | 3761.35 | 23.3 |
| Sukkur | 6.23 | 2.1 | 7.24 | 2.5 | 381.61 | 2.0 | 427.95 | 2.6 |
| N. Feroze | 22.28 | 7.5 | 21.67 | 7.5 | 1343.37 | 6.9 | 1212.46 | 7.5 |
| Shaheed Benazir Abad | 34.27 | 11.6 | 35.02 | 12.1 | 2726.45 | 14.0 | 2021.24 | 12.5 |
| Jacobabad | 0.10 | 0.0 | 0.11 | 0.0 | 2.47 | 0.0 | 2.70 | 0.0 |
| Kashmore | 0.17 | 0.1 | 0.16 | 0.1 | 9.35 | 0.0 | 8.86 | 0.1 |
| Shikarpur | 0.18 | 0.1 | 0.16 | 0.1 | 9.92 | 0.1 | 9.35 | 0.1 |
| Larkana | 0.66 | 0.2 | 0.65 | 0.2 | 51.63 | 0.3 | 44.62 | 0.3 |
| Kambar Shahdat Kot | 0.04 | 0.0 | 0.04 | 0.0 | 1.87 | 0.0 | 2.02 | 0.0 |
| Sanghar | 13.60 | 4.6 | 12.73 | 4.4 | 826.43 | 4.2 | 730.89 | 4.5 |
| Tharparkar | 0.32 | 0.1 | 0.38 | 0.1 | 15.72 | 0.1 | 20.77 | 0.1 |
| Mirpurkhas | 18.68 | 6.3 | 19.82 | 6.8 | 1070.63 | 5.5 | 981.50 | 6.1 |
| Umarkot | 2.97 | 1.0 | 1.48 | 0.5 | 164.45 | 0.8 | 74.26 | 0.5 |
| Dadu | 6.70 | 2.3 | 6.47 | 2.2 | 344.58 | 1.8 | 318.48 | 2.0 |
| Jamshoro | 0.39 | 0.1 | 0.39 | 0.1 | 16.83 | 0.1 | 15.58 | 0.1 |
| Hyderabad | 3.98 | 1.3 | 4.01 | 1.4 | 255.39 | 1.3 | 192.79 | 1.2 |
| Matiari | 13.11 | 4.4 | 12.39 | 4.3 | 984.84 | 5.1 | 699.23 | 4.3 |
| Tando Allahyar | 20.98 | 7.1 | 19.96 | 6.9 | 1462.27 | 7.5 | 1132.18 | 7.0 |
| T.M.Khan | 13.87 | 4.7 | 14.54 | 5.0 | 863.90 | 4.4 | 789.07 | 4.9 |
| Badin | 16.64 | 5.6 | 15.17 | 5.2 | 756.59 | 3.9 | 668.76 | 4.1 |
| Thatta | 34.51 | 11.7 | 34.39 | 11.9 | 2166.24 | 11.1 | 1961.19 | 12.1 |
| Karachi | 0.00 | 0.0 | 0.00 | 0.0 | 0.00 | 0.0 | 0.00 | 0.0 |
| Total | 295.25 | | 289.36 | | 19460.72 | | 16171.73 | |
| KPK | | | | | | | | |
| Bannu | 0.31 | 0.3 | 0.29 | 0.3 | 14.19 | 0.3 | 13.16 | 0.3 |
| Lakki Marwat | 0.01 | 0.0 | 0.01 | 0.0 | 0.24 | 0.0 | 0.24 | 0.0 |
| D.Ikhan | 21.42 | 22.5 | 20.43 | 22.5 | 1381.66 | 28.1 | 1317.54 | 27.2 |
| Tank | 0.53 | 0.6 | 0.71 | 0.8 | 10.84 | 0.2 | 14.44 | 0.3 |
| Abbottabad | 0.00 | 0.0 | 0.00 | 0.0 | 0.00 | 0.0 | 0.00 | 0.0 |
| Battagram | 0.00 | 0.0 | 0.00 | 0.0 | 0.00 | 0.0 | 0.00 | 0.0 |
| Haripur | 0.04 | 0.0 | 0.04 | 0.0 | 1.35 | 0.0 | 1.26 | 0.0 |
| Kohistan | 0.00 | 0.0 | 0.00 | 0.0 | 0.00 | 0.0 | 0.00 | 0.0 |
| Mansehra | 0.00 | 0.0 | 0.00 | 0.0 | 0.00 | 0.0 | 0.00 | 0.0 |
| Kohat | 0.07 | 0.1 | 0.06 | 0.1 | 2.30 | 0.0 | 1.99 | 0.0 |
| Karak | 0.00 | 0.0 | 0.00 | 0.0 | 0.00 | 0.0 | 0.00 | 0.0 |
| Hangu | 0.02 | 0.0 | 0.02 | 0.0 | 0.75 | 0.0 | 0.71 | 0.0 |
| Mardan | 28.94 | 30.4 | 27.03 | 29.8 | 1216.54 | 24.8 | 1123.67 | 23.2 |
| Sawabi | 1.72 | 1.8 | 2.38 | 2.6 | 68.40 | 1.4 | 95.05 | 2.0 |
| Bunir | 0.07 | 0.1 | 0.07 | 0.1 | 2.40 | 0.0 | 2.23 | 0.0 |
| Chitral | 0.00 | 0.0 | 0.00 | 0.0 | 0.00 | 0.0 | 0.00 | 0.0 |
| Malakand | 4.89 | 5.1 | 4.38 | 4.8 | 196.80 | 4.0 | 189.90 | 3.9 |
| Dir Lower | 0.00 | 0.0 | 0.00 | 0.0 | 0.00 | 0.0 | 0.00 | 0.0 |
| Dir Upper | 0.00 | 0.0 | 0.00 | 0.0 | 0.00 | 0.0 | 0.00 | 0.0 |

| | | | | | | | | |
|--------------------|----------------|------|----------------|------|-----------------|------|-----------------|------|
| Shangla | 0.00 | 0.0 | 0.00 | 0.0 | 0.00 | 0.0 | 0.00 | 0.0 |
| Swat | 0.00 | 0.0 | 0.00 | 0.0 | 0.00 | 0.0 | 0.00 | 0.0 |
| Peshawar | 4.75 | 5.0 | 5.38 | 5.9 | 202.26 | 4.1 | 287.08 | 5.9 |
| Charsada | 28.46 | 29.9 | 26.92 | 29.7 | 1640.63 | 33.4 | 1647.86 | 34.0 |
| Nowshera | 2.92 | 3.1 | 2.81 | 3.1 | 149.63 | 3.0 | 143.64 | 3.0 |
| Bajour | 0.00 | 0.0 | 0.00 | 0.0 | 0.00 | 0.0 | 0.00 | 0.0 |
| Khyber | 0.62 | 0.7 | 0.23 | 0.3 | 14.87 | 0.3 | 5.49 | 0.1 |
| Kurram | 0.00 | 0.0 | 0.00 | 0.0 | 0.00 | 0.0 | 0.00 | 0.0 |
| Muhmand | 0.15 | 0.2 | 0.00 | 0.0 | 4.54 | 0.1 | 0.00 | 0.0 |
| N. Waziristan | 0.00 | 0.0 | 0.00 | 0.0 | 0.00 | 0.0 | 0.00 | 0.0 |
| S. Waziristan | 0.00 | 0.0 | 0.00 | 0.0 | 0.00 | 0.0 | 0.00 | 0.0 |
| Oriakzai | 0.00 | 0.0 | 0.00 | 0.0 | 0.00 | 0.0 | 0.00 | 0.0 |
| SD Bannu | 0.05 | 0.1 | 0.00 | 0.0 | 0.65 | 0.0 | 0.00 | 0.0 |
| SD D.I. Khan | 0.13 | 0.1 | 0.00 | 0.0 | 1.52 | 0.0 | 0.00 | 0.0 |
| SD Hassan Khel | 0.02 | 0.0 | 0.00 | 0.0 | 0.39 | 0.0 | 0.00 | 0.0 |
| SD Kohat | 0.00 | 0.0 | 0.00 | 0.0 | 0.00 | 0.0 | 0.00 | 0.0 |
| Total | 95.10 | | 90.74 | | 4909.95 | | 4844.24 | |
| BALUCHISTAN | | | | | | | | |
| Quetta | 0.00 | 0.0 | 0.00 | 0.0 | 0.00 | 0.0 | 0.00 | 0.0 |
| Pishin | 0.00 | 0.0 | 0.00 | 0.0 | 0.00 | 0.0 | 0.00 | 0.0 |
| K. Abdullah | 0.00 | 0.0 | 0.00 | 0.0 | 0.00 | 0.0 | 0.00 | 0.0 |
| Chagai | 0.00 | 0.0 | 0.00 | 0.0 | 0.00 | 0.0 | 0.00 | 0.0 |
| Loralai | 0.00 | 0.0 | 0.00 | 0.0 | 0.00 | 0.0 | 0.00 | 0.0 |
| Musa Khail | 0.00 | 0.0 | 0.00 | 0.0 | 0.00 | 0.0 | 0.00 | 0.0 |
| Barkhan | 0.00 | 0.0 | 0.00 | 0.0 | 0.00 | 0.0 | 0.00 | 0.0 |
| Zhob | 0.00 | 0.0 | 0.00 | 0.0 | 0.00 | 0.0 | 0.00 | 0.0 |
| Sherani | 0.00 | 0.0 | 0.00 | 0.0 | 0.00 | 0.0 | 0.00 | 0.0 |
| Killa Saifullah | 0.00 | 0.0 | 0.00 | 0.0 | 0.00 | 0.0 | 0.00 | 0.0 |
| Sibi | 0.00 | 0.0 | 0.00 | 0.0 | 0.00 | 0.0 | 0.00 | 0.0 |
| Harnai | 0.67 | 96.1 | 0.68 | 97.3 | 33.50 | 95.9 | 32.27 | 97.3 |
| Ziarat | 0.00 | 0.0 | 0.00 | 0.0 | 0.00 | 0.0 | 0.00 | 0.0 |
| Kohlu | 0.00 | 0.0 | 0.00 | 0.0 | 0.00 | 0.0 | 0.00 | 0.0 |
| Dera Bughti | 0.00 | 0.0 | 0.00 | 0.0 | 0.00 | 0.0 | 0.00 | 0.0 |
| Nasirabad | 0.00 | 0.0 | 0.00 | 0.0 | 0.00 | 0.0 | 0.00 | 0.0 |
| Jaffarabad | 0.02 | 2.2 | 0.01 | 1.4 | 0.80 | 2.3 | 0.53 | 1.6 |
| Kachhi | 0.00 | 0.0 | 0.00 | 0.0 | 0.00 | 0.0 | 0.00 | 0.0 |
| Jhal Magsi | 0.00 | 0.0 | 0.00 | 0.0 | 0.00 | 0.0 | 0.00 | 0.0 |
| Kalat | 0.00 | 0.0 | 0.00 | 0.0 | 0.00 | 0.0 | 0.00 | 0.0 |
| Mastung | 0.00 | 0.0 | 0.00 | 0.0 | 0.00 | 0.0 | 0.00 | 0.0 |
| Khuzdar | 0.00 | 0.0 | 0.00 | 0.0 | 0.00 | 0.0 | 0.00 | 0.0 |
| Awaran | 0.00 | 0.0 | 0.00 | 0.0 | 0.00 | 0.0 | 0.00 | 0.0 |
| Kharan | 0.00 | 0.0 | 0.00 | 0.0 | 0.00 | 0.0 | 0.00 | 0.0 |
| Washuk | 0.00 | 0.0 | 0.00 | 0.0 | 0.00 | 0.0 | 0.00 | 0.0 |
| Lasbela | 0.01 | 1.7 | 0.01 | 1.3 | 0.62 | 1.8 | 0.36 | 1.1 |
| Turbat | 0.00 | 0.0 | 0.00 | 0.0 | 0.00 | 0.0 | 0.00 | 0.0 |
| Panjgoor | 0.00 | 0.0 | 0.00 | 0.0 | 0.00 | 0.0 | 0.00 | 0.0 |
| Gwadar | 0.00 | 0.0 | 0.00 | 0.0 | 0.00 | 0.0 | 0.00 | 0.0 |
| Total | 0.70 | | 0.69 | | 34.92 | | 33.17 | |
| Pakistan | 1260.29 | | 1318.84 | | 88650.27 | | 87981.54 | |

Table No. 8
DISTRICT-WISE AREA, PRODUCTION & PERCENTAGE OF COTTON CROP

| Province/ PUNJAB | Area | | | | Production | | | |
|-------------------------|-------------------|------------|-------------------|------------|----------------|------------|----------------|------------|
| | 2021-22 | | 2022-23 | | 2021-22 | | 2022-23 | |
| | '000' hectares | % Share | '000' hectares | % Share | '000' Tons | % Share | '000' Tons | % Share |
| Attock | 0.00 | 0.0 | 0.00 | 0.0 | 0.00 | 0.0 | 0.00 | 0.0 |
| Rawalpindi | 0.00 | 0.0 | 0.00 | 0.0 | 0.00 | 0.0 | 0.00 | 0.0 |
| Islamabad | 0.00 | 0.0 | 0.00 | 0.0 | 0.00 | 0.0 | 0.00 | 0.0 |
| Jhelum | 0.00 | 0.0 | 0.00 | 0.0 | 0.00 | 0.0 | 0.00 | 0.0 |
| Chakwal | 0.00 | 0.0 | 0.00 | 0.0 | 0.00 | 0.0 | 0.00 | 0.0 |
| Sargodha | 1.62 | 0.1 | 1.62 | 0.1 | 2.67 | 0.1 | 2.70 | 0.1 |
| Khushab | 0.40 | 0.0 | 0.81 | 0.1 | 0.64 | 0.0 | 1.80 | 0.1 |
| Mianwali | 30.35 | 2.4 | 42.49 | 2.9 | 125.63 | 2.4 | 163.30 | 5.1 |
| Bhakkar | 3.24 | 0.3 | 8.50 | 0.6 | 11.52 | 0.2 | 27.10 | 0.8 |
| Faisalabad | 4.86 | 0.4 | 10.52 | 0.7 | 21.94 | 0.4 | 44.70 | 1.4 |
| Toba Tek Singh | 6.47 | 0.5 | 12.14 | 0.8 | 22.75 | 0.4 | 32.80 | 1.0 |
| Jhang | 4.45 | 0.3 | 12.55 | 0.8 | 14.56 | 0.3 | 31.00 | 1.0 |
| Chiniot | 0.00 | 0.0 | 0.00 | 0.0 | 0.00 | 0.0 | 0.00 | 0.0 |
| Gujrat | 0.00 | 0.0 | 0.00 | 0.0 | 0.00 | 0.0 | 0.00 | 0.0 |
| M.B. Din | 0.00 | 0.0 | 0.00 | 0.0 | 0.00 | 0.0 | 0.00 | 0.0 |
| Sialkot | 0.00 | 0.0 | 0.00 | 0.0 | 0.00 | 0.0 | 0.00 | 0.0 |
| Narowal | 0.00 | 0.0 | 0.00 | 0.0 | 0.00 | 0.0 | 0.00 | 0.0 |
| Gujranwala | 0.00 | 0.0 | 0.00 | 0.0 | 0.00 | 0.0 | 0.00 | 0.0 |
| Hafizabad | 0.00 | 0.0 | 0.00 | 0.0 | 0.00 | 0.0 | 0.00 | 0.0 |
| Sheikhupura | 0.00 | 0.0 | 0.00 | 0.0 | 0.00 | 0.0 | 0.00 | 0.0 |
| Nankana Sahib | 0.00 | 0.0 | 0.00 | 0.0 | 0.00 | 0.0 | 0.00 | 0.0 |
| Lahore | 0.00 | 0.0 | 0.00 | 0.0 | 0.00 | 0.0 | 0.00 | 0.0 |
| Kasur | 1.21 | 0.1 | 2.02 | 0.1 | 1.75 | 0.0 | 3.60 | 0.1 |
| Okara | 3.24 | 0.3 | 4.45 | 0.3 | 17.78 | 0.3 | 19.30 | 0.6 |
| Sahiwal | 15.78 | 1.2 | 28.33 | 1.9 | 65.49 | 1.3 | 86.40 | 2.7 |
| Pakpattan | 3.24 | 0.3 | 8.90 | 0.6 | 13.57 | 0.3 | 32.80 | 1.0 |
| Multan | 81.34 | 6.4 | 97.53 | 6.6 | 354.93 | 6.9 | 189.00 | 5.9 |
| Lodhran | 95.50 | 7.5 | 107.64 | 7.2 | 469.25 | 9.1 | 264.50 | 8.2 |
| Khanewal | 88.62 | 6.9 | 106.03 | 7.1 | 334.34 | 6.5 | 255.50 | 8.0 |
| Vehari | 46.54 | 3.6 | 65.96 | 4.4 | 179.50 | 3.5 | 168.30 | 5.2 |
| M. Garh | 89.43 | 7.0 | 90.65 | 6.1 | 324.13 | 6.3 | 126.60 | 3.9 |
| Layyah | 31.97 | 2.5 | 40.87 | 2.8 | 111.26 | 2.2 | 94.90 | 3.0 |
| D.G. Khan | 45.73 | 3.6 | 46.54 | 3.1 | 163.85 | 3.2 | 50.90 | 1.6 |
| Rajampur | 77.29 | 6.0 | 110.07 | 7.4 | 301.30 | 5.8 | 133.70 | 4.2 |
| Bahawalpur | 217.72 | 17.0 | 233.90 | 15.7 | 871.06 | 16.9 | 525.50 | 16.4 |
| Rahimyar Khan | 180.08 | 14.1 | 189.79 | 12.8 | 736.10 | 14.2 | 362.70 | 11.3 |
| Bahawalnagar | 250.12 | 19.6 | 263.85 | 17.8 | 1023.98 | 19.8 | 593.20 | 18.5 |
| Total | 1279.20 | | 1485.16 | | 5168.00 | | 3210.30 | |

DISTRICT-WISE AREA, PRODUCTION & PERCENTAGE OF COTTON CROP

| Province/ | Area | | | | Production | | | |
|----------------------|----------------|---------|----------------|---------|----------------|---------|----------------|---------|
| | 2021-22 | | 2022-23 | | 2021-22 | | 2022-23 | |
| SINDH | '000' hectares | % Share | '000' hectares | % Share | '000' Tons | % Share | '000' Tons | % Share |
| Khairpur | 82.47 | 13.9 | 88.57 | 15.0 | 311.15 | 10.4 | 123.55 | 7.8 |
| Ghotki | 89.61 | 15.1 | 89.62 | 15.2 | 408.93 | 13.6 | 144.83 | 9.1 |
| Sukkur | 33.94 | 5.7 | 40.67 | 6.9 | 174.27 | 5.8 | 109.58 | 6.9 |
| N. Feroze | 38.50 | 6.5 | 38.61 | 6.5 | 227.57 | 7.6 | 65.75 | 4.1 |
| Shaheed Benazir Abad | 64.90 | 10.9 | 66.34 | 11.2 | 286.93 | 9.6 | 108.84 | 6.9 |
| Jacobabad | 0.00 | 0.0 | 0.00 | 0.0 | 0.00 | 0.0 | 0.00 | 0.0 |
| Kashmore | 0.00 | 0.0 | 0.03 | 0.0 | 0.00 | 0.0 | 0.00 | 0.0 |
| Shikarpur | 0.11 | 0.0 | 0.28 | 0.0 | 0.24 | 0.0 | 0.00 | 0.0 |
| Larkana | 0.16 | 0.0 | 0.27 | 0.0 | 0.71 | 0.0 | 0.00 | 0.0 |
| Kambar Shahdat Kot | 0.00 | 0.0 | 0.00 | 0.0 | 0.00 | 0.0 | 0.00 | 0.0 |
| Sanghar | 104.94 | 17.7 | 79.68 | 13.5 | 593.97 | 19.8 | 384.34 | 24.2 |
| Tharparkar | 0.89 | 0.1 | 0.95 | 0.2 | 4.86 | 0.2 | 2.99 | 0.2 |
| Mirpurkhas | 37.96 | 6.4 | 37.87 | 6.4 | 215.49 | 7.2 | 127.04 | 8.0 |
| Umarkot | 27.80 | 4.7 | 27.96 | 4.7 | 156.71 | 5.2 | 98.10 | 6.2 |
| Dadu | 12.34 | 2.1 | 12.68 | 2.1 | 53.84 | 1.8 | 26.38 | 1.7 |
| Jamshoro | 13.23 | 2.2 | 15.78 | 2.7 | 76.04 | 2.5 | 55.15 | 3.5 |
| Hyderabad | 4.94 | 0.8 | 4.99 | 0.8 | 30.71 | 1.0 | 21.77 | 1.4 |
| Matiali | 38.72 | 6.5 | 39.50 | 6.7 | 234.23 | 7.8 | 142.69 | 9.0 |
| Tando Allahyar | 22.55 | 3.8 | 23.88 | 4.0 | 137.37 | 4.6 | 99.63 | 6.3 |
| T.M.Khan | 2.98 | 0.5 | 3.89 | 0.7 | 14.53 | 0.5 | 11.48 | 0.7 |
| Badin | 12.34 | 2.1 | 12.69 | 2.2 | 52.93 | 1.8 | 42.57 | 2.7 |
| Thatta | 5.13 | 0.9 | 5.19 | 0.9 | 16.76 | 0.6 | 20.12 | 1.3 |
| Karachi | 0.39 | 0.1 | 0.39 | 0.1 | 1.18 | 0.0 | 1.51 | 0.1 |
| Total | 593.89 | | 589.81 | | 2998.41 | | 1586.29 | |
| KPK | | | | | | | | |
| Bannu | 0.00 | 0.0 | 0.00 | 0.0 | 0.00 | 0.0 | 0.00 | 0.0 |
| Lakki Marwat | 0.00 | 0.0 | 0.00 | 0.0 | 0.00 | 0.0 | 0.00 | 0.0 |
| D.Ikhan | 0.17 | 100.0 | 0.18 | 100.0 | 0.51 | 100.0 | 0.54 | 100.0 |
| Tank | 0.00 | 0.0 | 0.00 | 0.0 | 0.00 | 0.0 | 0.00 | 0.0 |
| Abbottabad | 0.00 | 0.0 | 0.00 | 0.0 | 0.00 | 0.0 | 0.00 | 0.0 |
| Battagram | 0.00 | 0.0 | 0.00 | 0.0 | 0.00 | 0.0 | 0.00 | 0.0 |
| Haripur | 0.00 | 0.0 | 0.00 | 0.0 | 0.00 | 0.0 | 0.00 | 0.0 |
| Kohistan | 0.00 | 0.0 | 0.00 | 0.0 | 0.00 | 0.0 | 0.00 | 0.0 |
| Mansehra | 0.00 | 0.0 | 0.00 | 0.0 | 0.00 | 0.0 | 0.00 | 0.0 |
| Kohat | 0.00 | 0.0 | 0.00 | 0.0 | 0.00 | 0.0 | 0.00 | 0.0 |
| Karak | 0.00 | 0.0 | 0.00 | 0.0 | 0.00 | 0.0 | 0.00 | 0.0 |
| Hangu | 0.00 | 0.0 | 0.00 | 0.0 | 0.00 | 0.0 | 0.00 | 0.0 |
| Mardan | 0.00 | 0.0 | 0.00 | 0.0 | 0.00 | 0.0 | 0.00 | 0.0 |
| Sawabi | 0.00 | 0.0 | 0.00 | 0.0 | 0.00 | 0.0 | 0.00 | 0.0 |
| Bunir | 0.00 | 0.0 | 0.00 | 0.0 | 0.00 | 0.0 | 0.00 | 0.0 |
| Chitral | 0.00 | 0.0 | 0.00 | 0.0 | 0.00 | 0.0 | 0.00 | 0.0 |
| Malakand | 0.00 | 0.0 | 0.00 | 0.0 | 0.00 | 0.0 | 0.00 | 0.0 |
| Dir Lower | 0.00 | 0.0 | 0.00 | 0.0 | 0.00 | 0.0 | 0.00 | 0.0 |
| Dir Upper | 0.00 | 0.0 | 0.00 | 0.0 | 0.00 | 0.0 | 0.00 | 0.0 |
| Shangla | 0.00 | 0.0 | 0.00 | 0.0 | 0.00 | 0.0 | 0.00 | 0.0 |

| | | | | | | | | |
|--------------------|----------------|------|----------------|------|----------------|------|----------------|------|
| Swat | 0.00 | 0.0 | 0.00 | 0.0 | 0.00 | 0.0 | 0.00 | 0.0 |
| Peshawar | 0.00 | 0.0 | 0.00 | 0.0 | 0.00 | 0.0 | 0.00 | 0.0 |
| Charsada | 0.00 | 0.0 | 0.00 | 0.0 | 0.00 | 0.0 | 0.00 | 0.0 |
| Nowshera | 0.00 | 0.0 | 0.00 | 0.0 | 0.00 | 0.0 | 0.00 | 0.0 |
| Bajour | 0.00 | 0.0 | 0.00 | 0.0 | 0.00 | 0.0 | 0.00 | 0.0 |
| Khyber | 0.00 | 0.0 | 0.00 | 0.0 | 0.00 | 0.0 | 0.00 | 0.0 |
| Kurram | 0.00 | 0.0 | 0.00 | 0.0 | 0.00 | 0.0 | 0.00 | 0.0 |
| Muhmand | 0.00 | 0.0 | 0.00 | 0.0 | 0.00 | 0.0 | 0.00 | 0.0 |
| N. Waziristan | 0.00 | 0.0 | 0.00 | 0.0 | 0.00 | 0.0 | 0.00 | 0.0 |
| S. Waziristan | 0.00 | 0.0 | 0.00 | 0.0 | 0.00 | 0.0 | 0.00 | 0.0 |
| Oriakzai | 0.00 | 0.0 | 0.00 | 0.0 | 0.00 | 0.0 | 0.00 | 0.0 |
| SD Bannu | 0.00 | 0.0 | 0.00 | 0.0 | 0.00 | 0.0 | 0.00 | 0.0 |
| SD D.I. Khan | 0.00 | 0.0 | 0.00 | 0.0 | 0.00 | 0.0 | 0.00 | 0.0 |
| SD Hassan Khel | 0.00 | 0.0 | 0.00 | 0.0 | 0.00 | 0.0 | 0.00 | 0.0 |
| SD Kohat | 0.00 | 0.0 | 0.00 | 0.0 | 0.00 | 0.0 | 0.00 | 0.0 |
| Total | 0.17 | | 0.18 | | 0.51 | | 0.54 | |
| BALUCHISTAN | | | | | | | | |
| Quetta | 0.00 | 0.0 | 0.00 | 0.0 | 0.00 | 0.0 | 0.00 | 0.0 |
| Pishin | 0.00 | 0.0 | 0.00 | 0.0 | 0.00 | 0.0 | 0.00 | 0.0 |
| K. Abdullah | 0.00 | 0.0 | 0.00 | 0.0 | 0.00 | 0.0 | 0.00 | 0.0 |
| Chagai | 0.12 | 0.2 | 0.20 | 0.3 | 0.34 | 0.2 | 0.47 | 0.4 |
| Nushki | 2.52 | 4.0 | 2.53 | 3.7 | 7.06 | 4.4 | 3.58 | 3.2 |
| Loralai | 0.10 | 0.2 | 0.24 | 0.3 | 0.27 | 0.2 | 0.49 | 0.4 |
| Musa Khail | 0.00 | 0.0 | 0.01 | 0.0 | 0.00 | 0.0 | 0.01 | 0.0 |
| Barkhan | 15.54 | 24.4 | 9.08 | 13.3 | 40.99 | 25.3 | 24.37 | 21.6 |
| Zhob | 0.00 | 0.0 | 0.00 | 0.0 | 0.00 | 0.0 | 0.00 | 0.0 |
| Sherani | 0.00 | 0.0 | 0.00 | 0.0 | 0.00 | 0.0 | 0.00 | 0.0 |
| Killa Saifullah | 0.00 | 0.0 | 0.00 | 0.0 | 0.00 | 0.0 | 0.00 | 0.0 |
| Sibi | 7.15 | 11.2 | 7.33 | 10.7 | 18.39 | 11.4 | 8.32 | 7.4 |
| Harnai | 0.00 | 0.0 | 0.00 | 0.0 | 0.00 | 0.0 | 0.00 | 0.0 |
| Ziarat | 0.00 | 0.0 | 0.00 | 0.0 | 0.00 | 0.0 | 0.00 | 0.0 |
| Kohlu | 3.60 | 5.6 | 4.49 | 6.6 | 10.67 | 6.6 | 12.19 | 10.8 |
| Dera Bughti | 2.17 | 3.4 | 3.28 | 4.8 | 3.72 | 2.3 | 6.32 | 5.6 |
| Nasirabad | 0.00 | 0.0 | 2.43 | 3.5 | 0.00 | 0.0 | 0.97 | 0.9 |
| Jaffarabad | 0.00 | 0.0 | 0.00 | 0.0 | 0.00 | 0.0 | 0.00 | 0.0 |
| Kachhi | 1.35 | 2.1 | 1.41 | 2.1 | 3.65 | 2.3 | 2.66 | 2.4 |
| Jhal Magsi | 0.00 | 0.0 | 0.01 | 0.0 | 0.00 | 0.0 | 0.00 | 0.0 |
| Kalat | 0.00 | 0.0 | 0.00 | 0.0 | 0.00 | 0.0 | 0.00 | 0.0 |
| Mastung | 7.11 | 11.2 | 0.00 | 0.0 | 20.03 | 12.4 | 0.00 | 0.0 |
| Khuzdar | 2.72 | 4.3 | 8.93 | 13.0 | 7.65 | 4.7 | 12.86 | 11.4 |
| Awaran | 3.47 | 5.4 | 2.72 | 4.0 | 5.04 | 3.1 | 3.29 | 2.9 |
| Kharan | 0.22 | 0.3 | 5.30 | 7.7 | 0.33 | 0.2 | 5.78 | 5.1 |
| Washuk | 13.34 | 20.9 | 0.51 | 0.7 | 32.99 | 20.4 | 0.40 | 0.4 |
| Lasbela | 4.17 | 6.6 | 13.29 | 19.4 | 10.55 | 6.5 | 16.35 | 14.5 |
| Turbat | 0.13 | 0.2 | 5.91 | 8.6 | 0.22 | 0.1 | 14.12 | 12.5 |
| Panjgoor | 0.00 | 0.0 | 0.80 | 1.2 | 0.00 | 0.0 | 0.55 | 0.5 |
| Gwadar | 0.00 | 0.0 | 0.00 | 0.0 | 0.00 | 0.0 | 0.00 | 0.0 |
| Total | 63.73 | | 68.46 | | 161.90 | | 112.73 | |
| PAKISTAN | 1936.98 | | 2143.61 | | 8328.81 | | 4909.86 | |

Table No. 9
DISTRICT-WISE AREA AND PRODUCTION OF SUNHEMP CROP

| Province/ District | (Area in Hectares) | | (Production in Tonnes) | |
|-----------------------|--------------------|------------|------------------------|------------|
| | 2021-22 | 2022-23 | 2021-22 | 2022-23 |
| PAKISTAN | 0.0 | 0.0 | 0.0 | 0.0 |
| PUNJAB | NOT GROWN | | NOT GROWN | |
| SINDH | NOT GROWN | | NOT GROWN | |
| KPK | NOT GROWN | | NOT GROWN | |
| BALUCHISTAN | NOT GROWN | | NOT GROWN | |

Table No.10
DISTRICT-WISE AREA, PRODUCTION & PERCENTAGE OF TOBACCO CROP

| Province/ | Area | | | | Production | | | |
|----------------|----------------|---------|----------------|---------|--------------|---------|--------------|---------|
| | 2021-22 | | 2022-23 | | 2021-22 | | 2022-23 | |
| PUNJAB | '000' hectares | % Share | '000' hectares | % Share | '000' Tons | % Share | '000' Tons | % Share |
| Attock | 81 | 0 | 88 | 1 | 176 | 0 | 266 | 0 |
| Rawalpindi | 0 | 0 | 0 | 0 | 0 | 0 | 0 | 0 |
| Muree | 0 | 0 | 0 | 0 | | 0 | 0 | 0 |
| Islamabad | 0 | 0 | 0 | 0 | 0 | 0 | 0 | 0 |
| Jhelum | 0 | 0 | 0 | 0 | 1 | 0 | 0 | 0 |
| Chakwal | 1 | 0 | 0 | 0 | 0 | 0 | 0 | 0 |
| Sargodha | 0 | 0 | 0 | 0 | 17 | 0 | 0 | 0 |
| Talagang | | 0 | 8 | 0 | | 0 | 20 | 0 |
| Khushab | 9 | 0 | 2 | 0 | 1 | 0 | 4 | 0 |
| Mianwali | 0 | 0 | 56 | 0 | 0 | 0 | 222 | 0 |
| Bhakkar | 0 | 0 | 0 | 0 | 0 | 0 | 0 | 0 |
| Faisalabad | 0 | 0 | 179 | 1 | 453 | 1 | 409 | 1 |
| Toba Tek Singh | 192 | 1 | 1816 | 11 | 3202 | 5 | 4062 | 7 |
| Jhang | 1429 | 8 | 115 | 1 | 147 | 0 | 284 | 0 |
| Chiniot | 59 | 0 | 2 | 0 | 20 | 0 | 5 | 0 |
| Gujrat | 8 | 0 | 36 | 0 | 100 | 0 | 66 | 0 |
| M.B. Din | 52 | 0 | 286 | 2 | 182 | 0 | 418 | 1 |
| Sialkot | 136 | 1 | 2 | 0 | 0 | 0 | 3 | 0 |
| Narowal | 0 | 0 | 20 | 0 | 85 | 0 | 60 | 0 |
| Gujranwala | 31 | 0 | 23 | 0 | 7 | 0 | 34 | 0 |
| Hafizabad | 4 | 0 | 25 | 0 | 575 | 1 | 58 | 0 |
| Wazirabad | 0 | 0 | 0 | 0 | 0 | 0 | | 0 |
| Sheikhupura | 156 | 1 | 270 | 2 | 382 | 1 | 545 | 1 |
| Nankana Sahib | 169 | 1 | 75 | 0 | 111 | 0 | 116 | 0 |
| Lahore | 71 | 0 | 51 | 0 | 371 | 1 | 168 | 0 |
| Kasur | 115 | 1 | 23 | 0 | 83 | 0 | 23 | 0 |
| Okara | 24 | 0 | 444 | 3 | 1765 | 3 | 1663 | 3 |
| Sahiwal | 506 | 3 | 265 | 2 | 495 | 1 | 1017 | 2 |
| Pakpattan | 220 | 1 | 15 | 0 | 24 | 0 | 34 | 0 |
| Multan | 13 | 0 | 0 | 0 | 0 | 0 | 0 | 0 |
| Lodhran | 0 | 0 | 2 | 0 | 0 | 0 | 5 | 0 |
| Khanewal | 0 | 0 | 6 | 0 | 10 | 0 | 15 | 0 |
| Vehari | 5 | 0 | 131 | 1 | 200 | 0 | 447 | 1 |
| M. Garh | 92 | 0 | 37 | 0 | 71 | 0 | 117 | 0 |
| Kot Addu | 0 | 0 | 0 | 0 | 0 | 0 | | 0 |
| Layyah | 26 | 0 | | 0 | 0 | 0 | | 0 |
| D.G. Khan | 0 | 0 | 2085 | 13 | 8826 | 14 | 8651 | 14 |
| Rajanpur | 2573 | 14 | 10275 | 63 | 47608 | 73 | 43122 | 70 |
| Bahawalpur | 12837 | 68 | 0 | 0 | 0 | 0 | 0 | 0 |
| Rahimyar Khan | 0 | 0 | 0 | 0 | 14 | 0 | 0 | 0 |
| Bahawalnagar | 9 | 0 | 0 | 0 | 0 | 0 | 0 | 0 |
| Total | 18818 | | 16337 | | 64926 | | 61834 | |

DISTRICT-WISE AREA, PRODUCTION & PERCENTAGE OF TOBACCO CROP

| Province/ | (Area in Hectares) | | | | (Production in Tonnes) | | | |
|----------------------|--------------------|---------|----------------|---------|------------------------|---------|------------|---------|
| | 2021-22 | | 2022-23 | | 2021-22 | | 2022-23 | |
| SINDH | '000' hectares | % Share | '000' hectares | % Share | '000' Tons | % Share | '000' Tons | % Share |
| Khairpur | 3 | 21 | 0 | 0 | 5 | 22 | 0 | 0 |
| Ghotki | 0 | 0 | 0 | 0 | 0 | 0 | 0 | 0 |
| Sukkur | 0 | 0 | 0 | 0 | 0 | 0 | 0 | 0 |
| N. Feroze | 0 | 0 | 0 | 0 | 0 | 0 | 0 | 0 |
| Shaheed Benazir Abad | 0 | 0 | 0 | 0 | 0 | 0 | 0 | 0 |
| Jacobabad | 0 | 0 | 0 | 0 | 0 | 0 | 0 | 0 |
| Kashmore | 0 | 0 | 0 | 0 | 0 | 0 | 0 | 0 |
| Shikarpur | 0 | 0 | 0 | 0 | 0 | 0 | 0 | 0 |
| Larkana | 0 | 0 | 0 | 0 | 0 | 0 | 0 | 0 |
| Kambar Shahdat Kot | 0 | 0 | 0 | 0 | 0 | 0 | 0 | 0 |
| Sanghar | 0 | 0 | 0 | 0 | 0 | 0 | 0 | 0 |
| Tharparkar | 0 | 0 | 0 | 0 | 0 | 0 | 0 | 0 |
| Mirpurkhas | 0 | 0 | 0 | 0 | 0 | 0 | 0 | 0 |
| Umarkot | 0 | 0 | 0 | 0 | 0 | 0 | 0 | 0 |
| Dadu | 0 | 0 | 0 | 0 | 0 | 0 | 0 | 0 |
| Jamshoro | 11 | 79 | 5 | 100 | 18 | 78 | 7 | 100 |
| Hyderabad | 0 | 0 | 0 | 0 | 0 | 0 | 0 | 0 |
| Matiari | 0 | 0 | 0 | 0 | 0 | 0 | 0 | 0 |
| Tando Allahyar | 0 | 0 | 0 | 0 | 0 | 0 | 0 | 0 |
| T.M.Khan | 0 | 0 | 0 | 0 | 0 | 0 | 0 | 0 |
| Badin | 0 | 0 | 0 | 0 | 0 | 0 | 0 | 0 |
| Thatta | 0 | 0 | 0 | 0 | 0 | 0 | 0 | 0 |
| Karachi | 0 | 0 | 0 | 0 | 0 | 0 | 0 | 0 |
| Total | 14 | | 5 | | 23 | | 7 | |
| KPK | | | | | | | | |
| Bannu | 0 | 0 | 0 | 0 | 0 | 0 | 0 | 0 |
| Lakki Marwat | 0 | 0 | 0 | 0 | 0 | 0 | 0 | 0 |
| D.Ikhan | 0 | 0 | 0 | 0 | 0 | 0 | 0 | 0 |
| Tank | 0 | 0 | 0 | 0 | 0 | 0 | 0 | 0 |
| Abbottabad | 0 | 0 | 0 | 0 | 0 | 0 | 0 | 0 |
| Battagram | 0 | 0 | 0 | 0 | 0 | 0 | 0 | 0 |
| Haripur | 0 | 0 | 0 | 0 | 0 | 0 | 0 | 0 |
| Kohistan | 0 | 0 | 0 | 0 | 0 | 0 | 0 | 0 |
| Mansehra | 1655 | 7 | 1834 | 6 | 3300 | 5 | 4500 | 5 |
| Kohat | 0 | 0 | 0 | 0 | 0 | 0 | 0 | 0 |
| Karak | 0 | 0 | 0 | 0 | 0 | 0 | 0 | 0 |
| Hangu | 0 | 0 | 0 | 0 | 0 | 0 | 0 | 0 |
| Mardan | 4487 | 19 | 5678 | 19 | 13430 | 20 | 18100 | 20 |
| Sawabi | 12731 | 53 | 15728 | 54 | 37471 | 55 | 49124 | 55 |
| Bunir | 2137 | 9 | 2250 | 8 | 4470 | 7 | 5600 | 6 |
| Chitral | 0 | 0 | 0 | 0 | 0 | 0 | 0 | 0 |
| Malakand | 0 | 0 | 0 | 0 | 0 | 0 | 0 | 0 |
| Dir Lower | 15 | 0 | 0 | 0 | 28 | 0 | 0 | 0 |
| Dir Upper | 0 | 0 | 0 | 0 | 0 | 0 | 0 | 0 |

| | | | | | | | | |
|--------------------|--------------|----|--------------|----|---------------|----|---------------|----|
| Shangla | 0 | 0 | 0 | 0 | 0 | 0 | 0 | 0 |
| Swat | 35 | 0 | 0 | 0 | 50 | 0 | 0 | 0 |
| Peshawar | 0 | 0 | 0 | 0 | 0 | 0 | 0 | 0 |
| Charsada | 2931 | 12 | 3756 | 13 | 8790 | 13 | 11450 | 13 |
| Nowshera | 0 | 0 | 0 | 0 | 0 | 0 | 0 | 0 |
| Bajour | 0 | 0 | 0 | 0 | 0 | 0 | 0 | 0 |
| Khyber | 0 | 0 | 0 | 0 | 0 | 0 | 0 | 0 |
| Kurram | 0 | 0 | 0 | 0 | 0 | 0 | 0 | 0 |
| Muhmand | 0 | 0 | 0 | 0 | 0 | 0 | 0 | 0 |
| N. Waziristan | 0 | 0 | 0 | 0 | 0 | 0 | 0 | 0 |
| S. Waziristan | 0 | 0 | 0 | 0 | 0 | 0 | 0 | 0 |
| Oriakzai | 0 | 0 | 0 | 0 | 0 | 0 | 0 | 0 |
| SD Bannu | 0 | 0 | 0 | 0 | 0 | 0 | 0 | 0 |
| SD D.I. Khan | 0 | 0 | 0 | 0 | 0 | 0 | 0 | 0 |
| SD Hassan Khel | 0 | 0 | 0 | 0 | 0 | 0 | 0 | 0 |
| SD Kohat | 0 | 0 | 0 | 0 | 0 | 0 | 0 | 0 |
| Total | 23991 | | 29246 | | 67539 | | 88774 | |
| BALUCHISTAN | | | | | | | | |
| Quetta | 0 | 0 | 0 | 0 | 0 | 0 | 0 | 0 |
| Pishin | 187 | 26 | 313 | 35 | 258 | 24 | 440 | 34 |
| K. Abdullah | 44 | 6 | 77 | 9 | 56 | 5 | 100 | 8 |
| Chagai | 0 | 0 | 0 | 0 | 0 | 0 | 0 | 0 |
| Nushki | 0 | 0 | 0 | 0 | 0 | 0 | 0 | 0 |
| Loralai | 0 | 0 | 0 | 0 | 0 | 0 | 0 | 0 |
| Musa Khail | 0 | 0 | 0 | 0 | 0 | 0 | 0 | 0 |
| Barkhan | 0 | 0 | 0 | 0 | 0 | 0 | 0 | 0 |
| Zhob | 18 | 2 | 11 | 1 | 33 | 3 | 21 | 2 |
| Sherani | 0 | 0 | 0 | 0 | 0 | 0 | 0 | 0 |
| Killa Saifullah | 484 | 66 | 489 | 55 | 727 | 68 | 735 | 57 |
| Sibi | 0 | 0 | 0 | 0 | 0 | 0 | 0 | 0 |
| Harnai | 0 | 0 | 0 | 0 | 0 | 0 | 0 | 0 |
| Ziarat | 0 | 0 | 0 | 0 | 0 | 0 | 0 | 0 |
| Kohlu | 0 | 0 | 0 | 0 | 0 | 0 | 0 | 0 |
| Dera Bughti | 0 | 0 | 0 | 0 | 0 | 0 | 0 | 0 |
| Nasirabad | 0 | 0 | 0 | 0 | 0 | 0 | 0 | 0 |
| Jaffarabad | 0 | 0 | 0 | 0 | 0 | 0 | 0 | 0 |
| Kachhi | 0 | 0 | 0 | 0 | 0 | 0 | 0 | 0 |
| Bolan | 0 | 0 | 0 | 0 | 0 | 0 | 0 | 0 |
| Jhal Magsi | 0 | 0 | 0 | 0 | 0 | 0 | 0 | 0 |
| Kalat | 0 | 0 | 0 | 0 | 0 | 0 | 0 | 0 |
| Mastung | 0 | 0 | 0 | 0 | 0 | 0 | 0 | 0 |
| Khuzdar | 0 | 0 | 0 | 0 | 0 | 0 | 0 | 0 |
| Awaran | 0 | 0 | 0 | 0 | 0 | 0 | 0 | 0 |
| Kharan | 0 | 0 | 0 | 0 | 0 | 0 | 0 | 0 |
| Washuk | 0 | 0 | 0 | 0 | 0 | 0 | 0 | 0 |
| Lasbela | 0 | 0 | 0 | 0 | 0 | 0 | 0 | 0 |
| Turbat | 0 | 0 | 0 | 0 | 0 | 0 | 0 | 0 |
| Panjgoor | 0 | 0 | 0 | 0 | 0 | 0 | 0 | 0 |
| Gwadar | 0 | 0 | 0 | 0 | 0 | 0 | 0 | 0 |
| Total | 733 | | 890 | | 1074 | | 1296 | |
| PAKISTAN | 43556 | | 46478 | | 133562 | | 151911 | |

Table No. 11
DISTRICT-WISE AREA AND PRODUCTION OF SUGAR BEET CROP

| Province/ District | (Area in Hectares) | | (Production in Tonnes) | |
|-----------------------|--------------------|-------------|------------------------|---------------|
| | 2021-22 | 2022-23 | 2021-22 | 2022-23 |
| PAKISTAN | 5414 | 5569 | 408472 | 432650 |
| PUNJAB | | | | |
| Attock | 0 | 0 | 0 | 0 |
| Rawalpindi | 8 | 3 | 292 | 101 |
| Muree | 0 | 0 | 0 | 0 |
| Islamabad | 0 | 0 | 0 | 0 |
| Jhelum | 0 | 0 | 0 | 0 |
| Chakwal | 0 | 0 | 0 | 0 |
| Talagang | 0 | 0 | 0 | 0 |
| Sargodha | 120 | 23 | 10277 | 1992 |
| Khushab | 118 | 50 | 8715 | 4074 |
| Mianwali | 91 | 235 | 5870 | 22079 |
| Bhakkar | 3103 | 2792 | 263614 | 258205 |
| Faisalabad | 0 | 0 | 0 | 0 |
| Toba Tek Singh | 0 | 0 | 0 | 0 |
| Jhang | 2 | 0 | 201 | 0 |
| Chiniot | 304 | 121 | 34824 | 16860 |
| Gujrat | 0 | 0 | 0 | 0 |
| M.B. Din | 0 | 0 | 0 | 0 |
| Sialkot | 0 | 0 | 0 | 0 |
| Narowal | 0 | 0 | 0 | 0 |
| Gujranwala | 0 | 6 | 0 | 99 |
| Hafizabad | 0 | 0 | 0 | 0 |
| Wazirabad | 0 | 0 | 0 | 0 |
| Sheikhupura | 10 | 150 | 193 | 2334 |
| Nankana Sahib | 2 | 2 | 42 | 42 |
| Lahore | 0 | 0 | 0 | 0 |
| Kasur | 7 | 0 | 95 | 0 |
| Okara | 0 | 0 | 0 | 0 |
| Sahiwal | 0 | 0 | 0 | 0 |
| Pakpattan | 0 | 0 | 0 | 0 |
| Multan | 0 | 0 | 0 | 0 |
| Lodhran | 0 | 0 | 0 | 0 |
| Khanewal | 0 | 0 | 0 | 0 |
| Vehari | 0 | 0 | 0 | 0 |
| M. Garh | 0 | 0 | 0 | 0 |
| Kot Addu | 0 | 0 | 0 | 0 |
| Layyah | 726 | 1221 | 53832 | 93123 |
| D.G. Khan | 0 | 0 | 0 | 0 |
| Rajanpur | 0 | 0 | 0 | 0 |
| Bahawalpur | 0 | 0 | 0 | 0 |
| Rahimyar Khan | 0 | 0 | 0 | 0 |
| Bahawalnagar | 0 | 0 | 0 | 0 |
| Total | 4491 | 4603 | 377955 | 398909 |

| Province/ District | (Area in Hectares) | | (Production in Tonnes) | |
|-----------------------|--------------------|------------|------------------------|--------------|
| | 2021-22 | 2022-23 | 2021-22 | 2022-23 |
| SINDH | | | | |
| Khairpur | 0 | 0 | 0 | 0 |
| Ghotki | 0 | 0 | 0 | 0 |
| Sukkur | 16 | 18 | 146 | 163 |
| N. Feroze | 0 | 0 | 0 | 0 |
| Shaheed Benazir Abad | 0 | 0 | 0 | 0 |
| Jacobabad | 0 | 0 | 0 | 0 |
| Kashmore | 0 | 0 | 0 | 0 |
| Shikarpur | 0 | 0 | 0 | 0 |
| Larkana | 0 | 0 | 0 | 0 |
| Kambar Shahdat Kot | 0 | 0 | 0 | 0 |
| Sanghar | 22 | 9 | 218 | 88 |
| Tharparkar | 0 | 0 | 0 | 0 |
| Mirpurkhas | 120 | 80 | 1008 | 671 |
| Umarkot | 5 | 8 | 44 | 71 |
| Dadu | 2 | 3 | 20 | 30 |
| Jamshoro | 0 | 0 | 0 | 0 |
| Hyderabad | 0 | 0 | 0 | 0 |
| Matiari | 0 | 0 | 0 | 0 |
| Tando Allahyar | 0 | 0 | 0 | 0 |
| T.M.Khan | 0 | 0 | 0 | 0 |
| Badin | 0 | 0 | 0 | 0 |
| Thatta | 0 | 0 | 0 | 0 |
| Karachi | 29 | 27 | 284 | 264 |
| Total | 194 | 145 | 1,720 | 1,287 |
| KPK | | | | |
| Bannu | 0 | 0 | 0 | 0 |
| Lakki Marwat | 0 | 0 | 0 | 0 |
| D.Ikhan | 729 | 821 | 28797 | 32454 |
| Tank | 0 | 0 | 0 | 0 |
| Abbottabad | 0 | 0 | 0 | 0 |
| Battagram | 0 | 0 | 0 | 0 |
| Haripur | 0 | 0 | 0 | 0 |
| Kohistan | 0 | 0 | 0 | 0 |
| Mansehra | 0 | 0 | 0 | 0 |
| Kohat | 0 | 0 | 0 | 0 |
| Karak | 0 | 0 | 0 | 0 |
| Hangu | 0 | 0 | 0 | 0 |
| Mardan | 0 | 0 | 0 | 0 |
| Sawabi | 0 | 0 | 0 | 0 |
| Bunir | 0 | 0 | 0 | 0 |
| Chitral | 0 | 0 | 0 | 0 |
| Malakand | 0 | 0 | 0 | 0 |
| Dir Lower | 0 | 0 | 0 | 0 |

| | | | | |
|--------------------|------------------|------------|------------------|--------------|
| Dir Upper | 0 | 0 | 0 | 0 |
| Shangla | 0 | 0 | 0 | 0 |
| Swat | 0 | 0 | 0 | 0 |
| Peshawar | 0 | 0 | 0 | 0 |
| Charsada | 0 | 0 | 0 | 0 |
| Nowshera | 0 | 0 | 0 | 0 |
| Bajour | 0 | 0 | 0 | 0 |
| Khyber | 0 | 0 | 0 | 0 |
| Kurram | 0 | 0 | 0 | 0 |
| Muhmand | 0 | 0 | 0 | 0 |
| N. Waziristan | 0 | 0 | 0 | 0 |
| S. Waziristan | 0 | 0 | 0 | 0 |
| Oriakzai | 0 | 0 | 0 | 0 |
| SD Bannu | 0 | 0 | 0 | 0 |
| SD D.I. Khan | 0 | 0 | 0 | 0 |
| SD Hassan Khel | 0 | 0 | 0 | 0 |
| SD Kohat | 0 | 0 | 0 | 0 |
| Total | 729 | 821 | 28797 | 32454 |
| BALUCHISTAN | NOT GROWN | | NOT GROWN | |

Table No. 12
DISTRICT-WISE AREA AND PRODUCTION OF GUARSEED CROP

| Province/ District | (Area in Hectares) | | (Production in Tonnes) | |
|-----------------------|--------------------|---------------|------------------------|---------------|
| | 2021-22 | 2022-23 | 2021-22 | 2022-23 |
| PAKISTAN | 151745 | 164068 | 97191 | 105403 |
| PUNJAB | | | | |
| Attock | 0 | 0 | 0 | 0 |
| Rawalpindi | 0 | 0 | 0 | 0 |
| Islamabad | 0 | 0 | 0 | 0 |
| Jhelum | 0 | 0 | 0 | 0 |
| Chakwal | 0 | 56 | 0 | 32 |
| Sargodha | 0 | 0 | 0 | 0 |
| Khushab | 14061 | 14164 | 3314 | 5071 |
| Mianwali | 15346 | 11219 | 7461 | 5976 |
| Bhakkar | 13156 | 25628 | 5761 | 9950 |
| Faisalabad | 0 | 0 | 0 | 0 |
| Toba Tek Singh | 0 | 0 | 0 | 0 |
| Jhang | 0 | 0 | 0 | 0 |
| Chiniot | 0 | 0 | 0 | 0 |
| Gujrat | 0 | 0 | 0 | 0 |
| M.B. Din | 0 | 0 | 0 | 0 |
| Sialkot | 0 | 0 | 0 | 0 |
| Narowal | 0 | 0 | 0 | 0 |
| Gujranwala | 0 | 0 | 0 | 0 |
| Hafizabad | 0 | 0 | 0 | 0 |
| Sheikhupura | 0 | 0 | 0 | 0 |
| Nankana Sahib | 0 | 0 | 0 | 0 |
| Lahore | 0 | 0 | 0 | 0 |
| Kasur | 4 | 0 | 1 | 0 |
| Okara | 0 | 0 | 0 | 0 |
| Sahiwal | 0 | 0 | 0 | 0 |
| Pakpattan | 0 | 0 | 0 | 0 |
| Multan | 0 | 4 | 0 | 2 |
| Lodhran | 0 | 0 | 0 | 0 |
| Khanewal | 2 | 0 | 1 | 0 |
| Vehari | 0 | 0 | 0 | 0 |
| M. Garh | 0 | 0 | 0 | 0 |
| Layyah | 59 | 0 | 47 | 0 |
| D.G. Khan | 703 | 850 | 476 | 552 |
| Rajanpur | 0 | 0 | 0 | 0 |
| Bahawalpur | 0 | 0 | 0 | 0 |
| Rahimyar Khan | 0 | 0 | 0 | 0 |
| Bahawalnagar | 0 | 0 | 0 | 0 |
| Total | 43331 | 51921 | 17061 | 21581 |

DISTRICT-WISE AREA AND PRODUCTION OF GUARSEED CROP

| Province/ District | (Area in Hectares) | | (Production in Tonnes) | |
|-----------------------|--------------------|--------------|------------------------|--------------|
| | 2021-22 | 2022-23 | 2021-22 | 2022-23 |
| SINDH | | | | |
| Khairpur | 208 | 195 | 177 | 164 |
| Ghotki | 32 | 28 | 25 | 22 |
| Sukkur | 37 | 30 | 25 | 20 |
| N. Feroze | 361 | 361 | 275 | 275 |
| Shaheed Benazir Abad | 1366 | 1332 | 1072 | 1047 |
| Jacobabad | 0 | 0 | 0 | 0 |
| Kashmore | 0 | 0 | 0 | 0 |
| Shikarpur | 0 | 0 | 0 | 0 |
| Larkana | 0 | 0 | 0 | 0 |
| Kambar Shahdat Kot | 0 | 0 | 0 | 0 |
| Sanghar | 0 | 0 | 0 | 0 |
| Tharparkar | 91053 | 92315 | 67950 | 68983 |
| Mirpurkhas | 0 | 0 | 0 | 0 |
| Umarkot | 117 | 0 | 82 | 0 |
| Dadu | 71 | 134 | 55 | 104 |
| Jamshoro | 110 | 65 | 75 | 44 |
| Hyderabad | 0 | 0 | 0 | 0 |
| Matiari | 292 | 220 | 198 | 150 |
| Tando Allahyar | 23 | 18 | 17 | 14 |
| T.M.Khan | 0 | 0 | 0 | 0 |
| Badin | 0 | 0 | 0 | 0 |
| Thatta | 77 | 94 | 50 | 62 |
| Karachi | 0 | 0 | 0 | 0 |
| Total | 93747 | 94792 | 70001 | 70885 |
| KPK | | | | |
| Bannu | 193 | 193 | 213 | 214 |
| Lakki Marwat | 134 | 61 | 135 | 67 |
| D.Ikhan | 854 | 525 | 1996 | 1313 |
| Tank | 0 | 1131 | 0 | 2545 |
| Abbottabad | 0 | 0 | 0 | 0 |
| Battagram | 0 | 0 | 0 | 0 |
| Haripur | 0 | 0 | 0 | 0 |
| Kohistan | 0 | 0 | 0 | 0 |
| Mansehra | 0 | 0 | 0 | 0 |
| Kohat | 0 | 0 | 0 | 0 |
| Karak | 9 | 10 | 6 | 7 |
| Hangu | 0 | 0 | 0 | 0 |
| Mardan | 0 | 0 | 0 | 0 |
| Sawabi | 0 | 0 | 0 | 0 |
| Bunir | 0 | 0 | 0 | 0 |
| Chitral | 0 | 0 | 0 | 0 |
| Malakand | 0 | 0 | 0 | 0 |
| Dir Lower | 0 | 0 | 0 | 0 |
| Dir Upper | 0 | 0 | 0 | 0 |
| Shangla | 0 | 0 | 0 | 0 |
| Swat | 0 | 0 | 0 | 0 |
| Peshawar | 0 | 0 | 0 | 0 |

| | | | | |
|--------------------|--------------|--------------|-------------|-------------|
| Charsada | 0 | 0 | 0 | 0 |
| Nowshera | 0 | 0 | 0 | 0 |
| Bajour | 0 | 0 | 0 | 0 |
| Khyber | 0 | 0 | 0 | 0 |
| Kurram | 0 | 0 | 0 | 0 |
| Muhmand | 0 | 0 | 0 | 0 |
| N. Waziristan | 0 | 0 | 0 | 0 |
| S. Waziristan | 0 | 0 | 0 | 0 |
| Oriakzai | 0 | 0 | 0 | 0 |
| SD Bannu | 0 | 0 | 0 | 0 |
| SD D.I. Khan | 0 | 0 | 0 | 0 |
| SD Hassan Khel | 0 | 0 | 0 | 0 |
| SD Kohat | 0 | 0 | 0 | 0 |
| Total | 1190 | 1920 | 2350 | 4146 |
| BALUCHISTAN | | | | |
| Quetta | 0 | 0 | 0 | 0 |
| Pishin | 0 | 0 | 0 | 0 |
| K. Abdullah | 0 | 0 | 0 | 0 |
| Chagai | 0 | 0 | 0 | 0 |
| Nushki | 0 | 0 | 0 | 0 |
| Loralai | 0 | 0 | 0 | 0 |
| Musa Khail | 0 | 0 | 0 | 0 |
| Barkhan | 0 | 0 | 0 | 0 |
| Zhob | 0 | 0 | 0 | 0 |
| Sherani | 0 | 0 | 0 | 0 |
| Killa Saifullah | 0 | 0 | 0 | 0 |
| Sibi | 293 | 318 | 182 | 195 |
| Harnai | 0 | 0 | 0 | 0 |
| Ziarat | 0 | 0 | 0 | 0 |
| Kohlu | 0 | 0 | 0 | 0 |
| Dera Bughti | 0 | 0 | 0 | 0 |
| Nasirabad | 10 | 0 | 7 | 0 |
| Jaffarabad | 3 | 0 | 2 | 0 |
| Kachhi | 805 | 765 | 505 | 479 |
| Jhal Magsi | 10045 | 10980 | 5667 | 6136 |
| Kalat | 0 | 0 | 0 | 0 |
| Mastung | 0 | 0 | 0 | 0 |
| Khuzdar | 20 | 27 | 13 | 18 |
| Awaran | 0 | 250 | 0 | 141 |
| Kharan | 0 | 0 | 0 | 0 |
| Washuk | 810 | 818 | 409 | 416 |
| Lasbela | 0 | 770 | 0 | 402 |
| Turbat | 1491 | 1507 | 994 | 1004 |
| Panjgoor | 0 | 0 | 0 | 0 |
| Gwadar | 0 | 0 | 0 | 0 |
| Total | 13477 | 15435 | 7779 | 8791 |

Table No. 13
DISTRICT-WISE AREA, PRODUCTION & PERCENTAGE OF GRAM CROP

| Province/ | Area | | | | Production | | | |
|----------------|----------------|---------|----------------|---------|---------------|---------|---------------|---------|
| | 2021-22 | | 2022-23 | | 2021-22 | | 2022-23 | |
| PUNJAB | '000' hectares | % Share | '000' hectares | % Share | '000' Tons | % Share | '000' Tons | % Share |
| Attock | 0.95 | 0.1 | 1.47 | 0.2 | 0.80 | 0.3 | 1.40 | 0.8 |
| Rawalpindi | 0.00 | 0.0 | 0.00 | 0.0 | 0.00 | 0.0 | 0.00 | 0.0 |
| Muree | | 0.0 | 0.00 | 0.0 | 0.00 | 0.0 | 0.00 | 0.0 |
| Islamabad | 0.00 | 0.0 | 0.00 | 0.0 | 0.00 | 0.0 | 0.00 | 0.0 |
| Jhelum | 0.00 | 0.0 | 0.00 | 0.0 | 0.00 | 0.0 | 0.00 | 0.0 |
| Chakwal | 7.88 | 1.0 | 3.24 | 0.4 | 6.57 | 2.6 | 3.30 | 1.9 |
| Talagang | 0.00 | 0.0 | 8.09 | 1.1 | 0.00 | 0.0 | 5.94 | 3.5 |
| Sargodha | 0.00 | 0.0 | 0.00 | 0.0 | 0.00 | 0.0 | 0.00 | 0.0 |
| Khushab | 163.09 | 20.9 | 127.87 | 17.2 | 56.55 | 22.6 | 34.19 | 19.9 |
| Mianwali | 14.57 | 1.9 | 16.19 | 2.2 | 8.71 | 3.5 | 10.26 | 6.0 |
| Bhakkar | 399.82 | 51.3 | 384.04 | 51.5 | 115.41 | 46.2 | 51.82 | 30.1 |
| Faisalabad | 0.00 | 0.0 | 0.00 | 0.0 | 0.00 | 0.0 | 0.00 | 0.0 |
| Toba Tek Singh | 0.16 | 0.0 | 0.04 | 0.0 | 0.10 | 0.0 | 0.01 | 0.0 |
| Jhang | 80.33 | 10.3 | 93.59 | 12.6 | 20.19 | 8.1 | 20.72 | 12.0 |
| Chiniot | 0.00 | 0.0 | 0.00 | 0.0 | 0.00 | 0.0 | 0.00 | 0.0 |
| Gujrat | 0.08 | 0.0 | 0.06 | 0.0 | 0.02 | 0.0 | 0.01 | 0.0 |
| M.B. Din | 0.00 | 0.0 | 0.00 | 0.0 | 0.00 | 0.0 | 0.00 | 0.0 |
| Sialkot | 0.00 | 0.0 | 0.00 | 0.0 | 0.00 | 0.0 | 0.00 | 0.0 |
| Narowal | 0.00 | 0.0 | 0.00 | 0.0 | 0.00 | 0.0 | 0.00 | 0.0 |
| Gujranwala | 0.00 | 0.0 | 0.00 | 0.0 | 0.00 | 0.0 | 0.00 | 0.0 |
| Hafizabad | 0.00 | 0.0 | 0.00 | 0.0 | 0.00 | 0.0 | 0.00 | 0.0 |
| Wazirabad | 0.00 | 0.0 | 0.00 | 0.0 | 0.00 | 0.0 | 0.00 | 0.0 |
| Sheikhupura | 0.00 | 0.0 | 0.00 | 0.0 | 0.00 | 0.0 | 0.00 | 0.0 |
| Nankana Sahib | 0.00 | 0.0 | 0.00 | 0.0 | 0.00 | 0.0 | 0.00 | 0.0 |
| Lahore | 0.00 | 0.0 | 0.00 | 0.0 | 0.00 | 0.0 | 0.00 | 0.0 |
| Kasur | 0.00 | 0.0 | 0.00 | 0.0 | 0.00 | 0.0 | 0.00 | 0.0 |
| Okara | 0.00 | 0.0 | 0.00 | 0.0 | 0.00 | 0.0 | 0.00 | 0.0 |
| Sahiwal | 0.00 | 0.0 | 0.00 | 0.0 | 0.00 | 0.0 | 0.00 | 0.0 |
| Pakpattan | 0.00 | 0.0 | 0.00 | 0.0 | 0.00 | 0.0 | 0.00 | 0.0 |
| Multan | 0.00 | 0.0 | 0.00 | 0.0 | 0.00 | 0.0 | 0.00 | 0.0 |
| Lodhran | 0.00 | 0.0 | 0.00 | 0.0 | 0.00 | 0.0 | 0.00 | 0.0 |
| Khanewal | 0.00 | 0.0 | 0.00 | 0.0 | 0.00 | 0.0 | 0.00 | 0.0 |
| Vehari | 0.00 | 0.0 | 0.00 | 0.0 | 0.00 | 0.0 | 0.00 | 0.0 |
| M. Garh | 1.21 | 0.2 | 0.00 | 0.0 | 0.39 | 0.2 | 0.00 | 0.0 |
| Kot Addu | 0.00 | 0.0 | 0.81 | 0.1 | 0.00 | 0.0 | 0.62 | 0.4 |
| Layyah | 101.57 | 13.0 | 101.98 | 13.7 | 32.58 | 13.0 | 36.63 | 21.3 |
| D.G. Khan | 4.86 | 0.6 | 5.26 | 0.7 | 4.14 | 1.7 | 4.97 | 2.9 |
| Rajanpur | 0.00 | 0.0 | 0.00 | 0.0 | 0.00 | 0.0 | 0.00 | 0.0 |
| Bahawalpur | 0.04 | 0.0 | 0.04 | 0.0 | 0.05 | 0.0 | 0.06 | 0.0 |
| Rahimyar Khan | 0.00 | 0.0 | 2.43 | 0.3 | 0.00 | 0.0 | 0.00 | 0.0 |
| Bahawalnagar | 4.45 | 0.6 | 0.00 | 0.0 | 4.49 | 1.8 | 2.07 | 1.2 |
| Total | 779.01 | | 745.11 | | 250.00 | | 172.00 | |

| Province/ | Area | | | | Production | | | |
|----------------------|---------------|---------|---------------|---------|--------------|---------|--------------|---------|
| | 2021-22 | | 2022-23 | | 2021-22 | | 2022-23 | |
| | 000' hectares | % Share | 000' hectares | % Share | 000' Tons | % Share | 000' Tons | % Share |
| Sindh | | | | | | | | |
| Khairpur | 0.47 | 2.0 | 0.32 | 1.5 | 0.45 | 2.0 | 0.29 | 1.4 |
| Ghotki | 0.14 | 0.6 | 0.13 | 0.6 | 0.13 | 0.6 | 0.12 | 0.6 |
| Sukkur | 0.43 | 1.8 | 0.43 | 2.0 | 0.42 | 1.8 | 0.39 | 1.9 |
| N. Feroze | 0.26 | 1.1 | 0.17 | 0.8 | 0.26 | 1.1 | 0.15 | 0.7 |
| Shaheed Benazir Abad | 0.09 | 0.4 | 0.08 | 0.4 | 0.09 | 0.4 | 0.07 | 0.3 |
| Jacobabad | 9.17 | 38.4 | 7.11 | 34.2 | 8.77 | 38.3 | 7.04 | 34.6 |
| Kashmore | 9.38 | 39.3 | 9.50 | 45.7 | 9.04 | 39.5 | 9.40 | 46.1 |
| Shikarpur | 0.07 | 0.3 | 0.01 | 0.0 | 0.06 | 0.3 | 0.01 | 0.0 |
| Larkana | 1.70 | 7.1 | 1.41 | 6.8 | 1.66 | 7.3 | 1.40 | 6.9 |
| Kambar Shahdat Kot | 0.34 | 1.4 | 0.20 | 1.0 | 0.33 | 1.4 | 0.18 | 0.9 |
| Sanghar | 0.00 | 0.0 | 0.00 | 0.0 | 0.00 | 0.0 | 0.00 | 0.0 |
| Tharparkar | 0.00 | 0.0 | 0.00 | 0.0 | 0.00 | 0.0 | 0.00 | 0.0 |
| Mirpurkhas | 0.00 | 0.0 | 0.00 | 0.0 | 0.00 | 0.0 | 0.00 | 0.0 |
| Umarkot | 0.00 | 0.0 | 0.00 | 0.0 | 0.00 | 0.0 | 0.00 | 0.0 |
| Dadu | 0.30 | 1.3 | 0.20 | 1.0 | 0.28 | 1.2 | 0.20 | 1.0 |
| Jamshoro | 1.14 | 4.8 | 0.78 | 3.8 | 1.01 | 4.4 | 0.73 | 3.6 |
| Hyderabad | 0.00 | 0.0 | 0.00 | 0.0 | 0.00 | 0.0 | 0.00 | 0.0 |
| Matiari | 0.38 | 1.6 | 0.45 | 2.1 | 0.37 | 1.6 | 0.40 | 2.0 |
| Tando Allahyar | 0.00 | 0.0 | 0.00 | 0.0 | 0.00 | 0.0 | 0.00 | 0.0 |
| T.M.Khan | 0.01 | 0.0 | 0.01 | 0.0 | 0.01 | 0.0 | 0.01 | 0.0 |
| Badin | 0.00 | 0.0 | 0.00 | 0.0 | 0.00 | 0.0 | 0.00 | 0.0 |
| Thatta | 0.00 | 0.0 | 0.00 | 0.0 | 0.00 | 0.0 | 0.00 | 0.0 |
| Karachi | 0.00 | 0.0 | 0.00 | 0.0 | 0.00 | 0.0 | 0.00 | 0.0 |
| Total | 23.87 | | 20.80 | | 22.88 | | 20.37 | |
| KPK | | | | | | | | |
| Bannu | 0.39 | 2.2 | 0.32 | 1.2 | 0.25 | 2.9 | 0.20 | 1.5 |
| Lakki Marwat | 7.87 | 43.9 | 8.14 | 32.1 | 3.21 | 37.5 | 3.34 | 25.9 |
| D.Ikhan | 3.67 | 20.5 | 8.41 | 33.1 | 2.90 | 33.9 | 6.43 | 49.8 |
| Tank | 1.30 | 7.2 | 4.21 | 16.6 | 0.36 | 4.2 | 1.22 | 9.5 |
| Abbottabad | 0.00 | 0.0 | 0.00 | 0.0 | 0.00 | 0.0 | 0.00 | 0.0 |
| Battagram | 0.00 | 0.0 | 0.00 | 0.0 | 0.00 | 0.0 | 0.00 | 0.0 |
| Haripur | 0.00 | 0.0 | 0.00 | 0.0 | 0.00 | 0.0 | 0.00 | 0.0 |
| Kohistan | 0.00 | 0.0 | 0.00 | 0.0 | 0.00 | 0.0 | 0.00 | 0.0 |
| Mansehra | 0.00 | 0.0 | 0.00 | 0.0 | 0.00 | 0.0 | 0.00 | 0.0 |
| Kohat | 0.00 | 0.0 | 0.00 | 0.0 | 0.00 | 0.0 | 0.00 | 0.0 |
| Karak | 1.74 | 9.7 | 1.39 | 5.5 | 0.52 | 6.0 | 0.42 | 3.2 |
| Hangu | 0.00 | 0.0 | 0.00 | 0.0 | 0.00 | 0.0 | 0.00 | 0.0 |
| Mardan | 0.00 | 0.0 | 0.00 | 0.0 | 0.00 | 0.0 | 0.00 | 0.0 |
| Sawabi | 0.01 | 0.0 | 0.01 | 0.0 | 0.01 | 0.1 | 0.00 | 0.0 |
| Bunir | 0.00 | 0.0 | 0.00 | 0.0 | 0.00 | 0.0 | 0.00 | 0.0 |
| Chitral | 0.00 | 0.0 | 0.00 | 0.0 | 0.00 | 0.0 | 0.00 | 0.0 |
| Malakand | 0.00 | 0.0 | 0.00 | 0.0 | 0.00 | 0.0 | 0.00 | 0.0 |
| Dir Lower | 0.00 | 0.0 | 0.00 | 0.0 | 0.00 | 0.0 | 0.00 | 0.0 |
| Dir Upper | 0.00 | 0.0 | 0.00 | 0.0 | 0.00 | 0.0 | 0.00 | 0.0 |
| Shangla | 0.00 | 0.0 | 0.00 | 0.0 | 0.00 | 0.0 | 0.00 | 0.0 |
| Swat | 0.00 | 0.0 | 0.00 | 0.0 | 0.00 | 0.0 | 0.00 | 0.0 |

| | | | | | | | | |
|----------------|--------------|------|--------------|------|-------------|------|--------------|------|
| Peshawar | 0.00 | 0.0 | 0.00 | 0.0 | 0.00 | 0.0 | 0.00 | 0.0 |
| Charsada | 0.00 | 0.0 | 0.00 | 0.0 | 0.00 | 0.0 | 0.00 | 0.0 |
| Nowshera | 0.01 | 0.0 | 0.01 | 0.0 | 0.01 | 0.1 | 0.01 | 0.0 |
| Bajour | 0.00 | 0.0 | 0.00 | 0.0 | 0.00 | 0.0 | 0.00 | 0.0 |
| Khyber | 0.00 | 0.0 | 0.00 | 0.0 | 0.00 | 0.0 | 0.00 | 0.0 |
| Kurram | 0.00 | 0.0 | 0.00 | 0.0 | 0.00 | 0.0 | 0.00 | 0.0 |
| Muhmand | 0.00 | 0.0 | 0.00 | 0.0 | 0.00 | 0.0 | 0.00 | 0.0 |
| N. Waziristan | 0.00 | 0.0 | 0.00 | 0.0 | 0.00 | 0.0 | 0.00 | 0.0 |
| S. Waziristan | 0.00 | 0.0 | 0.00 | 0.0 | 0.00 | 0.0 | 0.00 | 0.0 |
| Oriakzai | 0.00 | 0.0 | 0.00 | 0.0 | 0.00 | 0.0 | 0.00 | 0.0 |
| SD Bannu | 2.94 | 16.4 | 2.90 | 11.4 | 1.31 | 15.3 | 1.30 | 10.0 |
| SD D.I. Khan | 0.00 | 0.0 | 0.00 | 0.0 | 0.00 | 0.0 | 0.00 | 0.0 |
| SD Hassan Khel | 0.00 | 0.0 | 0.00 | 0.0 | 0.00 | 0.0 | 0.00 | 0.0 |
| SD Kohat | 0.00 | 0.0 | 0.00 | 0.0 | 0.00 | 0.0 | 0.00 | 0.0 |
| TOTAL | 17.93 | | 25.39 | | 8.57 | | 12.92 | |

BALUCHISTAN

| | | | | | | | | |
|-----------------|---------------|------|---------------|------|---------------|------|---------------|------|
| Quetta | 0.00 | 0.0 | 0.00 | 0.0 | 0.00 | 0.0 | 0.00 | 0.0 |
| Pishin | 0.00 | 0.0 | 0.00 | 0.0 | 0.00 | 0.0 | 0.00 | 0.0 |
| K. Abdullah | 0.00 | 0.0 | 0.00 | 0.0 | 0.00 | 0.0 | 0.00 | 0.0 |
| Chagai | 0.00 | 0.0 | 0.00 | 0.0 | 0.00 | 0.0 | 0.00 | 0.0 |
| Nushki | 0.00 | 0.0 | 0.00 | 0.0 | 0.00 | 0.0 | 0.00 | 0.0 |
| Loralai | 0.00 | 0.0 | 0.00 | 0.0 | 0.00 | 0.0 | 0.00 | 0.0 |
| Musa Khail | 0.02 | 0.1 | 0.03 | 0.1 | 0.01 | 0.0 | 0.01 | 0.0 |
| Barkhan | 0.00 | 0.0 | 0.00 | 0.0 | 0.00 | 0.0 | 0.00 | 0.0 |
| Zhob | 0.00 | 0.0 | 0.00 | 0.0 | 0.00 | 0.0 | 0.00 | 0.0 |
| Sherani | 0.00 | 0.0 | 0.00 | 0.0 | 0.00 | 0.0 | 0.00 | 0.0 |
| Killa Saifullah | 0.00 | 0.0 | 0.00 | 0.0 | 0.00 | 0.0 | 0.00 | 0.0 |
| Sibi | 0.00 | 0.0 | 0.00 | 0.0 | 0.00 | 0.0 | 0.00 | 0.0 |
| Harnai | 0.00 | 0.0 | 0.00 | 0.0 | 0.00 | 0.0 | 0.00 | 0.0 |
| Ziarat | 0.00 | 0.0 | 0.00 | 0.0 | 0.00 | 0.0 | 0.00 | 0.0 |
| Kohlu | 0.00 | 0.0 | 0.00 | 0.0 | 0.00 | 0.0 | 0.00 | 0.0 |
| Dera Bughti | 1.09 | 2.6 | 2.72 | 5.3 | 0.65 | 1.9 | 1.35 | 3.5 |
| Nasirabad | 16.62 | 40.5 | 16.70 | 32.5 | 14.13 | 41.1 | 13.81 | 36.0 |
| Jaffarabad | 23.21 | 56.6 | 23.25 | 45.2 | 19.58 | 56.9 | 19.22 | 50.1 |
| Kachhi | 0.04 | 0.1 | 0.53 | 1.0 | 0.03 | 0.1 | 0.26 | 0.7 |
| Bolan | 0.00 | 0.0 | 0.00 | 0.0 | 0.00 | 0.0 | 3.66 | 9.6 |
| Jhal Magsi | 0.00 | 0.0 | 8.20 | 15.9 | 0.00 | 0.0 | 0.00 | 0.0 |
| Kalat | 0.00 | 0.0 | 0.00 | 0.0 | 0.00 | 0.0 | 0.00 | 0.0 |
| Mastung | 0.00 | 0.0 | 0.00 | 0.0 | 0.00 | 0.0 | 0.00 | 0.0 |
| Khuzdar | 0.00 | 0.0 | 0.00 | 0.0 | 0.00 | 0.0 | 0.00 | 0.0 |
| Awaran | 0.00 | 0.0 | 0.00 | 0.0 | 0.00 | 0.0 | 0.00 | 0.0 |
| Kharan | 0.00 | 0.0 | 0.00 | 0.0 | 0.00 | 0.0 | 0.00 | 0.0 |
| Washuk | 0.00 | 0.0 | 0.00 | 0.0 | 0.00 | 0.0 | 0.00 | 0.0 |
| Lasbela | 0.00 | 0.0 | 0.00 | 0.0 | 0.00 | 0.0 | 0.00 | 0.0 |
| Turbat | 0.00 | 0.0 | 0.00 | 0.0 | 0.00 | 0.0 | 0.00 | 0.0 |
| Panjgoor | 0.03 | 0.1 | 0.02 | 0.0 | 0.02 | 0.1 | 0.02 | 0.0 |
| Gwadar | 0.00 | 0.0 | 0.00 | 0.0 | 0.00 | 0.0 | 0.00 | 0.0 |
| Total | 41.00 | | 51.45 | | 34.41 | | 38.33 | |
| PAKISTAN | 861.82 | | 842.74 | | 315.87 | | 243.62 | |

Table No. 14
DISTRICT-WISE AREA AND PRODUCTION OF MUNG CROP

| Province/ District | (Area in Hectares) | | (Production in Tonnes) | |
|-----------------------|--------------------|---------------|------------------------|---------------|
| | 2021-22 | 2022-23 | 2021-22 | 2022-23 |
| PAKISTAN | 301754 | 217858 | 263748 | 134986 |
| PUNJAB | | | | |
| Attock | 70 | 88 | 29 | 50 |
| Rawalpindi | 0 | 0 | 0 | 0 |
| Islamabad | 0 | 0 | 0 | 0 |
| Jhelum | 538 | 0 | 201 | 0 |
| Chakwal | 485 | 35 | 163 | 10 |
| Sargodha | 174 | 63 | 98 | 32 |
| Khushab | 3718 | 999 | 1883 | 599 |
| Mianwali | 88320 | 65635 | 80045 | 52377 |
| Bhakkar | 99146 | 68643 | 82198 | 28947 |
| Faisalabad | 20 | 41 | 18 | 29 |
| Toba Tek Singh | 1402 | 1046 | 1442 | 1228 |
| Jhang | 296 | 153 | 205 | 86 |
| Chiniot | 141 | 41 | 169 | 55 |
| Gujrat | 0 | 0 | 0 | 0 |
| M.B. Din | 0 | 68 | 0 | 67 |
| Sialkot | 0 | 0 | 0 | 0 |
| Narowal | 0 | 0 | 0 | 0 |
| Gujranwala | 0 | 0 | 0 | 0 |
| Hafizabad | 0 | 0 | 0 | 0 |
| Sheikhupura | 2 | 3 | 2 | 2 |
| Nankana Sahib | 0 | 19 | 0 | 8 |
| Lahore | 0 | 0 | 0 | 0 |
| Kasur | 159 | 0 | 94 | 0 |
| Okara | 89 | 142 | 83 | 135 |
| Sahiwal | 4928 | 2400 | 4614 | 1680 |
| Pakpattan | 3475 | 1571 | 2433 | 1066 |
| Multan | 489 | 121 | 323 | 40 |
| Lodhran | 1972 | 1875 | 2157 | 1871 |
| Khanewal | 6740 | 2679 | 5022 | 1363 |
| Vehari | 4552 | 3951 | 4108 | 2528 |
| M. Garh | 5164 | 3409 | 4957 | 4000 |
| Layyah | 32934 | 28702 | 36703 | 14754 |
| D.G. Khan | 243 | 0 | 206 | 0 |
| Rajanpur | 12914 | 6715 | 16845 | 9683 |
| Bahawalpur | 3560 | 2239 | 2793 | 1375 |
| Rahimyar Khan | 3016 | 2097 | 2455 | 1818 |
| Bahawalnagar | 634 | 54 | 526 | 17 |
| Total | 275181 | 192789 | 249772 | 123820 |

DISTRICT-WISE AREA AND PRODUCTION OF MUNG CROP

| Province/ District | (Area in Hectares) | | (Production in Tonnes) | |
|-----------------------|--------------------|--------------|------------------------|-------------|
| | 2021-22 | 2022-23 | 2021-22 | 2022-23 |
| SINDH | | | | |
| Khairpur | 53 | 42 | 29 | 22 |
| Ghotki | 39 | 41 | 21 | 21 |
| Sukkur | 20 | 24 | 10 | 12 |
| N. Feroze | 288 | 318 | 126 | 134 |
| Shaheed Benazir Abad | 304 | 257 | 135 | 105 |
| Jacobabad | 0 | 0 | 0 | 0 |
| Kashmore | 20 | 23 | 10 | 12 |
| Shikarpur | 0 | 0 | 0 | 0 |
| Larkana | 0 | 0 | 0 | 0 |
| Kambar Shahdat Kot | 0 | 0 | 0 | 0 |
| Sanghar | 267 | 258 | 114 | 110 |
| Tharparkar | 11590 | 11941 | 4812 | 4981 |
| Mirpurkhas | 0 | 0 | 0 | 0 |
| Umarkot | 0 | 0 | 0 | 0 |
| Dadu | 0 | 0 | 0 | 0 |
| Jamshoro | 73 | 55 | 28 | 21 |
| Hyderabad | 22 | 2 | 9 | 1 |
| Matiari | 89 | 30 | 38 | 13 |
| Tando Allahyar | 139 | 0 | 67 | 0 |
| T.M.Khan | 0 | 0 | 0 | 0 |
| Badin | 187 | 15 | 93 | 8 |
| Thatta | 0 | 0 | 0 | 0 |
| Karachi | 0 | 0 | 0 | 0 |
| Total | 13091 | 13006 | 5492 | 5440 |
| KPK | | | | |
| Bannu | 0 | 0 | 0 | 0 |
| Lakki Marwat | 0 | 0 | 0 | 0 |
| D.Ikhan | 1336 | 832 | 908 | 557 |
| Tank | 0 | 0 | 0 | 0 |
| Abbottabad | 10 | 1 | 3 | 1 |
| Battagram | 0 | 0 | 0 | 0 |
| Haripur | 16 | 16 | 11 | 10 |
| Kohistan | 0 | 0 | 0 | 0 |
| Mansehra | 0 | 0 | 0 | 0 |
| Kohat | 0 | 0 | 0 | 0 |
| Karak | 0 | 0 | 0 | 0 |
| Hangu | 170 | 91 | 121 | 70 |
| Mardan | 0 | 0 | 0 | 0 |
| Sawabi | 0 | 0 | 0 | 0 |
| Bunir | 109 | 329 | 26 | 131 |
| Chitral | 186 | 185 | 189 | 188 |
| Malakand | 0 | 0 | 0 | 0 |
| Dir Lower | 250 | 50 | 107 | 23 |
| Dir Upper | 104 | 108 | 64 | 69 |
| Shangla | 0 | 0 | 0 | 0 |
| Swat | 0 | 18 | 0 | 10 |
| Peshawar | 0 | 0 | 0 | 0 |

| | | | | |
|--------------------|-------------|-------------|-------------|-------------|
| Charsada | 0 | 0 | 0 | 0 |
| Nowshera | 0 | 0 | 0 | 0 |
| Bajour | 199 | 206 | 93 | 100 |
| Khyber | 158 | 161 | 93 | 94 |
| Kurram | 3530 | 3523 | 2405 | 2383 |
| Muhmand | 45 | 47 | 27 | 29 |
| N. Waziristan | 0 | 0 | 0 | 0 |
| S. Waziristan | 0 | 0 | 0 | 0 |
| Oriakzai | 289 | 305 | 155 | 165 |
| SD Bannu | 0 | 0 | 0 | 0 |
| SD D.I. Khan | 0 | 0 | 0 | 0 |
| SD Hassan Khel | 14 | 16 | 8 | 10 |
| SD Kohat | 85 | 84 | 46 | 47 |
| Total | 6501 | 5972 | 4256 | 3887 |
| BALUCHISTAN | | | | |
| Quetta | 0 | 0 | 0 | 0 |
| Pishin | 0 | 0 | 0 | 0 |
| K. Abdullah | 0 | 0 | 0 | 0 |
| Chagai | 0 | 0 | 0 | 0 |
| Nushki | 0 | 0 | 0 | 0 |
| Loralai | 218 | 239 | 133 | 61 |
| Musa Khail | 376 | 397 | 199 | 192 |
| Barkhan | 245 | 364 | 123 | 169 |
| Zhob | 48 | 46 | 41 | 25 |
| Sherani | 0 | 0 | 0 | 0 |
| Killa Saifullah | 23 | 35 | 11 | 12 |
| Sibi | 382 | 419 | 161 | 85 |
| Harnai | 22 | 16 | 25 | 17 |
| Ziarat | 0 | 0 | 0 | 0 |
| Kohlu | 60 | 100 | 42 | 66 |
| Dera Bughti | 117 | 309 | 106 | 244 |
| Nasirabad | 39 | 50 | 33 | 16 |
| Jaffarabad | 0 | 60 | 0 | 6 |
| Kachhi | 438 | 213 | 249 | 0 |
| Jhal Magsi | 4013 | 2810 | 2192 | 0 |
| Kalat | 0 | 0 | 0 | 0 |
| Mastung | 0 | 0 | 0 | 0 |
| Khuzdar | 732 | 757 | 672 | 696 |
| Awaran | 157 | 166 | 142 | 150 |
| Kharan | 14 | 14 | 13 | 10 |
| Washuk | 45 | 55 | 38 | 51 |
| Lasbela | 0 | 0 | 0 | 0 |
| Turbat | 27 | 41 | 27 | 39 |
| Panjgoor | 25 | 0 | 21 | 0 |
| Gwadar | 0 | 0 | 0 | 0 |
| Total | 6981 | 6091 | 4228 | 1839 |

* = Nominal

Table No. 15
DISTRICT-WISE AREA AND PRODUCTION OF MASH CROP

| Province/ District | (Area in Hectares) | | (Production in Tonnes) | |
|-----------------------|--------------------|-------------|------------------------|-------------|
| | 2021-22 | 2022-23 | 2021-22 | 2022-23 |
| PAKISTAN | 8035 | 6960 | 6116 | 4239 |
| PUNJAB | | | | |
| Attock | 0 | 0 | 0 | 0 |
| Rawalpindi | 0 | 0 | 0 | 0 |
| Islamabad | 0 | 0 | 0 | 0 |
| Jhelum | 64 | 0 | 25 | 0 |
| Chakwal | 0 | 0 | 0 | 0 |
| Sargodha | 0 | 0 | 0 | 0 |
| Khushab | 0 | 0 | 0 | 0 |
| Mianwali | 0 | 0 | 0 | 0 |
| Bhakkar | 0 | 0 | 0 | 0 |
| Faisalabad | 0 | 0 | 0 | 0 |
| Toba Tek Singh | 0 | 0 | 0 | 0 |
| Jhang | 0 | 0 | 0 | 0 |
| Chiniot | 0 | 0 | 0 | 0 |
| Gujrat | 361 | 373 | 136 | 138 |
| M.B. Din | 0 | 0 | 0 | 0 |
| Sialkot | 0 | 0 | 0 | 0 |
| Narowal | 1275 | 1064 | 409 | 421 |
| Gujranwala | 0 | 0 | 0 | 0 |
| Hafizabad | 0 | 0 | 0 | 0 |
| Sheikhupura | 0 | 0 | 0 | 0 |
| Nankana Sahib | 0 | 0 | 0 | 0 |
| Lahore | 0 | 0 | 0 | 0 |
| Kasur | 0 | 0 | 0 | 0 |
| Okara | 0 | 0 | 0 | 0 |
| Sahiwal | 0 | 0 | 0 | 0 |
| Pakpattan | 0 | 0 | 0 | 0 |
| Multan | 0 | 0 | 0 | 0 |
| Lodhran | 0 | 0 | 0 | 0 |
| Khanewal | 0 | 0 | 0 | 0 |
| Vehari | 0 | 0 | 0 | 0 |
| M. Garh | 0 | 0 | 0 | 0 |
| Layyah | 0 | 0 | 0 | 0 |
| D.G. Khan | 0 | 0 | 0 | 0 |
| Rajanpur | 0 | 0 | 0 | 0 |
| Bahawalpur | 0 | 0 | 0 | 0 |
| Rahimyar Khan | 0 | 0 | 0 | 0 |
| Bahawalnagar | 0 | 0 | 0 | 0 |
| Total | 1700 | 1437 | 570 | 559 |

DISTRICT-WISE AREA AND PRODUCTION OF MASH CROP

| Province/ District | (Area in Hectares) | | (Production in Tonnes) | |
|-----------------------|--------------------|-----------|------------------------|-----------|
| | 2021-22 | 2022-23 | 2021-22 | 2022-23 |
| SINDH | | | | |
| Khairpur | 0 | 0 | 0 | 0 |
| Ghotki | 0 | 0 | 0 | 0 |
| Sukkur | 0 | 0 | 0 | 0 |
| N. Feroze | 0 | 0 | 0 | 0 |
| Shaheed Benazir Abad | 0 | 0 | 0 | 0 |
| Jacobabad | 0 | 0 | 0 | 0 |
| Kashmore | 0 | 0 | 0 | 0 |
| Shikarpur | 0 | 0 | 0 | 0 |
| Larkana | 0 | 0 | 0 | 0 |
| Kambar Shahdat Kot | 0 | 0 | 0 | 0 |
| Sanghar | 0 | 0 | 0 | 0 |
| Tharparkar | 0 | 0 | 0 | 0 |
| Mirpurkhas | 0 | 0 | 0 | 0 |
| Umarkot | 0 | 0 | 0 | 0 |
| Dadu | 0 | 0 | 0 | 0 |
| Jamshoro | 29 | 21 | 16 | 12 |
| Hyderabad | 0 | 0 | 0 | 0 |
| Matiari | 0 | 0 | 0 | 0 |
| Tando Allahyar | 0 | 0 | 0 | 0 |
| T.M.Khan | 0 | 0 | 0 | 0 |
| Badin | 0 | 0 | 0 | 0 |
| Thatta | 0 | 0 | 0 | 0 |
| Karachi | 0 | 0 | 0 | 0 |
| Total | 29 | 21 | 16 | 12 |
| KPK | | | | |
| Bannu | 0 | 0 | 0 | 0 |
| Lakki Marwat | 0 | 0 | 0 | 0 |
| D.Ikhan | 0 | 0 | 0 | 0 |
| Tank | 0 | 0 | 0 | 0 |
| Abbottabad | 4 | 0 | 2 | 0 |
| Battagram | 0 | 0 | 0 | 0 |
| Haripur | 0 | 0 | 0 | 0 |
| Kohistan | 0 | 0 | 0 | 0 |
| Mansehra | 10 | 8 | 6 | 5 |
| Kohat | 0 | 0 | 0 | 0 |
| Karak | 0 | 0 | 0 | 0 |
| Hangu | 0 | 0 | 0 | 0 |
| Mardan | 0 | 0 | 0 | 0 |
| Sawabi | 0 | 0 | 0 | 0 |
| Bunir | 14 | 24 | 8 | 14 |
| Chitral | 432 | 431 | 518 | 486 |
| Malakand | 0 | 0 | 0 | 0 |
| Dir Lower | 0 | 0 | 0 | 0 |
| Dir Upper | 66 | 70 | 76 | 85 |
| Shangla | 0 | 0 | 0 | 0 |
| Swat | 83 | 3 | 72 | 3 |
| Peshawar | 0 | 0 | 0 | 0 |

| | | | | |
|--------------------|-------------|-------------|-------------|-------------|
| Charsada | 0 | 0 | 0 | 0 |
| Nowshera | 0 | 0 | 0 | 0 |
| Bajour | 55 | 52 | 31 | 28 |
| Khyber | 0 | 0 | 0 | 0 |
| Kurram | 186 | 188 | 115 | 116 |
| Muhmand | 0 | 0 | 0 | 0 |
| N. Waziristan | 0 | 0 | 0 | 0 |
| S. Waziristan | 0 | 0 | 0 | 0 |
| Oriakzai | 65 | 73 | 42 | 49 |
| SD Bannu | 0 | 0 | 0 | 0 |
| SD D.I. Khan | 0 | 0 | 0 | 0 |
| SD Hassan Khel | 0 | 0 | 0 | 0 |
| SD Kohat | 0 | 0 | 0 | 0 |
| Total | 915 | 849 | 870 | 786 |
| BALUCHISTAN | | | | |
| Quetta | 0 | 0 | 0 | 0 |
| Pishin | 0 | 0 | 0 | 0 |
| K. Abdullah | 0 | 0 | 0 | 0 |
| Chagai | 495 | 503 | 568 | 134 |
| Nushki | 30 | 49 | 36 | 8 |
| Loralai | 259 | 241 | 189 | 55 |
| Musa Khail | 422 | 434 | 246 | 230 |
| Barkhan | 640 | 205 | 384 | 107 |
| Zhob | 120 | 116 | 77 | 43 |
| Sherani | 55 | 57 | 59 | 53 |
| Killa Saifullah | 45 | 62 | 23 | 15 |
| Sibi | 0 | 0 | 0 | 0 |
| Harnai | 23 | 23 | 30 | 29 |
| Ziarat | 0 | 0 | 0 | 0 |
| Kohlu | 132 | 115 | 92 | 72 |
| Dera Bughti | 23 | 74 | 21 | 52 |
| Nasirabad | 0 | 0 | 0 | 0 |
| Jaffarabad | 0 | 0 | 0 | 0 |
| Kachhi | 0 | 0 | 0 | 0 |
| Jhal Magsi | 1219 | 821 | 857 | 0 |
| Kalat | 0 | 0 | 0 | 0 |
| Mastung | 0 | 0 | 0 | 0 |
| Khuzdar | 1490 | 1515 | 1650 | 1677 |
| Awaran | 221 | 206 | 239 | 224 |
| Kharan | 37 | 37 | 44 | 0 |
| Washuk | 69 | 75 | 69 | 67 |
| Lasbela | 0 | 0 | 0 | 0 |
| Turbat | 32 | 38 | 39 | 46 |
| Panjgoor | 28 | 31 | 23 | 27 |
| Gwadar | 51 | 51 | 14 | 43 |
| Total | 5391 | 4653 | 4660 | 2882 |

Table No. 16
DISTRICT-WISE AREA AND PRODUCTION OF MASOOR CROP

| Province/ District | (Area in Hectares) | | (Production in Tonnes) | |
|-----------------------|--------------------|-------------|------------------------|-------------|
| | 2021-22 | 2022-23 | 2021-22 | 2022-23 |
| PAKISTAN | 6437 | 7428 | 3868 | 4668 |
| PUNJAB | | | | |
| Attock | 81 | 228 | 93 | 209 |
| Rawalpindi | 344 | 283 | 131 | 83 |
| Muree | 0 | 0 | 0 | 0 |
| Islamabad | 0 | 0 | 0 | 0 |
| Jhelum | 283 | 287 | 83 | 101 |
| Chakwal | 28 | 35 | 16 | 15 |
| Talagang | 0 | 0 | 0 | 0 |
| Sargodha | 0 | 0 | 0 | 0 |
| Khushab | 0 | 0 | 0 | 0 |
| Mianwali | 13 | 20 | 9 | 14 |
| Bhakkar | 13 | 0 | 5 | 0 |
| Faisalabad | 7 | 0 | 6 | 0 |
| Toba Tek Singh | 10 | 8 | 6 | 7 |
| Jhang | 0 | 0 | 0 | 0 |
| Chiniot | 0 | 0 | 0 | 0 |
| Gujrat | 10 | 113 | 3 | 51 |
| M.B. Din | 0 | 0 | 0 | 0 |
| Sialkot | 0 | 0 | 0 | 0 |
| Narowal | 4 | 59 | 2 | 34 |
| Gujranwala | 2 | 0 | 1 | 0 |
| Hafizabad | 0 | 0 | 0 | 0 |
| Wazirabad | | 0 | 0 | 0 |
| Sheikhupura | 0 | 0 | 0 | 0 |
| Nankana Sahib | 0 | 0 | 0 | 0 |
| Lahore | 0 | 0 | 0 | 0 |
| Kasur | 0 | 0 | 0 | 0 |
| Okara | 0 | 0 | 0 | 0 |
| Sahiwal | 0 | 0 | 0 | 0 |
| Pakpattan | 0 | 0 | 0 | 0 |
| Multan | 0 | 0 | 0 | 0 |
| Lodhran | 0 | 0 | 0 | 0 |
| Khanewal | 0 | 0 | 0 | 0 |
| Vehari | 0 | 0 | 0 | 0 |
| M. Garh | 0 | 0 | 0 | 0 |
| Kot Addu | | 0 | | 0 |
| Layyah | 0 | 0 | 0 | 0 |
| D.G. Khan | 0 | 0 | 0 | 0 |
| Rajanpur | 0 | 0 | 0 | 0 |
| Bahawalpur | 10 | 8 | 5 | 5 |
| Rahimyar Khan | 0 | 5 | 0 | 5 |
| Bahawalnagar | 0 | 0 | 0 | 0 |
| Total | 805 | 1046 | 360 | 524 |

DISTRICT-WISE AREA AND PRODUCTION OF MASOOR CROP

| Province/ District | (Area in Hectares) | | (Production in Tonnes) | |
|-----------------------|--------------------|------------|------------------------|------------|
| | 2021-22 | 2022-23 | 2021-22 | 2022-23 |
| SINDH | | | | |
| Khairpur | 68 | 79 | 41 | 48 |
| Ghotki | 17 | 20 | 10 | 12 |
| Sukkur | 33 | 32 | 21 | 21 |
| N. Feroze | 14 | 6 | 8 | 3 |
| Shaheed Benazir Abad | 0 | 0 | 0 | 0 |
| Jacobabad | 0 | 0 | 0 | 0 |
| Kashmore | 42 | 44 | 25 | 27 |
| Shikarpur | 19 | 0 | 12 | 0 |
| Larkana | 0 | 0 | 0 | 0 |
| Kambar Shahdat Kot | 212 | 131 | 126 | 78 |
| Sanghar | 0 | 0 | 0 | 0 |
| Tharparkar | 0 | 0 | 0 | 0 |
| Mirpurkhas | 0 | 0 | 0 | 0 |
| Umarkot | 0 | 0 | 0 | 0 |
| Dadu | 0 | 0 | 0 | 0 |
| Jamshoro | 104 | 93 | 64 | 57 |
| Hyderabad | 8 | 4 | 5 | 2 |
| Matiari | 152 | 97 | 99 | 63 |
| Tando Allahyar | 0 | 0 | 0 | 0 |
| T.M.Khan | 0 | 0 | 0 | 0 |
| Badin | 6 | 6 | 4 | 4 |
| Thatta | 25 | 20 | 16 | 13 |
| Karachi | 0 | 0 | 0 | 0 |
| Total | 700 | 532 | 431 | 328 |
| KPK | | | | |
| Bannu | 0 | 0 | 0 | 0 |
| Lakki Marwat | 95 | 99 | 51 | 54 |
| D.Ikhan | 0 | 0 | 0 | 0 |
| Tank | 789 | 1870 | 670 | 1498 |
| Abbottabad | 0 | 0 | 0 | 0 |
| Battagram | 0 | 0 | 0 | 0 |
| Haripur | 0 | 0 | 0 | 0 |
| Kohistan | 0 | 0 | 0 | 0 |
| Mansehra | 0 | 0 | 0 | 0 |
| Kohat | 0 | 0 | 0 | 0 |
| Karak | 0 | 0 | 0 | 0 |
| Hangu | 0 | 0 | 0 | 0 |
| Mardan | 0 | 0 | 0 | 0 |
| Sawabi | 0 | 0 | 0 | 0 |
| Bunir | 0 | 0 | 0 | 0 |
| Chitral | 216 | 218 | 332 | 334 |
| Malakand | 0 | 0 | 0 | 0 |
| Dir Lower | 0 | 0 | 0 | 0 |
| Dir Upper | 0 | 0 | 0 | 0 |
| Shangla | 0 | 0 | 0 | 0 |
| Swat | 0 | 0 | 0 | 0 |
| Peshawar | 0 | 0 | 0 | 0 |

| | | | | |
|--------------------|-------------|-------------|-------------|-------------|
| Charsada | 0 | 0 | 0 | 0 |
| Nowshera | 0 | 0 | 0 | 0 |
| Bajour | 1990 | 1960 | 842 | 829 |
| Khyber | 0 | 0 | 0 | 0 |
| Kurram | 0 | 0 | 0 | 0 |
| Muhmand | 0 | 0 | 0 | 0 |
| N. Waziristan | 0 | 0 | 0 | 0 |
| S. Waziristan | 0 | 0 | 0 | 0 |
| Oriakzai | 0 | 0 | 0 | 0 |
| SD Bannu | 0 | 0 | 0 | 0 |
| SD D.I. Khan | 0 | 0 | 0 | 0 |
| SD Hassan Khel | 0 | 0 | 0 | 0 |
| SD Kohat | 0 | 0 | 0 | 0 |
| Total | 3090 | 4147 | 1895 | 2715 |
| BALUCHISTAN | | | | |
| Quetta | 0 | 0 | 0 | 0 |
| Pishin | 0 | 0 | 0 | 0 |
| K. Abdullah | 0 | 0 | 0 | 0 |
| Chagai | 0 | 0 | 0 | 0 |
| Nushki | 0 | 0 | 0 | 0 |
| Loralai | 0 | 0 | 0 | 0 |
| Musa Khail | 0 | 0 | 0 | 0 |
| Barkhan | 0 | 0 | 0 | 0 |
| Zhob | 0 | 0 | 0 | 0 |
| Sherani | 0 | 0 | 0 | 0 |
| Killa Saifullah | 0 | 0 | 0 | 0 |
| Sibi | 0 | 0 | 0 | 0 |
| Harnai | 0 | 0 | 0 | 0 |
| Ziarat | 0 | 0 | 0 | 0 |
| Kohlu | 50 | 85 | 26 | 45 |
| Dera Bughti | 0 | 0 | 0 | 0 |
| Nasirabad | 1625 | 1510 | 1087 | 1010 |
| Jaffarabad | 13 | 14 | 7 | 8 |
| Kachhi | 0 | 0 | 0 | 0 |
| Bolan | 0 | 0 | 0 | 0 |
| Jhal Magsi | 0 | 0 | 0 | 0 |
| Kalat | 0 | 0 | 0 | 0 |
| Mastung | 0 | 0 | 0 | 0 |
| Khuzdar | 0 | 0 | 0 | 0 |
| Awaran | 0 | 0 | 0 | 0 |
| Kharan | 0 | 0 | 0 | 0 |
| Washuk | 25 | 34 | 10 | 15 |
| Lasbela | 0 | 0 | 0 | 0 |
| Turbat | 0 | 0 | 0 | 0 |
| Panjgoor | 129 | 60 | 52 | 23 |
| Gwadar | 0 | 0 | 0 | 0 |
| Total | 1842 | 1703 | 1182 | 1101 |

Table No. 17
DISTRICT-WISE AREA AND PRODUCTION OF MATTAR CROP

| Province/ District | (Area in Hectares) | | (Production in Tonnes) | |
|-----------------------|--------------------|--------------|------------------------|--------------|
| | 2021-22 | 2022-23 | 2021-22 | 2022-23 |
| PAKISTAN | 33628 | 28005 | 22086 | 18757 |
| PUNJAB | | | | |
| Attock | 0 | 0 | 0 | 0 |
| Rawalpindi | 0 | 0 | 0 | 0 |
| Muree | 0 | 0 | 0 | 0 |
| Islamabad | 0 | 0 | 0 | 0 |
| Jhelum | 0 | 0 | 0 | 0 |
| Chakwal | 0 | 0 | 0 | 0 |
| Talagang | 0 | 0 | 0 | 0 |
| Sargodha | 57 | 0 | 29 | 0 |
| Khushab | 30 | 49 | 16 | 58 |
| Mianwali | 0 | 0 | 0 | 0 |
| Bhakkar | 0 | 0 | 0 | 0 |
| Faisalabad | 41 | 24 | 36 | 20 |
| Toba Tek Singh | 40 | 28 | 54 | 34 |
| Jhang | 11 | 10 | 11 | 10 |
| Chiniot | 451 | 203 | 530 | 205 |
| Gujrat | 28 | 0 | 20 | 0 |
| M.B. Din | 0 | 0 | 0 | 0 |
| Sialkot | 101 | 0 | 79 | 0 |
| Narowal | 0 | 0 | 0 | 0 |
| Gujranwala | 142 | 0 | 113 | 0 |
| Hafizabad | 81 | 0 | 52 | 0 |
| Wazirabad | | 0 | | 0 |
| Sheikhupura | 263 | 0 | 208 | 0 |
| Nankana Sahib | 34 | 0 | 26 | 0 |
| Lahore | 0 | 0 | 0 | 0 |
| Kasur | 58 | 69 | 52 | 123 |
| Okara | 407 | 291 | 555 | 406 |
| Sahiwal | 244 | 198 | 551 | 542 |
| Pakpattan | 109 | 220 | 158 | 337 |
| Multan | 89 | 89 | 100 | 97 |
| Lodhran | 0 | 0 | 0 | 0 |
| Khanewal | 67 | 73 | 83 | 120 |
| Vehari | 16 | 14 | 18 | 17 |
| M. Garh | 12 | 0 | 11 | 0 |
| Kot Addu | 0 | 0 | 0 | 0 |
| Layyah | 16 | 0 | 16 | 0 |
| D.G. Khan | 0 | 0 | 0 | 0 |
| Rajanpur | 0 | 0 | 0 | 0 |
| Bahawalpur | 0 | 0 | 0 | 0 |
| Rahimyar Khan | 0 | 0 | 0 | 0 |
| Bahawalnagar | 0 | 0 | 0 | 0 |
| Total | 2297 | 1268 | 2718 | 1969 |

DISTRICT-WISE AREA AND PRODUCTION OF MATTAR CROP

| Province/ District | (Area in Hectares) | | (Production in Tonnes) | |
|-----------------------|--------------------|--------------|------------------------|-------------|
| | 2021-22 | 2022-23 | 2021-22 | 2022-23 |
| SINDH | | | | |
| Khairpur | 185 | 191 | 114 | 123 |
| Ghotki | 140 | 143 | 87 | 88 |
| Sukkur | 672 | 662 | 432 | 450 |
| N. Feroze | 302 | 288 | 176 | 170 |
| Shaheed Benazir Abad | 14 | 10 | 9 | 6 |
| Jacobabad | 6791 | 3145 | 4048 | 2021 |
| Kashmore | 10064 | 10170 | 6367 | 6212 |
| Shikarpur | 413 | 5 | 285 | 3 |
| Larkana | 276 | 244 | 184 | 166 |
| Kambar Shahdat Kot | 599 | 395 | 382 | 256 |
| Sanghar | 0 | 0 | 0 | 0 |
| Tharparkar | 0 | 0 | 0 | 0 |
| Mirpurkhas | 0 | 0 | 0 | 0 |
| Umarkot | 0 | 0 | 0 | 0 |
| Dadu | 142 | 38 | 91 | 23 |
| Jamshoro | 130 | 103 | 88 | 70 |
| Hyderabad | 7 | 12 | 5 | 8 |
| Matiari | 102 | 0 | 70 | 0 |
| Tando Allahyar | 0 | 0 | 0 | 0 |
| T.M.Khan | 0 | 0 | 0 | 0 |
| Badin | 9 | 9 | 5 | 5 |
| Thatta | 21 | 27 | 14 | 16 |
| Karachi | 12 | 0 | 7 | 0 |
| Total | 19879 | 15442 | 12364 | 9617 |
| KPK | | | | |
| Bannu | 0 | 0 | 0 | 0 |
| Lakki Marwat | 0 | 0 | 0 | 0 |
| D.Ikhan | 79 | 243 | 167 | 512 |
| Tank | 0 | 0 | 0 | 0 |
| Abbottabad | 21 | 32 | 14 | 22 |
| Battagram | 0 | 0 | 0 | 0 |
| Haripur | 106 | 106 | 109 | 108 |
| Kohistan | 0 | 0 | 0 | 0 |
| Mansehra | 156 | 164 | 79 | 84 |
| Kohat | 0 | 0 | 0 | 0 |
| Karak | 0 | 0 | 0 | 0 |
| Hangu | 0 | 0 | 0 | 0 |
| Mardan | 0 | 0 | 0 | 0 |
| Sawabi | 44 | 13 | 15 | 5 |
| Bunir | 0 | 0 | 0 | 0 |
| Chitral | 5 | 5 | 15 | 14 |
| Malakand | 19 | 16 | 19 | 16 |
| Dir Lower | 0 | 0 | 0 | 0 |
| Dir Upper | 0 | 0 | 0 | 0 |
| Shangla | 0 | 0 | 0 | 0 |
| Swat | 0 | 0 | 0 | 0 |
| Peshawar | 0 | 0 | 0 | 0 |

| | | | | |
|--------------------|--------------|-------------|-------------|-------------|
| Charsada | 0 | 0 | 0 | 0 |
| Nowshera | 15 | 16 | 9 | 10 |
| Bajour | 301 | 307 | 155 | 164 |
| Khyber | 343 | 345 | 212 | 215 |
| Kurram | 96 | 98 | 94 | 95 |
| Muhmand | 0 | 0 | 0 | 0 |
| N. Waziristan | 0 | 0 | 0 | 0 |
| S. Waziristan | 0 | 0 | 0 | 0 |
| Oriakzai | 20 | 21 | 17 | 18 |
| SD Bannu | 0 | 0 | 0 | 0 |
| SD D.I. Khan | 0 | 0 | 0 | 0 |
| SD Hassan Khel | 14 | 14 | 10 | 9 |
| SD Kohat | 16 | 13 | 12 | 9 |
| Total | 1235 | 1393 | 927 | 1280 |
| BALUCHISTAN | | | | |
| Quetta | 0 | 0 | 0 | 0 |
| Pishin | 0 | 0 | 0 | 0 |
| K. Abdullah | 0 | 0 | 0 | 0 |
| Chagai | 0 | 0 | 0 | 0 |
| Nushki | 21 | 24 | 13 | 15 |
| Loralai | 0 | 0 | 0 | 0 |
| Musa Khail | 0 | 0 | 0 | 0 |
| Barkhan | 0 | 0 | 0 | 0 |
| Zhob | 0 | 0 | 0 | 0 |
| Sherani | 0 | 0 | 0 | 0 |
| Killa Saifullah | 0 | 0 | 0 | 0 |
| Sibi | 0 | 0 | 0 | 0 |
| Harnai | 0 | 0 | 0 | 0 |
| Ziarat | 0 | 8 | 0 | 3 |
| Kohlu | 0 | 0 | 0 | 0 |
| Dera Bughti | 0 | 0 | 0 | 0 |
| Nasirabad | 5210 | 4869 | 3137 | 2935 |
| Jaffarabad | 4740 | 4750 | 2797 | 2803 |
| Kachhi | 0 | 0 | 0 | 0 |
| Bolan | 0 | 0 | 0 | 0 |
| Jhal Magsi | 0 | 0 | 0 | 0 |
| Kalat | 0 | 0 | 0 | 0 |
| Mastung | 0 | 0 | 0 | 0 |
| Khuzdar | 55 | 67 | 27 | 34 |
| Awaran | 85 | 87 | 37 | 38 |
| Kharan | 0 | 0 | 0 | 0 |
| Washuk | 0 | 0 | 0 | 0 |
| Lasbela | 64 | 66 | 45 | 46 |
| Turbat | 0 | 0 | 0 | 0 |
| Panjgoor | 42 | 31 | 21 | 17 |
| Gwadar | 0 | 0 | 0 | 0 |
| Total | 10217 | 9902 | 6077 | 5891 |

Table No. 18
DISTRICT-WISE AREA AND PRODUCTION OF O.K PULSES CROP

| Province/ District | (Area in Hectares) | | (Production in Tonnes) | |
|-----------------------|--------------------|--------------|------------------------|--------------|
| | 2021-22 | 2022-23 | 2021-22 | 2022-23 |
| PAKISTAN | 29112 | 30325 | 14686 | 13996 |
| PUNJAB | | | | |
| Attock | 0 | 0 | 0 | 0 |
| Rawalpindi | 0 | 0 | 0 | 0 |
| Islamabad | 0 | 0 | 0 | 0 |
| Jhelum | 0 | 0 | 0 | 0 |
| Chakwal | 0 | 0 | 0 | 0 |
| Sargodha | 0 | 0 | 0 | 0 |
| Khushab | 0 | 0 | 0 | 0 |
| Mianwali | 0 | 0 | 0 | 0 |
| Bhakkar | 433 | 626 | 231 | 336 |
| Faisalabad | 0 | 0 | 0 | 0 |
| Toba Tek Singh | 0 | 0 | 0 | 0 |
| Jhang | 0 | 0 | 0 | 0 |
| Chiniot | 0 | 0 | 0 | 0 |
| Gujrat | 0 | 0 | 0 | 0 |
| M.B. Din | 0 | 0 | 0 | 0 |
| Sialkot | 0 | 0 | 0 | 0 |
| Narowal | 0 | 0 | 0 | 0 |
| Gujranwala | 0 | 0 | 0 | 0 |
| Hafizabad | 0 | 0 | 0 | 0 |
| Sheikhupura | 0 | 0 | 0 | 0 |
| Nankana Sahib | 0 | 0 | 0 | 0 |
| Lahore | 0 | 0 | 0 | 0 |
| Kasur | 0 | 0 | 0 | 0 |
| Okara | 0 | 0 | 0 | 0 |
| Sahiwal | 0 | 0 | 0 | 0 |
| Pakpattan | 0 | 0 | 0 | 0 |
| Multan | 0 | 0 | 0 | 0 |
| Lodhran | 0 | 0 | 0 | 0 |
| Khanewal | 0 | 0 | 0 | 0 |
| Vehari | 0 | 0 | 0 | 0 |
| M. Garh | 10 | 8 | 7 | 5 |
| Layyah | 0 | 0 | 0 | 0 |
| D.G. Khan | 21 | 0 | 11 | 0 |
| Rajapur | 0 | 0 | 0 | 0 |
| Bahawalpur | 0 | 20 | 0 | 14 |
| Rahimyar Khan | 9 | 0 | 7 | 0 |
| Bahawalnagar | 0 | 0 | 0 | 0 |
| Total | 473 | 654 | 256 | 355 |

DISTRICT-WISE AREA AND PRODUCTION OF O.K PULSES CROP

| Province/ District | (Area in Hectares) | | (Production in Tonnes) | |
|-----------------------|--------------------|--------------|------------------------|--------------|
| | 2021-22 | 2022-23 | 2021-22 | 2022-23 |
| SINDH | | | | |
| Khairpur | 0 | 0 | 0 | 0 |
| Ghotki | 0 | 0 | 0 | 0 |
| Sukkur | 0 | 0 | 0 | 0 |
| N. Feroze | 0 | 0 | 0 | 0 |
| Shaheed Benazir Abad | 0 | 0 | 0 | 0 |
| Jacobabad | 0 | 0 | 0 | 0 |
| Kashmore | 0 | 0 | 0 | 0 |
| Shikarpur | 0 | 0 | 0 | 0 |
| Larkana | 0 | 0 | 0 | 0 |
| Kambar Shahdat Kot | 0 | 0 | 0 | 0 |
| Sanghar | 0 | 0 | 0 | 0 |
| Tharparkar | 24939 | 26517 | 11290 | 12004 |
| Mirpurkhas | 0 | 0 | 0 | 0 |
| Umarkot | 0 | 0 | 0 | 0 |
| Dadu | 0 | 0 | 0 | 0 |
| Jamshoro | 0 | 0 | 0 | 0 |
| Hyderabad | 0 | 0 | 0 | 0 |
| Matiari | 22 | 285 | 7 | 130 |
| Tando Allahyar | 0 | 0 | 0 | 0 |
| T.M.Khan | 0 | 0 | 0 | 0 |
| Badin | 0 | 0 | 0 | 0 |
| Thatta | 0 | 0 | 0 | 0 |
| Karachi | 0 | 0 | 0 | 0 |
| Total | 24961 | 26802 | 11297 | 12134 |
| KPK | | | | |
| Bannu | 0 | 0 | 0 | 0 |
| Lakki Marwat | 0 | 0 | 0 | 0 |
| D.Ikhan | 0 | 0 | 0 | 0 |
| Tank | 0 | 0 | 0 | 0 |
| Abbottabad | 20 | 14 | 7 | 5 |
| Battagram | 0 | 0 | 0 | 0 |
| Haripur | 141 | 134 | 39 | 36 |
| Kohistan | 0 | 0 | 0 | 0 |
| Mansehra | 34 | 21 | 11 | 9 |
| Kohat | 0 | 0 | 0 | 0 |
| Karak | 0 | 0 | 0 | 0 |
| Hangu | 0 | 0 | 0 | 0 |
| Mardan | 0 | 0 | 0 | 0 |
| Sawabi | 0 | 0 | 0 | 0 |
| Bunir | 0 | 0 | 0 | 0 |
| Chitral | 0 | 0 | 0 | 0 |
| Malakand | 0 | 0 | 0 | 0 |
| Dir Lower | 0 | 0 | 0 | 0 |
| Dir Upper | 0 | 0 | 0 | 0 |
| Shangla | 0 | 0 | 0 | 0 |
| Swat | 0 | 0 | 0 | 0 |
| Peshawar | 0 | 0 | 0 | 0 |

| | | | | |
|--------------------|-------------|-------------|-------------|-------------|
| Charsada | 0 | 0 | 0 | 0 |
| Nowshera | 0 | 0 | 0 | 0 |
| Bajour | 0 | 0 | 0 | 0 |
| Khyber | 0 | 0 | 0 | 0 |
| Kurram | 306 | 303 | 162 | 159 |
| Muhmand | 0 | 0 | 0 | 0 |
| N. Waziristan | 0 | 0 | 0 | 0 |
| S. Waziristan | 0 | 0 | 0 | 0 |
| Oriakzai | 42 | 47 | 23 | 27 |
| SD Bannu | 0 | 0 | 0 | 0 |
| SD D.I. Khan | 0 | 0 | 0 | 0 |
| SD Hassan Khel | 0 | 0 | 0 | 0 |
| SD Kohat | 0 | 0 | 0 | 0 |
| Total | 543 | 519 | 242 | 236 |
| BALUCHISTAN | | | | |
| Quetta | 0 | 0 | 0 | 0 |
| Pishin | 0 | 0 | 0 | 0 |
| K. Abdullah | 0 | 0 | 0 | 0 |
| Chagai | 0 | 0 | 0 | 0 |
| Loralai | 0 | 0 | 0 | 0 |
| Musa Khail | 0 | 0 | 0 | 0 |
| Barkhan | 0 | 0 | 0 | 0 |
| Zhob | 0 | 0 | 0 | 0 |
| Killa Saifullah | 0 | 0 | 0 | 0 |
| Sibi | 0 | 0 | 0 | 0 |
| Harnai | 0 | 0 | 0 | 0 |
| Ziarat | 266 | 296 | 278 | 112 |
| Kohlu | 0 | 0 | 0 | 0 |
| Dera Bughti | 0 | 0 | 0 | 0 |
| Nasirabad | 0 | 0 | 0 | 0 |
| Jaffarabad | 17 | 96 | 13 | 71 |
| Kachhi | 0 | 0 | 0 | 0 |
| Jhal Magsi | 826 | 0 | 635 | 82 |
| Kalat | 1328 | 477 | 929 | 0 |
| Mastung | 0 | 811 | 0 | 0 |
| Khuzdar | 0 | 0 | 0 | 0 |
| Awaran | 664 | 0 | 997 | 1006 |
| Kharan | 0 | 670 | 0 | 0 |
| Washuk | 0 | 0 | 0 | 0 |
| Lasbela | 0 | 0 | 0 | 0 |
| Turbat | 0 | 0 | 0 | 0 |
| Panjgoor | 0 | 0 | 0 | 0 |
| Gwadar | 34 | 0 | 39 | 0 |
| Total | 3135 | 2350 | 2891 | 1271 |

Table No. 19
DISTRICT-WISE AREA AND PRODUCTION OF O.R PULSES CROP

| Province/ District | (Area in Hectares) | | (Production in Tonnes) | |
|-----------------------|--------------------|------------|------------------------|-----------|
| | 2021-22 | 2022-23 | 2021-22 | 2022-23 |
| PAKISTAN | 274 | 206 | 122 | 94 |
| PUNJAB | NOT GROWN | | NOT GROWN | |

| Province/ District | (Area in Hectares) | | (Production in Tonnes) | |
|-----------------------|--------------------|-----------|------------------------|-----------|
| | 2021-22 | 2022-23 | 2021-22 | 2022-23 |
| SINDH | | | | |
| Khairpur | 0 | 0 | 0 | 0 |
| Ghotki | 0 | 0 | 0 | 0 |
| Sukkur | 0 | 0 | 0 | 0 |
| N. Feroze | 0 | 0 | 0 | 0 |
| Shaheed Benazir Abad | 0 | 0 | 0 | 0 |
| Jacobabad | 0 | 0 | 0 | 0 |
| Kashmore | 0 | 0 | 0 | 0 |
| Shikarpur | 0 | 0 | 0 | 0 |
| Larkana | 0 | 0 | 0 | 0 |
| Kambar Shahdat Kot | 0 | 0 | 0 | 0 |
| Sanghar | 0 | 0 | 0 | 0 |
| Tharparkar | 0 | 0 | 0 | 0 |
| Mirpurkhas | 0 | 0 | 0 | 0 |
| Umarkot | 0 | 55 | 0 | 23 |
| Dadu | 0 | 0 | 0 | 0 |
| Jamshoro | 0 | 0 | 0 | 0 |
| Hyderabad | 0 | 0 | 0 | 0 |
| Matiari | 118 | 0 | 50 | 0 |
| Tando Allahyar | 0 | 0 | 0 | 0 |
| T.M.Khan | 0 | 0 | 0 | 0 |
| Badin | 0 | 0 | 0 | 0 |
| Thatta | 0 | 0 | 0 | 0 |
| Karachi | 0 | 0 | 0 | 0 |
| Total | 118 | 55 | 50 | 23 |
| KPK | | | | |
| Bannu | 0 | 0 | 0 | 0 |
| Lakki Marwat | 0 | 0 | 0 | 0 |
| D.Ikhan | 0 | 0 | 0 | 0 |
| Tank | 0 | 0 | 0 | 0 |
| Abbottabad | 0 | 0 | 0 | 0 |
| Battagram | 0 | 0 | 0 | 0 |
| Haripur | 0 | 0 | 0 | 0 |
| Kohistan | 0 | 0 | 0 | 0 |
| Manshra | 0 | 0 | 0 | 0 |
| Kohat | 0 | 0 | 0 | 0 |

| | | | | |
|--------------------|------------------|------------|------------------|-----------|
| Karak | 0 | 0 | 0 | 0 |
| Hangu | 0 | 0 | 0 | 0 |
| Mardan | 0 | 0 | 0 | 0 |
| Sawabi | 0 | 0 | 0 | 0 |
| Bunir | 0 | 0 | 0 | 0 |
| Chitral | 0 | 0 | 0 | 0 |
| Malakand | 0 | 0 | 0 | 0 |
| Dir Lower | 0 | 0 | 0 | 0 |
| Dir Upper | 0 | 0 | 0 | 0 |
| Shangla | 0 | 0 | 0 | 0 |
| Swat | 0 | 0 | 0 | 0 |
| Peshawar | 0 | 0 | 0 | 0 |
| Charsada | 0 | 0 | 0 | 0 |
| Nowshera | 0 | 0 | 0 | 0 |
| Bajour | 156 | 151 | 72 | 71 |
| Khyber | 0 | 0 | 0 | 0 |
| Kurram | 0 | 0 | 0 | 0 |
| Muhmand | 0 | 0 | 0 | 0 |
| N. Waziristan | 0 | 0 | 0 | 0 |
| S. Waziristan | 0 | 0 | 0 | 0 |
| Oriakzai | 0 | 0 | 0 | 0 |
| SD Bannu | 0 | 0 | 0 | 0 |
| SD D.I. Khan | 0 | 0 | 0 | 0 |
| SD Hassan Khel | 0 | 0 | 0 | 0 |
| SD Kohat | 0 | 0 | 0 | 0 |
| Total | 156 | 151 | 72 | 71 |
| Balochistan | NOT GROWN | | NOT GROWN | |

Table No.20
DISTRICT-WISE AREA, PRODUCTION & PERCENTAGE OF
RAPE SEED & MUSTARD CROP

| Province/ | Area | | | | Production | | | |
|----------------|-------------------|------------|-------------------|------------|---------------|------------|---------------|------------|
| | 2021-22 | | 2022-23 | | 2021-22 | | 2022-23 | |
| | '000' hectares | % Share | '000' hectares | % Share | '000' Tons | % Share | '000' Tons | % Share |
| PUNJAB | | | | | | | | |
| Attock | 2.09 | 0.9 | 4.14 | 1.0 | 1.63 | 0.4 | 2.05 | 0.3 |
| Rawalpindi | 0.49 | 0.2 | 0.62 | 0.1 | 0.23 | 0.1 | 0.50 | 0.1 |
| Muree | 0.00 | 0.0 | 0.00 | 0.0 | 0.00 | 0.0 | 0.00 | 0.0 |
| Islamabad | 0.00 | 0.0 | 0.00 | 0.0 | 0.00 | 0.0 | 0.00 | 0.0 |
| Jhelum | 0.24 | 0.1 | 0.52 | 0.1 | 0.17 | 0.0 | 0.38 | 0.1 |
| Chakwal | 13.48 | 5.7 | 11.94 | 2.8 | 19.14 | 4.7 | 14.20 | 2.1 |
| Talagang | 0.00 | 0.0 | 3.84 | 0.9 | 0.00 | 0.0 | 2.95 | 0.4 |
| Sargodha | 2.83 | 1.2 | 6.63 | 1.6 | 5.07 | 1.3 | 9.68 | 1.5 |
| Khushab | 4.30 | 1.8 | 8.16 | 1.9 | 4.61 | 1.1 | 10.55 | 1.6 |
| Mianwali | 22.81 | 9.6 | 35.15 | 8.2 | 31.52 | 7.8 | 65.13 | 9.8 |
| Bhakkar | 21.98 | 9.3 | 38.19 | 8.9 | 30.93 | 7.7 | 40.58 | 6.1 |
| Faisalabad | 23.23 | 9.8 | 34.50 | 8.1 | 40.82 | 10.1 | 64.87 | 9.7 |
| Toba Tek Singh | 17.25 | 7.3 | 24.72 | 5.8 | 32.32 | 8.0 | 34.77 | 5.2 |
| Jhang | 5.04 | 2.1 | 11.25 | 2.6 | 11.69 | 2.9 | 17.14 | 2.6 |
| Chiniot | 1.60 | 0.7 | 0.92 | 0.2 | 2.65 | 0.7 | 1.38 | 0.2 |
| Gujrat | 2.35 | 1.0 | 2.53 | 0.6 | 1.77 | 0.4 | 1.66 | 0.2 |
| M.B. Din | 0.00 | 0.0 | 0.00 | 0.0 | 0.00 | 0.0 | 0.00 | 0.0 |
| Sialkot | 0.08 | 0.0 | 0.29 | 0.1 | 0.13 | 0.0 | 0.39 | 0.1 |
| Narowal | 0.07 | 0.0 | 0.10 | 0.0 | 0.05 | 0.0 | 0.11 | 0.0 |
| Gujranwala | 0.00 | 0.0 | 0.24 | 0.1 | 0.00 | 0.0 | 0.25 | 0.0 |
| Hafizabad | 0.00 | 0.0 | 0.00 | 0.0 | 0.00 | 0.0 | 0.00 | 0.0 |
| Wazirabad | 0.00 | 0.0 | 0.00 | 0.0 | 0.00 | 0.0 | 0.00 | 0.0 |
| Sheikhupura | 0.26 | 0.1 | 0.75 | 0.2 | 0.42 | 0.1 | 1.37 | 0.2 |
| Nankana Sahib | 1.93 | 0.8 | 3.35 | 0.8 | 2.83 | 0.7 | 4.85 | 0.7 |
| Lahore | 0.20 | 0.1 | 0.81 | 0.2 | 0.35 | 0.1 | 1.50 | 0.2 |
| Kasur | 5.70 | 2.4 | 12.62 | 3.0 | 10.62 | 2.6 | 16.41 | 2.5 |
| Okara | 7.89 | 3.3 | 15.08 | 3.5 | 15.19 | 3.8 | 27.07 | 4.1 |
| Sahiwal | 4.45 | 1.9 | 11.44 | 2.7 | 8.02 | 2.0 | 17.05 | 2.6 |
| Pakpattan | 0.87 | 0.4 | 5.27 | 1.2 | 1.23 | 0.3 | 7.80 | 1.2 |
| Multan | 0.14 | 0.1 | 1.08 | 0.3 | 0.26 | 0.1 | 2.27 | 0.3 |
| Lodhran | 1.25 | 0.5 | 3.45 | 0.8 | 1.99 | 0.5 | 5.44 | 0.8 |
| Khanewal | 6.48 | 2.7 | 22.39 | 5.2 | 12.65 | 3.1 | 35.46 | 5.3 |
| Vehari | 7.53 | 3.2 | 17.60 | 4.1 | 13.06 | 3.2 | 27.68 | 4.2 |
| M. Garh | 5.43 | 2.3 | 8.26 | 1.9 | 11.44 | 2.8 | 14.03 | 2.1 |
| Kot Addu | 0.00 | 0.0 | 1.90 | 0.4 | 0.00 | 0.0 | 2.90 | 0.4 |
| Layyah | 1.75 | 0.7 | 4.95 | 1.2 | 1.96 | 0.5 | 6.98 | 1.0 |
| D.G. Khan | 1.17 | 0.5 | 2.74 | 0.6 | 1.43 | 0.4 | 3.48 | 0.5 |
| Rajanpur | 13.18 | 5.6 | 35.67 | 8.4 | 21.77 | 5.4 | 56.29 | 8.5 |
| Bahawalpur | 20.02 | 8.4 | 30.48 | 7.1 | 38.91 | 9.7 | 59.56 | 8.9 |
| Rahimyar Khan | 6.81 | 2.9 | 14.80 | 3.5 | 12.99 | 3.2 | 26.80 | 4.0 |
| Bahawalnagar | 34.02 | 14.4 | 50.61 | 11.9 | 65.15 | 16.2 | 82.16 | 12.3 |
| Total | 236.94 | | 426.98 | | 403.00 | | 665.71 | |

**DISTRICT-WISE AREA, PRODUCTION & PERCENTAGE OF
RAPE SEED & MUSTARD CROP**

| Province/ District | Area | | | | Production | | | |
|-------------------------|-------------------|------------|-------------------|------------|---------------|------------|---------------|------------|
| | 2021-22 | | 2022-23 | | 2021-22 | | 2022-23 | |
| | '000' hectares | % Share | '000' hectares | % Share | '000' Tons | % Share | '000' Tons | % Share |
| Sindh | | | | | | | | |
| Khairpur | 2.06 | 3.8 | 1.86 | 2.9 | 2.24 | 3.9 | 2.06 | 3.0 |
| Ghotki | 0.24 | 0.4 | 0.24 | 0.4 | 0.28 | 0.5 | 0.28 | 0.4 |
| Sukkur | 0.36 | 0.7 | 0.35 | 0.5 | 0.41 | 0.7 | 0.39 | 0.6 |
| N. Feroze | 1.24 | 2.3 | 1.69 | 2.6 | 1.22 | 2.1 | 1.71 | 2.5 |
| Shaheed Benazir Abad | 6.10 | 11.2 | 6.60 | 10.4 | 6.44 | 11.1 | 7.60 | 11.2 |
| Jacobabad | 4.21 | 7.7 | 7.84 | 12.3 | 5.20 | 9.0 | 9.35 | 13.7 |
| Kashmore | 8.49 | 15.6 | 11.84 | 18.6 | 8.82 | 15.3 | 12.34 | 18.1 |
| Shikarpur | 0.43 | 0.8 | 0.09 | 0.1 | 0.46 | 0.8 | 0.09 | 0.1 |
| Larkana | 3.33 | 6.1 | 3.33 | 5.2 | 3.92 | 6.8 | 3.93 | 5.8 |
| Kambar Shahdat Kot | 1.18 | 2.2 | 0.85 | 1.3 | 1.15 | 2.0 | 0.98 | 1.4 |
| Sanghar | 10.11 | 18.6 | 10.21 | 16.0 | 10.01 | 17.3 | 10.13 | 14.9 |
| Tharparkar | 1.28 | 2.4 | 1.20 | 1.9 | 1.63 | 2.8 | 1.26 | 1.8 |
| Mirpurkhas | 6.95 | 12.8 | 7.13 | 11.2 | 6.86 | 11.9 | 6.92 | 10.2 |
| Umarkot | 0.77 | 1.4 | 2.70 | 4.2 | 1.41 | 2.4 | 3.13 | 4.6 |
| Dadu | 1.22 | 2.2 | 1.27 | 2.0 | 1.13 | 2.0 | 1.24 | 1.8 |
| Jamshoro | 0.34 | 0.6 | 0.32 | 0.5 | 0.42 | 0.7 | 0.40 | 0.6 |
| Hyderabad | 0.10 | 0.2 | 0.16 | 0.3 | 0.14 | 0.2 | 0.21 | 0.3 |
| Matiari | 1.49 | 2.7 | 1.55 | 2.4 | 1.47 | 2.5 | 1.58 | 2.3 |
| Tando Allahyar | 0.23 | 0.4 | 0.18 | 0.3 | 0.29 | 0.5 | 0.18 | 0.3 |
| T.M.Khan | 0.09 | 0.2 | 0.10 | 0.2 | 0.20 | 0.3 | 0.12 | 0.2 |
| Badin | 0.85 | 1.6 | 0.86 | 1.3 | 0.91 | 1.6 | 0.95 | 1.4 |
| Thatta | 3.41 | 6.3 | 3.32 | 5.2 | 3.22 | 5.6 | 3.21 | 4.7 |
| Karachi | 0.00 | 0.0 | 0.00 | 0.0 | 0.00 | 0.0 | 0.00 | 0.0 |
| Total | 54.46 | | 63.67 | | 57.79 | | 68.05 | |
| KPK | | | | | | | | |
| Bannu | 0.02 | 0.2 | 0.02 | 0.1 | 0.01 | 0.2 | 0.01 | 0.1 |
| Lakki Marwat | 0.06 | 0.5 | 0.06 | 0.4 | 0.04 | 0.8 | 0.05 | 0.6 |
| D.Ikhan | 1.48 | 14.1 | 4.29 | 32.1 | 0.62 | 11.5 | 1.80 | 24.0 |
| Tank | 0.39 | 3.7 | 1.15 | 8.6 | 0.46 | 8.5 | 1.37 | 18.3 |
| Abbottabad | 0.03 | 0.3 | 0.02 | 0.1 | 0.01 | 0.2 | 0.01 | 0.1 |
| Battagram | 0.02 | 0.2 | 0.00 | 0.0 | 0.01 | 0.2 | 0.00 | 0.0 |
| Haripur | 0.34 | 3.2 | 0.32 | 2.4 | 0.13 | 2.5 | 0.13 | 1.7 |
| Kohistan | 0.00 | 0.0 | 0.00 | 0.0 | 0.00 | 0.0 | 0.00 | 0.0 |
| Mansehra | 0.12 | 1.1 | 0.12 | 0.9 | 0.08 | 1.5 | 0.10 | 1.3 |
| Kohat | 0.21 | 2.0 | 0.26 | 1.9 | 0.15 | 2.7 | 0.19 | 2.5 |
| Karak | 0.10 | 0.9 | 0.08 | 0.6 | 0.04 | 0.7 | 0.03 | 0.4 |
| Hangu | 0.23 | 2.2 | 0.17 | 1.3 | 0.14 | 2.6 | 0.13 | 1.7 |
| Mardan | 0.40 | 3.8 | 0.35 | 2.6 | 0.21 | 4.0 | 0.34 | 4.5 |
| Sawabi | 1.26 | 12.0 | 0.99 | 7.4 | 1.05 | 19.4 | 0.83 | 11.1 |
| Bunir | 0.22 | 2.1 | 0.28 | 2.1 | 0.11 | 2.1 | 0.16 | 2.1 |
| Chitral | 0.00 | 0.0 | 0.00 | 0.0 | 0.00 | 0.0 | 0.00 | 0.0 |
| Malakand | 0.46 | 4.4 | 0.48 | 3.6 | 0.24 | 4.5 | 0.41 | 5.5 |
| Dir Lower | 0.76 | 7.2 | 0.56 | 4.1 | 0.43 | 8.1 | 0.32 | 4.2 |
| Dir Upper | 0.57 | 5.4 | 0.48 | 3.6 | 0.25 | 4.6 | 0.21 | 2.8 |

| | | | | | | | | |
|--------------------|---------------|------|---------------|------|---------------|------|---------------|------|
| Shangla | 0.00 | 0.0 | 0.00 | 0.0 | 0.00 | 0.0 | 0.00 | 0.0 |
| Swat | 0.03 | 0.3 | 0.02 | 0.1 | 0.02 | 0.4 | 0.02 | 0.2 |
| Peshawar | 0.01 | 0.1 | 0.01 | 0.1 | 0.01 | 0.3 | 0.01 | 0.1 |
| Charsada | 0.00 | 0.0 | 0.00 | 0.0 | 0.00 | 0.0 | 0.00 | 0.0 |
| Nowshera | 0.03 | 0.3 | 0.02 | 0.2 | 0.03 | 0.5 | 0.01 | 0.2 |
| Bajour | 2.98 | 28.2 | 2.89 | 21.6 | 0.98 | 18.3 | 1.01 | 13.5 |
| Khyber | 0.19 | 1.8 | 0.18 | 1.3 | 0.10 | 1.8 | 0.10 | 1.4 |
| Kurram | 0.00 | 0.0 | 0.00 | 0.0 | 0.00 | 0.0 | 0.00 | 0.0 |
| Muhmand | 0.27 | 2.6 | 0.26 | 2.0 | 0.09 | 1.6 | 0.09 | 1.3 |
| N. Waziristan | 0.00 | 0.0 | 0.00 | 0.0 | 0.00 | 0.0 | 0.00 | 0.0 |
| S. Waziristan | 0.00 | 0.0 | 0.00 | 0.0 | 0.00 | 0.0 | 0.00 | 0.0 |
| Oriakzai | 0.30 | 2.9 | 0.30 | 2.2 | 0.14 | 2.6 | 0.14 | 1.9 |
| SD Bannu | 0.00 | 0.0 | 0.00 | 0.0 | 0.00 | 0.0 | 0.00 | 0.0 |
| SD D.I. Khan | 0.00 | 0.0 | 0.00 | 0.0 | 0.00 | 0.0 | 0.00 | 0.0 |
| SD Hassan Khel | 0.01 | 0.1 | 0.05 | 0.4 | 0.01 | 0.1 | 0.03 | 0.3 |
| SD Kohat | 0.05 | 0.5 | 0.01 | 0.1 | 0.03 | 0.5 | 0.01 | 0.1 |
| Total | 10.550 | | 13.37 | | 5.38 | | 7.50 | |
| BALUCHISTAN | | | | | | | | |
| Quetta | 0.00 | 0.0 | 0.00 | 0.0 | 0.00 | 0.0 | 0.00 | 0.0 |
| Pishin | 0.00 | 0.0 | 0.00 | 0.0 | 0.00 | 0.0 | 0.00 | 0.0 |
| K. Abdullah | 0.00 | 0.0 | 0.00 | 0.0 | 0.00 | 0.0 | 0.00 | 0.0 |
| Chagai | 0.00 | 0.0 | 0.00 | 0.0 | 0.00 | 0.0 | 0.00 | 0.0 |
| Nushki | 0.05 | 0.2 | 0.05 | 0.0 | 0.03 | 0.2 | 0.03 | 0.0 |
| Loralai | 0.00 | 0.0 | 0.00 | 0.0 | 0.00 | 0.0 | 0.00 | 0.0 |
| Musa Khail | 0.00 | 0.0 | 0.00 | 0.0 | 0.00 | 0.0 | 0.00 | 0.0 |
| Barkhan | 0.00 | 0.0 | 0.00 | 0.0 | 0.00 | 0.0 | 0.00 | 0.0 |
| Zhob | 0.00 | 0.0 | 0.00 | 0.0 | 0.00 | 0.0 | 0.00 | 0.0 |
| Sherani | 0.00 | 0.0 | 0.00 | 0.0 | 0.00 | 0.0 | 0.00 | 0.0 |
| Killa Saifullah | 0.00 | 0.0 | 0.00 | 0.0 | 0.00 | 0.0 | 0.00 | 0.0 |
| Sibi | 0.29 | 1.3 | 6.81 | 5.8 | 0.13 | 0.8 | 3.07 | 4.2 |
| Harnai | 0.00 | 0.0 | 0.00 | 0.0 | 0.00 | 0.0 | 0.00 | 0.0 |
| Ziarat | 0.00 | 0.0 | 0.00 | 0.0 | 0.00 | 0.0 | 0.00 | 0.0 |
| Kohlu | 0.00 | 0.0 | 0.00 | 0.0 | 0.00 | 0.0 | 0.00 | 0.0 |
| Dera Bughti | 1.39 | 6.1 | 3.87 | 3.3 | 0.82 | 5.1 | 2.44 | 3.4 |
| Nasirabad | 9.16 | 39.9 | 57.62 | 48.7 | 6.79 | 42.5 | 41.06 | 56.8 |
| Jaffarabad | 6.85 | 29.9 | 11.41 | 9.6 | 5.27 | 33.0 | 8.79 | 12.2 |
| Kachhi | 2.15 | 9.4 | 24.45 | 20.7 | 1.10 | 6.9 | 10.45 | 14.4 |
| Bolan | 0.09 | 0.4 | 0.09 | 0.1 | 0.06 | 0.4 | 0.06 | 0.1 |
| Jhal Magsi | 0.81 | 3.5 | 11.81 | 10.0 | 0.43 | 2.7 | 5.05 | 7.0 |
| Kalat | 0.00 | 0.0 | 0.00 | 0.0 | 0.00 | 0.0 | 0.00 | 0.0 |
| Mastung | 0.00 | 0.0 | 0.00 | 0.0 | 0.00 | 0.0 | 0.00 | 0.0 |
| Khuzdar | 0.11 | 0.5 | 0.11 | 0.1 | 0.07 | 0.4 | 0.06 | 0.1 |
| Awaran | 0.00 | 0.0 | 0.00 | 0.0 | 0.00 | 0.0 | 0.00 | 0.0 |
| Kharan | 0.02 | 0.1 | 0.02 | 0.0 | 0.01 | 0.1 | 0.01 | 0.0 |
| Washuk | 0.01 | 0.0 | 0.01 | 0.0 | 0.01 | 0.0 | 0.01 | 0.0 |
| Lasbela | 2.02 | 8.8 | 2.08 | 1.8 | 1.27 | 8.0 | 1.31 | 1.8 |
| Turbat | 0.00 | 0.0 | 0.00 | 0.0 | 0.00 | 0.0 | 0.00 | 0.0 |
| Panjgoor | 0.00 | 0.0 | 0.00 | 0.0 | 0.00 | 0.0 | 0.00 | 0.0 |
| Gwadar | 0.00 | 0.0 | 0.00 | 0.0 | 0.00 | 0.0 | 0.00 | 0.0 |
| Total | 22.93 | | 118.32 | | 16.00 | | 72.32 | |
| PAKISTAN | 324.88 | | 622.33 | | 482.17 | | 813.59 | |

Table No. 21
DISTRICT-WISE AREA AND PRODUCTION OF GROUND NUT CROP

| Province/ District | (Area in Hectares) | | (Production in Tonnes) | |
|-----------------------|--------------------|---------------|------------------------|---------------|
| | 2021-22 | 2022-23 | 2021-22 | 2022-23 |
| PAKISTAN | 153749 | 129224 | 144982 | 114385 |
| PUNJAB | | | | |
| Attock | 44564 | 43450 | 33477 | 44494 |
| Rawalpindi | 3840 | 3764 | 6254 | 5762 |
| Islamabad | 0 | 0 | 0 | 0 |
| Jhelum | 1084 | 1057 | 2466 | 1187 |
| Chakwal | 65217 | 64344 | 66655 | 47891 |
| Sargodha | 0 | 0 | 0 | 0 |
| Khushab | 20520 | 7284 | 11706 | 3291 |
| Mianwali | 12875 | 4047 | 16911 | 5009 |
| Bhakkar | 242 | 534 | 84 | 320 |
| Faisalabad | 0 | 0 | 0 | 0 |
| Toba Tek Singh | 0 | 0 | 0 | 0 |
| Jhang | 0 | 0 | 0 | 0 |
| Chiniot | 0 | 0 | 0 | 0 |
| Gujrat | 0 | 0 | 0 | 0 |
| M.B. Din | 0 | 0 | 0 | 0 |
| Sialkot | 0 | 0 | 0 | 0 |
| Narowal | 0 | 0 | 0 | 0 |
| Gujranwala | 0 | 0 | 0 | 0 |
| Hafizabad | 0 | 0 | 0 | 0 |
| Sheikhupura | 0 | 0 | 0 | 0 |
| Nankana Sahib | 0 | 0 | 0 | 0 |
| Lahore | 0 | 0 | 0 | 0 |
| Kasur | 0 | 0 | 0 | 0 |
| Okara | 0 | 0 | 0 | 0 |
| Sahiwal | 0 | 0 | 0 | 0 |
| Pakpattan | 0 | 0 | 0 | 0 |
| Multan | 0 | 0 | 0 | 0 |
| Lodhran | 0 | 0 | 0 | 0 |
| Khanewal | 0 | 0 | 0 | 0 |
| Vehari | 0 | 0 | 0 | 0 |
| M. Garh | 20 | 0 | 9 | 0 |
| Layyah | 0 | 0 | 0 | 0 |
| D.G. Khan | 0 | 0 | 0 | 0 |
| Rajanpur | 60 | 0 | 66 | 0 |
| Bahawalpur | 0 | 0 | 0 | 0 |
| Rahimyar Khan | 139 | 7 | 133 | 2 |
| Bahawalnagar | 0 | 0 | 0 | 0 |
| Total | 148561 | 124487 | 137761 | 107956 |

DISTRICT-WISE AREA AND PRODUCTION OF GROUND NUT CROP

| Province/ District | (Area in Hectares) | | (Production in Tonnes) | |
|-----------------------|--------------------|------------|------------------------|-------------|
| | 2021-22 | 2022-23 | 2021-22 | 2022-23 |
| SINDH | | | | |
| Khairpur | 149 | 140 | 334 | 307 |
| Ghotki | 19 | 23 | 34 | 43 |
| Sukkur | 25 | 19 | 49 | 38 |
| N. Feroze | 0 | 0 | 0 | 0 |
| Shaheed Benazir Abad | 0 | 0 | 0 | 0 |
| Jacobabad | 0 | 0 | 0 | 0 |
| Kashmore | 0 | 0 | 0 | 0 |
| Shikarpur | 0 | 0 | 0 | 0 |
| Larkana | 0 | 0 | 0 | 0 |
| Kambar Shahdat Kot | 0 | 0 | 0 | 0 |
| Sanghar | 382 | 351 | 810 | 751 |
| Tharparkar | 0 | 0 | 0 | 0 |
| Mirpurkhas | 0 | 0 | 0 | 0 |
| Umarkot | 0 | 0 | 0 | 0 |
| Dadu | 0 | 0 | 0 | 0 |
| Jamshoro | 0 | 0 | 0 | 0 |
| Hyderabad | 0 | 0 | 0 | 0 |
| Matiari | 0 | 0 | 0 | 0 |
| Tando Allahyar | 0 | 0 | 0 | 0 |
| T.M.Khan | 0 | 0 | 0 | 0 |
| Badin | 0 | 0 | 0 | 0 |
| Thatta | 0 | 0 | 0 | 0 |
| Karachi | 0 | 0 | 0 | 0 |
| Total | 575 | 533 | 1227 | 1139 |
| KPK | | | | |
| Bannu | 0 | 0 | 0 | 0 |
| Lakki Marwat | 0 | 0 | 0 | 0 |
| D.Ikhan | 0 | 0 | 0 | 0 |
| Tank | 0 | 0 | 0 | 0 |
| Abbottabad | 0 | 0 | 0 | 0 |
| Battagram | 0 | 0 | 0 | 0 |
| Haripur | 13 | 20 | 12 | 15 |
| Kohistan | 0 | 0 | 0 | 0 |
| Mansehra | 0 | 0 | 0 | 0 |
| Kohat | 150 | 99 | 180 | 120 |
| Karak | 1842 | 1957 | 1521 | 1596 |
| Hangu | 104 | 95 | 122 | 167 |
| Mardan | 6 | 7 | 20 | 24 |
| Sawabi | 1358 | 882 | 2179 | 1403 |
| Bunir | 0 | 0 | 0 | 0 |
| Chitral | 0 | 0 | 0 | 0 |
| Malakand | 0 | 0 | 0 | 0 |
| Dir Lower | 0 | 0 | 0 | 0 |
| Dir Upper | 0 | 0 | 0 | 0 |
| Shangla | 0 | 0 | 0 | 0 |
| Swat | 0 | 0 | 0 | 0 |
| Peshawar | 0 | 0 | 0 | 0 |

| | | | | |
|--------------------|-------------|-------------|------------------|-------------|
| Charsada | 0 | 0 | 0 | 0 |
| Nowshera | 269 | 271 | 360 | 362 |
| Bajour | 0 | 0 | 0 | 0 |
| Khyber | 0 | 0 | 0 | 0 |
| Kurram | 782 | 771 | 1448 | 1427 |
| Muhmand | 0 | 0 | 0 | 0 |
| N. Waziristan | 0 | 0 | 0 | 0 |
| S. Waziristan | 42 | 49 | 71 | 82 |
| Oriakzai | 47 | 53 | 81 | 94 |
| SD Bannu | 0 | 0 | 0 | 0 |
| SD D.I. Khan | 0 | 0 | 0 | 0 |
| SD Hassan Khel | 0 | 0 | 0 | 0 |
| SD Kohat | 0 | 0 | 0 | 0 |
| Total | 4613 | 4204 | 5994 | 5290 |
| BALUCHISTAN | 0 | | NOT GROWN | |

Table No. 22
DISTRICT-WISE AREA, PRODUCTION & PERCENTAGE OF SESAME CROP

| Province/ | Area | | | | Production | | | |
|----------------|---------------|---------|---------------|---------|---------------|---------|---------------|---------|
| | 2021-22 | | 2022-23 | | 2021-22 | | 2022-23 | |
| PUNJAB | hectares | % Share | hectares | % Share | Tons | % Share | Tons | % Share |
| Attock | 587 | 0 | 610 | 0 | 219 | 0 | 566 | 0 |
| Rawalpindi | 24 | 0 | 26 | 0 | 5 | 0 | 18 | 0 |
| Islamabad | 0 | 0 | 0 | 0 | 0 | 0 | 0 | 0 |
| Jhelum | 1052 | 1 | 1097 | 0 | 255 | 0 | 612 | 0 |
| Chakwal | 182 | 0 | 162 | 0 | 80 | 0 | 112 | 0 |
| Sargodha | 2413 | 1 | 1700 | 1 | 1054 | 1 | 1008 | 1 |
| Khushab | 72 | 0 | 81 | 0 | 21 | 0 | 48 | 0 |
| Mianwali | 133 | 0 | 252 | 0 | 81 | 0 | 197 | 0 |
| Bhakkar | 630 | 0 | 1450 | 1 | 380 | 0 | 851 | 1 |
| Faisalabad | 14085 | 8 | 17959 | 7 | 8743 | 8 | 11929 | 8 |
| Toba Tek Singh | 6189 | 3 | 6326 | 3 | 3909 | 3 | 3889 | 3 |
| Jhang | 1062 | 1 | 2039 | 1 | 569 | 0 | 1024 | 1 |
| Chiniot | 1372 | 1 | 104 | 0 | 792 | 1 | 81 | 0 |
| Gujrat | 37 | 0 | 229 | 0 | 15 | 0 | 96 | 0 |
| M.B. Din | 323 | 0 | 1570 | 1 | 155 | 0 | 512 | 0 |
| Sialkot | 0 | 0 | 148 | 0 | 0 | 0 | 78 | 0 |
| Narowal | 70 | 0 | 52 | 0 | 29 | 0 | 21 | 0 |
| Gujranwala | 0 | 0 | 0 | 0 | 0 | 0 | 0 | 0 |
| Hafizabad | 389 | 0 | 70 | 0 | 233 | 0 | 23 | 0 |
| Sheikhupura | 19 | 0 | 20 | 0 | 10 | 0 | 10 | 0 |
| Nankana Sahib | 221 | 0 | 320 | 0 | 112 | 0 | 166 | 0 |
| Lahore | 6 | 0 | 58 | 0 | 3 | 0 | 28 | 0 |
| Kasur | 4536 | 3 | 7741 | 3 | 3183 | 3 | 6542 | 4 |
| Okara | 11325 | 6 | 16356 | 7 | 10287 | 9 | 13791 | 9 |
| Sahiwal | 9313 | 5 | 18987 | 8 | 7272 | 6 | 13944 | 9 |
| Pakpattan | 8648 | 5 | 19534 | 8 | 9727 | 8 | 15543 | 10 |
| Multan | 146 | 0 | 412 | 0 | 75 | 0 | 147 | 0 |
| Lodhran | 689 | 0 | 1045 | 0 | 426 | 0 | 744 | 1 |
| Khanewal | 16865 | 10 | 26086 | 11 | 8768 | 8 | 15290 | 10 |
| Vehari | 5256 | 3 | 14414 | 6 | 4323 | 4 | 13920 | 9 |
| M. Garh | 12901 | 7 | 9619 | 4 | 8352 | 7 | 5372 | 4 |
| Layyah | 56704 | 32 | 65878 | 27 | 33517 | 29 | 21684 | 15 |
| D.G. Khan | 12320 | 7 | 13494 | 5 | 5541 | 5 | 8990 | 6 |
| Rajanpur | 904 | 1 | 754 | 0 | 548 | 0 | 405 | 0 |
| Bahawalpur | 508 | 0 | 705 | 0 | 229 | 0 | 328 | 0 |
| Rahimyar Khan | 355 | 0 | 597 | 0 | 258 | 0 | 291 | 0 |
| Bahawalnagar | 7510 | 4 | 15796 | 6 | 6629 | 6 | 9962 | 7 |
| Total | 176846 | | 245689 | | 115800 | | 148220 | |

DISTRICT-WISE AREA, PRODUCTION & PERCENTAGE OF SESAME CROP

| Province/ | Area | | | | Production | | | |
|----------------------|--------------|---------|-------------|---------|-------------|---------|-------------|---------|
| | 2021-22 | | 2022-23 | | 2021-22 | | 2022-23 | |
| SINDH | Hectares | % Share | Hectares | % Share | Tons | % Share | Tons | % Share |
| Khairpur | 142 | 1 | 134 | 2 | 65 | 1 | 62 | 2 |
| Ghotki | 67 | 0 | 57 | 1 | 45 | 1 | 38 | 1 |
| Sukkur | 75 | 1 | 77 | 1 | 45 | 1 | 46 | 2 |
| N. Feroze | 4804 | 34 | 0 | 0 | 2161 | 34 | 0 | 0 |
| Shaheed Benazir Abad | 329 | 2 | 0 | 0 | 177 | 3 | 0 | 0 |
| Jacobabad | 0 | 0 | 0 | 0 | 0 | 0 | 0 | 0 |
| Kashmore | 9 | 0 | 10 | 0 | 6 | 0 | 6 | 0 |
| Shikarpur | 58 | 0 | 58 | 1 | 29 | 0 | 29 | 1 |
| Larkana | 118 | 1 | 142 | 3 | 58 | 1 | 69 | 3 |
| Kambar Shahdat Kot | 0 | 0 | 0 | 0 | 0 | 0 | 0 | 0 |
| Sanghar | 96 | 1 | 103 | 2 | 57 | 1 | 62 | 2 |
| Tharparkar | 4046 | 29 | 4475 | 80 | 1608 | 25 | 1946 | 76 |
| Mirpurkhas | 169 | 1 | 87 | 2 | 95 | 2 | 49 | 2 |
| Umarnot | 0 | 0 | 150 | 3 | 0 | 0 | 73 | 3 |
| Dadu | 3212 | 23 | 0 | 0 | 1508 | 24 | 0 | 0 |
| Jamshoro | 753 | 5 | 331 | 6 | 435 | 7 | 191 | 7 |
| Hyderabad | 0 | 0 | 0 | 0 | 0 | 0 | 0 | 0 |
| Matiari | 0 | 0 | 0 | 0 | 0 | 0 | 0 | 0 |
| Tando Allahyar | 51 | 0 | 0 | 0 | 24 | 0 | 0 | 0 |
| T.M.Khan | 0 | 0 | 0 | 0 | 0 | 0 | 0 | 0 |
| Badin | 0 | 0 | 0 | 0 | 0 | 0 | 0 | 0 |
| Thatta | 0 | 0 | 0 | 0 | 0 | 0 | 0 | 0 |
| Karachi | 0 | 0 | 0 | 0 | 0 | 0 | 0 | 0 |
| Total | 13929 | | 5624 | | 6313 | | 2571 | |
| KPK | | | | | | | | |
| Bannu | 0 | 0 | 0 | 0 | 0 | 0 | 0 | 0 |
| Lakki Marwat | 0 | 0 | 0 | 0 | 0 | 0 | 0 | 0 |
| D.Ikhan | 96 | 23 | 8 | 2 | 63 | 27 | 6 | 2 |
| Tank | 0 | 0 | 0 | 0 | 0 | 0 | 0 | 0 |
| Abbottabad | 0 | 0 | 0 | 0 | 0 | 0 | 0 | 0 |
| Battagram | 0 | 0 | 0 | 0 | 0 | 0 | 0 | 0 |
| Haripur | 51 | 12 | 54 | 12 | 34 | 14 | 37 | 12 |
| Kohistan | 0 | 0 | 0 | 0 | 0 | 0 | 0 | 0 |
| Mansehra | 0 | 0 | 0 | 0 | 0 | 0 | 0 | 0 |
| Kohat | 168 | 40 | 172 | 38 | 73 | 31 | 75 | 25 |
| Karak | 1 | 0 | 0 | 0 | 0 | 0 | 0 | 0 |
| Hangu | 1 | 0 | 0 | 0 | 1 | 0 | 0 | 0 |
| Mardan | 34 | 8 | 34 | 8 | 9 | 4 | 9 | 3 |
| Sawabi | 0 | 0 | 0 | 0 | 0 | 0 | 0 | 0 |
| Bunir | 0 | 0 | 0 | 0 | 0 | 0 | 0 | 0 |
| Chitral | 0 | 0 | 0 | 0 | 0 | 0 | 0 | 0 |
| Malakand | 55 | 13 | 84 | 19 | 34 | 14 | 57 | 19 |

| | | | | | | | | |
|--------------------|---------------|----|---------------|----|---------------|----|---------------|----|
| Peshawar | 0 | 0 | 0 | 0 | 0 | 0 | 0 | 0 |
| Charsada | 4 | 1 | 81 | 18 | 5 | 2 | 101 | 33 |
| Nowshera | 14 | 3 | 14 | 3 | 18 | 8 | 18 | 6 |
| Bajour | 0 | 0 | 0 | 0 | 0 | 0 | 0 | 0 |
| Khyber | 0 | 0 | 0 | 0 | 0 | 0 | 0 | 0 |
| Kurram | 0 | 0 | 0 | 0 | 0 | 0 | 0 | 0 |
| Muhmand | 0 | 0 | 0 | 0 | 0 | 0 | 0 | 0 |
| N. Waziristan | 0 | 0 | 0 | 0 | 0 | 0 | 0 | 0 |
| S. Waziristan | 0 | 0 | 0 | 0 | 0 | 0 | 0 | 0 |
| Oriakzai | 0 | 0 | 0 | 0 | 0 | 0 | 0 | 0 |
| SD Bannu | 0 | 0 | 0 | 0 | 0 | 0 | 0 | 0 |
| SD D.I. Khan | 0 | 0 | 0 | 0 | 0 | 0 | 0 | 0 |
| SD Hassan Khel | 0 | 0 | 0 | 0 | 0 | 0 | 0 | 0 |
| SD Kohat | 0 | 0 | 0 | 0 | 0 | 0 | 0 | 0 |
| Total | 424 | | 447 | | 237 | | 303 | |
| BALUCHISTAN | | | | | | | | |
| Quetta | 0 | 0 | 0 | 0 | 0 | 0 | 0 | 0 |
| Pishin | 0 | 0 | 0 | 0 | 0 | 0 | 0 | 0 |
| K. Abdullah | 0 | 0 | 0 | 0 | 0 | 0 | 0 | 0 |
| Chagai | 0 | 0 | 0 | 0 | 0 | 0 | 0 | 0 |
| Nushki | 0 | 0 | 0 | 0 | 0 | 0 | 0 | 0 |
| Loralai | 0 | 0 | 0 | 0 | 0 | 0 | 0 | 0 |
| Musa Khail | 0 | 0 | 0 | 0 | 0 | 0 | 0 | 0 |
| Barkhan | 396 | 5 | 134 | 2 | 219 | 4 | 74 | 6 |
| Zhob | 0 | 0 | 0 | 0 | 0 | 0 | 0 | 0 |
| Sherani | 0 | 0 | 0 | 0 | 0 | 0 | 0 | 0 |
| Killa Saifullah | 0 | 0 | 0 | 0 | 0 | 0 | 0 | 0 |
| Sibi | 189 | 2 | 223 | 3 | 175 | 3 | 107 | 9 |
| Harnai | 39 | 0 | 40 | 0 | 37 | 1 | 36 | 3 |
| Ziarat | 0 | 0 | 0 | 0 | 0 | 0 | 0 | 0 |
| Kohlu | 7 | 0 | 5 | 0 | 5 | 0 | 4 | 0 |
| Dera Bughti | 581 | 7 | 583 | 7 | 359 | 6 | 322 | 26 |
| Nasirabad | 580 | 7 | 585 | 7 | 375 | 7 | 23 | 2 |
| Jaffarabad | 8 | 0 | 145 | 2 | 7 | 0 | 131 | 11 |
| Kachhi | 97 | 1 | 100 | 1 | 71 | 1 | 73 | 6 |
| Bolan | 0 | 0 | 5785 | 71 | 0 | 0 | 398 | 32 |
| Jhal Magsi | 6285 | 72 | 0 | 0 | 4208 | 74 | 0 | 0 |
| Kalat | 0 | 0 | 0 | 0 | 0 | 0 | 0 | 0 |
| Mastung | 0 | 0 | 0 | 0 | 0 | 0 | 0 | 0 |
| Khuzdar | 0 | 0 | 0 | 0 | 0 | 0 | 0 | 0 |
| Awaran | 0 | 0 | 0 | 0 | 0 | 0 | 0 | 0 |
| Kharan | 0 | 0 | 0 | 0 | 0 | 0 | 0 | 0 |
| Washuk | 5 | 0 | 7 | 0 | 4 | 0 | 6 | 0 |
| Lasbela | 505 | 6 | 550 | 7 | 265 | 5 | 73 | 6 |
| Turbat | 0 | 0 | 0 | 0 | 0 | 0 | 0 | 0 |
| Panjgoor | 0 | 0 | 0 | 0 | 0 | 0 | 0 | 0 |
| Gwadar | 0 | 0 | 0 | 0 | 0 | 0 | 0 | 0 |
| Total | 8692 | | 8157 | | 5725 | | 1247 | |
| PAKISTAN | 199891 | | 259917 | | 128075 | | 152341 | |

Table No. 23
DISTRICT-WISE AREA AND PRODUCTION OF LIN-SEED CROP

| Province/ District | (Area in '000' Hectares) | | (Production in '000' Tonnes) | |
|-----------------------|--------------------------|-------------|------------------------------|-------------|
| | 2021-22 | 2022-23 | 2021-22 | 2022-23 |
| PAKISTAN | 2190 | 2602 | 1562 | 1969 |
| PUNJAB | | | | |
| Attock | 0 | 0 | 0 | 0 |
| Rawalpindi | 0 | 0 | 0 | 0 |
| Muree | 0 | 0 | 0 | 0 |
| Islamabad | 0 | 0 | 0 | 0 |
| Jhelum | 0 | 0 | 0 | 0 |
| Chakwal | 182 | 603 | 142 | 559 |
| Talagang | 0 | 116 | 0 | 73 |
| Sargodha | 0 | 0 | 0 | 0 |
| Khushab | 0 | 0 | 0 | 0 |
| Mianwali | 0 | 0 | 0 | 0 |
| Bhakkar | 0 | 0 | 0 | 0 |
| Faisalabad | 7 | 0 | 4 | 0 |
| Toba Tek Singh | 28 | 45 | 17 | 26 |
| Jhang | 0 | 0 | 0 | 0 |
| Chiniot | 0 | 0 | 0 | 0 |
| Gujrat | 21 | 45 | 8 | 20 |
| M.B. Din | 0 | 0 | 0 | 0 |
| Sialkot | 0 | 0 | 0 | 0 |
| Narowal | 8 | 2 | 3 | 1 |
| Gujranwala | 0 | 0 | 0 | 0 |
| Hafizabad | 0 | 0 | 0 | 0 |
| Wazirabad | 0 | 0 | 0 | 0 |
| Sheikhupura | 0 | 4 | 0 | 2 |
| Nankana Sahib | 0 | 0 | 0 | 0 |
| Lahore | 0 | 0 | 0 | 0 |
| Kasur | 52 | 0 | 31 | 0 |
| Okara | 0 | 0 | 0 | 0 |
| Sahiwal | 0 | 0 | 0 | 0 |
| Pakpattan | 0 | 0 | 0 | 0 |
| Multan | 0 | 0 | 0 | 0 |
| Lodhran | 0 | 0 | 0 | 0 |
| Khanewal | 0 | 0 | 0 | 0 |
| Vehari | 0 | 0 | 0 | 0 |
| M. Garh | 0 | 0 | 0 | 0 |
| Kot Addu | 0 | 0 | 0 | 0 |
| Layyah | 0 | 0 | 0 | 0 |
| D.G. Khan | 0 | 0 | 0 | 0 |
| Rajanpur | 0 | 0 | 0 | 0 |
| Bahawalpur | 4 | 4 | 4 | 5 |
| Rahimyar Khan | 0 | 3 | 0 | 2 |
| Bahawalnagar | 2 | 0 | 2 | 0 |
| Total | 304 | 822 | 211 | 689 |

DISTRICT-WISE AREA AND PRODUCTION OF LIN-SEED CROP

| Province/ District | (Area in '000' Hectares) | | (Production in '000' Tonnes) | |
|-----------------------|--------------------------|--------------|------------------------------|--------------|
| | 2021-22 | 2022-23 | 2021-22 | 2022-23 |
| SINDH | | | | |
| Khairpur | 0 | 0 | 0 | 0 |
| Ghotki | 0 | 0 | 0 | 0 |
| Sukkur | 0 | 0 | 0 | 0 |
| N. Feroze | 0 | 0 | 0 | 0 |
| Shaheed Benazir Abad | 0 | 0 | 0 | 0 |
| Jacobabad | 3 | 2 | 2 | 1 |
| Kashmore | 0 | 0 | 0 | 0 |
| Shikarpur | 39 | 37 | 28 | 27 |
| Larkana | 1433 | 1388 | 1000 | 975 |
| Kambar Shahdat Kot | 411 | 353 | 321 | 277 |
| Sanghar | 0 | 0 | 0 | 0 |
| Tharparkar | 0 | 0 | 0 | 0 |
| Mirpurkhas | 0 | 0 | 0 | 0 |
| Umarkot | 0 | 0 | 0 | 0 |
| Dadu | 0 | 0 | 0 | 0 |
| Jamshoro | 0 | 0 | 0 | 0 |
| Hyderabad | 0 | 0 | 0 | 0 |
| Matiari | 0 | 0 | 0 | 0 |
| Tando Allahyar | 0 | 0 | 0 | 0 |
| T.M.Khan | 0 | 0 | 0 | 0 |
| Badin | 0 | 0 | 0 | 0 |
| Thatta | 0 | 0 | 0 | 0 |
| Karachi | 0 | 0 | 0 | 0 |
| Total | 1,886 | 1,780 | 1,351 | 1,280 |
| KPK | NOT GROWN | | NOT GROWN | |
| BALUCHISTAN | NOT GROWN | | NOT GROWN | |

Table No. 24
DISTRICT-WISE AREA AND PRODUCTION OF CASTROSEED CROP

| Province/ District | (Area in Hectares) | | (Production in Tonnes) | |
|-----------------------|--------------------|-------------|------------------------|-------------|
| | 2021-22 | 2022-23 | 2021-22 | 2022-23 |
| PAKISTAN | 4946 | 5000 | 4537 | 3255 |
| PUNJAB | NOT GROWN | | NOT GROWN | |
| SINDH | | | | |
| Khairpur | 0 | 0 | 0 | 0 |
| Ghotki | 0 | 0 | 0 | 0 |
| Sukkur | 0 | 0 | 0 | 0 |
| N. Feroze | 0 | 0 | 0 | 0 |
| Shaheed Benazir Abad | 0 | 0 | 0 | 0 |
| Jacobabad | 0 | 0 | 0 | 0 |
| Kashmore | 0 | 0 | 0 | 0 |
| Shikarpur | 0 | 0 | 0 | 0 |
| Larkana | 0 | 0 | 0 | 0 |
| Kambar Shahdat Kot | 0 | 0 | 0 | 0 |
| Sanghar | 0 | 0 | 0 | 0 |
| Tharparkar | 2226 | 2000 | 1470 | 1319 |
| Mirpurkhas | 0 | 0 | 0 | 0 |
| Umarkot | 0 | 0 | 0 | 0 |
| Dadu | 0 | 0 | 0 | 0 |
| Jamshoro | 0 | 0 | 0 | 0 |
| Hyderabad | 0 | 0 | 0 | 0 |
| Matiari | 0 | 0 | 0 | 0 |
| Tando Allahyar | 0 | 0 | 0 | 0 |
| T.M.Khan | 0 | 0 | 0 | 0 |
| Badin | 0 | 0 | 0 | 0 |
| Thatta | 0 | 0 | 0 | 0 |
| Karachi | 0 | 0 | 0 | 0 |
| Total | 2226 | 2000 | 1470 | 1319 |
| KPK | NOT GROWN | | NOT GROWN | |

| BALUCHISTAN | | | | |
|--------------------|-------------|-------------|-------------|-------------|
| Quetta | 0 | 0 | 0 | 0 |
| Pishin | 0 | 0 | 0 | 0 |
| K. Abdullah | 0 | 0 | 0 | 0 |
| Chagai | 0 | 0 | 0 | 0 |
| Nushki | 0 | 0 | 0 | 0 |
| Loralai | 0 | 0 | 0 | 0 |
| Musa Khail | 0 | 0 | 0 | 0 |
| Barkhan | 0 | 0 | 0 | 0 |
| Zhob | 0 | 0 | 0 | 0 |
| Sherani | 0 | 0 | 0 | 0 |
| Killa Saifullah | 0 | 0 | 0 | 0 |
| Sibi | 0 | 0 | 0 | 0 |
| Harnai | 0 | 0 | 0 | 0 |
| Ziarat | 0 | 0 | 0 | 0 |
| Kohlu | 0 | 0 | 0 | 0 |
| Dera Bughti | 0 | 0 | 0 | 0 |
| Nasirabad | 0 | 0 | 0 | 0 |
| Jaffarabad | 0 | 0 | 0 | 0 |
| Kachhi | 0 | 0 | 0 | 0 |
| Jhal Magsi | 0 | 0 | 0 | 0 |
| Kalat | 0 | 0 | 0 | 0 |
| Mastung | 0 | 0 | 0 | 0 |
| Khuzdar | 0 | 20 | 0 | 22 |
| Awaran | 0 | 0 | 0 | 0 |
| Kharan | 0 | 0 | 0 | 0 |
| Washuk | 0 | 0 | 0 | 0 |
| Lasbela | 2720 | 2980 | 3067 | 1914 |
| Turbat | 0 | 0 | 0 | 0 |
| Panjgoor | 0 | 0 | 0 | 0 |
| Gwadar | 0 | 0 | 0 | 0 |
| Total | 2720 | 3000 | 3067 | 1936 |

Table No. 25
DISTRICT-WISE AREA AND PRODUCTION OF SOYABEAN CROP

| Province/ District | (Area in '000' Hectares) | | (Production in '000' Tonnes) | |
|-----------------------|--------------------------|--------------|------------------------------|--------------|
| | 2021-22 | 2022-23 | 2021-22 | 2022-23 |
| PAKISTAN | 0.02 | 0.01 | 0.01 | 0.01 |
| PUNJAB | NOT GROWN | | NOT GROWN | |
| SINDH | NOT GROWN | | NOT GROWN | |
| KPK | | | | |
| Bannu | 0.00 | 0.00 | 0.00 | 0.00 |
| Lakki Marwat | 0.00 | 0.00 | 0.00 | 0.00 |
| D.Ikhan | 0.00 | 0.00 | 0.00 | 0.00 |
| Tank | 0.00 | 0.00 | 0.00 | 0.00 |
| Abbottabad | 0.00 | 0.00 | 0.00 | 0.00 |
| Battagram | 0.00 | 0.00 | 0.00 | 0.00 |
| Haripur | 0.00 | 0.00 | 0.00 | 0.00 |
| Kohistan | 0.00 | 0.00 | 0.00 | 0.00 |
| Mansehra | 0.00 | 0.00 | 0.00 | 0.00 |
| Kohat | 0.00 | 0.00 | 0.00 | 0.00 |
| Karak | 0.00 | 0.00 | 0.00 | 0.00 |
| Hangu | 0.00 | 0.00 | 0.00 | 0.00 |
| Mardan | 0.00 | 0.00 | 0.00 | 0.00 |
| Sawabi | 0.00 | 0.00 | 0.00 | 0.00 |
| Bunir | 0.00 | 0.00 | 0.00 | 0.00 |
| Chitral | 0.00 | 0.00 | 0.00 | 0.00 |
| Malakand | 0.02 | 0.01 | 0.01 | 0.01 |
| Dir Lower | 0.00 | 0.00 | 0.00 | 0.00 |
| Dir Upper | 0.00 | 0.00 | 0.00 | 0.00 |
| Shangla | 0.00 | 0.00 | 0.00 | 0.00 |
| Swat | 0.00 | 0.00 | 0.00 | 0.00 |
| Peshawar | 0.00 | 0.00 | 0.00 | 0.00 |
| Charsada | 0.00 | 0.00 | 0.00 | 0.00 |
| Nowshera | 0.00 | 0.00 | 0.00 | 0.00 |
| Bajour | 0.00 | 0.00 | 0.00 | 0.00 |
| Khyber | 0.00 | 0.00 | 0.00 | 0.00 |
| Kurram | 0.00 | 0.00 | 0.00 | 0.00 |
| Muhmand | 0.00 | 0.00 | 0.00 | 0.00 |
| N. Waziristan | 0.00 | 0.00 | 0.00 | 0.00 |
| S. Waziristan | 0.00 | 0.00 | 0.00 | 0.00 |
| Oriakzai | 0.00 | 0.00 | 0.00 | 0.00 |
| SD Bannu | 0.00 | 0.00 | 0.00 | 0.00 |
| SD D.I. Khan | 0.00 | 0.00 | 0.00 | 0.00 |
| SD Hassan Khel | 0.00 | 0.00 | 0.00 | 0.00 |
| SD Kohat | 0.00 | 0.00 | 0.00 | 0.00 |
| Total | 0.023 | 0.014 | 0.010 | 0.009 |
| BALUCHISTAN | NOT GROWN | | NOT GROWN | |

Table No. 26
DISTRICT-WISE AREA AND PRODUCTION OF SUNFLOWER CROP

| Province/ District | (Area in Hectares) | | (Production in Tonnes) | |
|-----------------------|--------------------|--------------|------------------------|---------------|
| | 2021-22 | 2022-23 | 2021-22 | 2022-23 |
| PAKISTAN | 53264 | 75536 | 83437 | 132803 |
| PUNJAB | | | | |
| Attock | 0 | 0 | 0 | 0 |
| Rawalpindi | 0 | 0 | 0 | 0 |
| Muree | 0 | 0 | 0 | 0 |
| Islamabad | 0 | 0 | 0 | 0 |
| Jhelum | 101 | 185 | 252 | 351.38 |
| Chakwal | 0 | 0 | 0 | 0 |
| Talagang | 0 | 0 | 0 | 0 |
| Sargodha | 0 | 0 | 0 | 0 |
| Khushab | 0 | 0 | 0 | 0 |
| Mianwali | 963 | 219 | 530 | 194.62 |
| Bhakkar | 1367 | 3425 | 2548 | 6493.58 |
| Faisalabad | 34 | 37 | 70 | 65.28 |
| Toba Tek Singh | 49 | 0 | 99 | |
| Jhang | 49 | 59 | 90 | 116.06 |
| Chiniot | 0 | 0 | 0 | |
| Gujrat | 10 | 9 | 28 | 22.96 |
| M.B. Din | 20 | 42 | 58 | 139.94 |
| Wazirabad | 0 | 0 | 0 | 0 |
| Sialkot | 1802 | 1683 | 5427 | 6032.21 |
| Narowal | 817 | 839 | 2136 | 3110.33 |
| Gujranwala | 150 | 163 | 281 | 553.96 |
| Hafizabad | 0 | 164 | 0 | 415.37 |
| Sheikhupura | 60 | 145 | 137 | 312.61 |
| Nankana Sahib | 207 | 319 | 377 | 1234.32 |
| Lahore | 1 | 0 | 3 | 0 |
| Kasur | 45 | 0 | 93 | 0 |
| Okara | 329 | 538 | 967 | 1675.6 |
| Sahiwal | 2 | 3 | 6 | 8.36 |
| Pakpattan | 32 | 36 | 55 | 72.5 |
| Multan | 1416 | 971 | 3651 | 2918.4 |
| Lodhran | 1263 | 2650 | 3222 | 8623.72 |
| Khanewal | 209 | 355 | 566 | 1144.91 |
| Vehari | 354 | 628 | 813 | 1660.64 |
| M. Garh | 2885 | 6314 | 7449 | 14534.82 |
| Kot Addu | 0 | 788 | 0 | 1431.39 |
| Layyah | 1493 | 2857 | 3392 | 6817.14 |
| D.G. Khan | 4259 | 7830 | 10837 | 19433.13 |
| Rajanpur | 433 | 397 | 922 | 1069.38 |
| Bahawalpur | 1402 | 2061 | 3439 | 4217.83 |
| Rahimyar Khan | 115 | 118 | 242 | 222.62 |
| Bahawalnagar | 142 | 389 | 510 | 1426.94 |
| Total | 20011 | 33224 | 48200 | 84300 |

DISTRICT-WISE AREA AND PRODUCTION OF SUNFLOWER CROP

| Province/ District | (Area in Hectares) | | (Production in Tonnes) | |
|-----------------------|--------------------|--------------|------------------------|--------------|
| | 2021-22 | 2022-23 | 2021-22 | 2022-23 |
| SINDH | | | | |
| Khairpur | 0 | 0 | 0 | 0 |
| Ghotki | 0 | 0 | 0 | 0 |
| Sukkur | 0 | 0 | 0 | 0 |
| N. Feroze | 4 | 0 | 5 | 0 |
| Shaheed Benazir Abad | 0 | 0 | 0 | 0 |
| Jacobabad | 930 | 0 | 1041 | 0 |
| Kashmore | 0 | 0 | 0 | 0 |
| Shikarpur | 50 | 0 | 61 | |
| Larkana | 0 | 0 | 0 | 0 |
| Kambar Shahdat Kot | 0 | 0 | 0 | 0 |
| Sanghar | 0 | 0 | 0 | 0 |
| Tharparkar | 0 | 0 | 0 | 0 |
| Mirpurkhas | 44 | 40 | 50 | 45 |
| Umarmkot | 1400 | 0 | 1554 | 0 |
| Dadu | 0 | 0 | 0 | 0 |
| Jamshoro | 109 | 112 | 122 | 126 |
| Hyderabad | 30 | 30 | 36 | 36 |
| Matiari | 100 | 55 | 108 | 60 |
| Tando Allahyar | 0 | 0 | 0 | 0 |
| T.M.Khan | 597 | 493 | 705 | 583 |
| Badin | 13560 | 16670 | 13779 | 17054 |
| Thatta | 14863 | 17529 | 15328 | 18331 |
| Karachi | 8 | 7 | 10 | 9 |
| Total | 31695 | 34936 | 32799 | 36244 |
| KPK | | | | |
| Bannu | 0 | 0 | 0 | 0 |
| Lakki Marwat | 0 | 0 | 0 | 0 |
| D.Ikhan | 0 | 0 | 0 | 0 |
| Tank | 0 | 0 | 0 | 0 |
| Abbottabad | 0 | 0 | 0 | 0 |
| Battagram | 0 | 0 | 0 | 0 |
| Haripur | 0 | 0 | 0 | 0 |
| Kohistan | 0 | 0 | 0 | 0 |
| Mansehra | 0 | 0 | 0 | 0 |
| Kohat | 0 | 0 | 0 | 0 |
| Karak | 0 | 0 | 0 | 0 |
| Hangu | 0 | 0 | 0 | 0 |
| Mardan | 270 | 203 | 364 | 273 |
| Sawabi | 36 | 33 | 93 | 86 |
| Bunir | 0 | 0 | 0 | 0 |
| Chitral | 0 | 0 | 0 | 0 |
| Malakand | 0 | 0 | 0 | 0 |
| Dir Lower | 0 | 0 | 0 | 0 |
| Dir Upper | 0 | 0 | 0 | 0 |
| Shangla | 0 | 0 | 0 | 0 |
| Swat | 0 | 0 | 0 | 0 |

| | | | | |
|--------------------|-------------|-------------|-------------|--------------|
| Peshawar | 0 | 0 | 0 | 0 |
| Charsada | 25 | 27 | 123 | 133 |
| Nowshera | 33 | 14 | 59 | 25 |
| Bajour | 0 | 0 | 0 | 0 |
| Khyber | 0 | 0 | 0 | 0 |
| Kurram | 0 | 0 | 0 | 0 |
| Muhmand | 0 | 0 | 0 | 0 |
| N. Waziristan | 0 | 0 | 0 | 0 |
| S. Waziristan | 0 | 0 | 0 | 0 |
| Oriakzai | 0 | 0 | 0 | 0 |
| SD Bannu | 0 | 0 | 0 | 0 |
| SD D.I. Khan | 0 | 0 | 0 | 0 |
| SD Hassan Khel | 0 | 0 | 0 | 0 |
| SD Kohat | 0 | 0 | 0 | 0 |
| Total | 364 | 277 | 639 | 517 |
| BALUCHISTAN | | | | |
| Quetta | 0 | 0 | 0 | 0 |
| Pishin | 0 | 0 | 0 | 0 |
| K. Abdullah | 0 | 0 | 0 | 0 |
| Chagai | 70 | 70 | 110 | 110 |
| Nushki | 125 | 109 | 193 | 168 |
| Loralai | 0 | 0 | 0 | 0 |
| Musa Khail | 0 | 0 | 0 | 0 |
| Barkhan | 16 | 70 | 22 | 98 |
| Zhob | 0 | 0 | 0 | 0 |
| Sherani | 0 | 0 | 0 | 0 |
| Killa Saifullah | 18 | 21 | 29 | 34 |
| Sibi | 173 | 335 | 260 | 503 |
| Harnai | 0 | 0 | 0 | 0 |
| Ziarat | 0 | 0 | 0 | 0 |
| Kohlu | 17 | 50 | 20 | 59 |
| Dera Bughti | 0 | 0 | 0 | 0 |
| Nasirabad | 0 | 5300 | 0 | 9187 |
| Jaffarabad | 0 | 200 | 0 | 327 |
| Kachhi | 400 | 435 | 600 | 653 |
| Bolan | 0 | 0 | 0 | 0 |
| Jhal Magsi | 105 | 106 | 182 | 184 |
| Kalat | 5 | 5 | 7 | 0 |
| Mastung | 28 | 4 | 36 | 5 |
| Khuzdar | 46 | 60 | 60 | 83 |
| Awaran | 77 | 77 | 116 | 116 |
| Kharan | 32 | 110 | 50 | 0 |
| Washuk | 42 | 49 | 64 | 77 |
| Lasbela | 0 | 50 | 0 | 76 |
| Turbat | 40 | 48 | 50 | 62 |
| Panjgoor | 0 | 0 | 0 | 0 |
| Gwadar | 0 | 0 | 0 | 0 |
| Total | 1194 | 7099 | 1799 | 11742 |

Table No. 27
DISTRICT-WISE AREA AND PRODUCTION OF SAF FLOWER CROP

| PUNJAB | NOT GROWN | | NOT GROWN | |
|----------------------|---------------------------|----------------|-------------------------------|----------------|
| PAKISTAN | 0 | 0 | 0 | 0 |
| Province/ | (Area in Hectares) | | (Production in Tonnes) | |
| District | 2021-22 | 2022-23 | 2021-22 | 2022-23 |
| SINDH | | | | |
| Khairpur | - | - | - | - |
| Ghotki | - | - | - | - |
| Sukkur | - | - | - | - |
| N. Feroze | - | - | - | - |
| Shaheed Benazir Abad | - | - | - | - |
| Jacobabad | - | - | - | - |
| Kashmore | - | - | - | - |
| Shikarpur | - | - | - | - |
| Larkana | - | - | - | - |
| Kambar Shahdat Kot | - | - | - | - |
| Sanghar | - | - | - | - |
| Tharparkar | - | - | - | - |
| Mirpurkhas | - | - | - | - |
| Umarkot | - | - | - | - |
| Dadu | - | - | - | - |
| Jamshoro | - | - | - | - |
| Hyderabad | - | - | - | - |
| Matiari | - | - | - | - |
| Tando Allahyar | - | - | - | - |
| T.M.Khan | - | - | - | - |
| Badin | - | - | - | - |
| Thatta | - | - | - | - |
| Karachi | - | - | - | - |
| Total | 0 | 0 | 0 | 0 |
| KPK | | | | |
| Bannu | 0 | 0 | 0 | 0 |
| Lakki Marwat | 0 | 0 | 0 | 0 |
| D.Ikhan | 0 | 0 | 0 | 0 |
| Tank | 0 | 0 | 0 | 0 |
| Abbottabad | 0 | 0 | 0 | 0 |
| Battagram | 0 | 0 | 0 | 0 |
| Haripur | 0 | 0 | 0 | 0 |
| Kohistan | 0 | 0 | 0 | 0 |
| Mansehra | 0 | 0 | 0 | 0 |
| Kohat | 0 | 0 | 0 | 0 |
| Karak | 0 | 0 | 0 | 0 |
| Hangu | 0 | 0 | 0 | 0 |

| | | | | |
|--------------------|------------------|----------|------------------|----------|
| Mardan | 0 | 0 | 0 | 0 |
| Sawabi | 0 | 0 | 0 | 0 |
| Bunir | 0 | 0 | 0 | 0 |
| Chitral | 0 | 0 | 0 | 0 |
| Malakand | 0 | 0 | 0 | 0 |
| Dir Lower | 0 | 0 | 0 | 0 |
| Dir Upper | 0 | 0 | 0 | 0 |
| Shangla | 0 | 0 | 0 | 0 |
| Swat | 0 | 0 | 0 | 0 |
| Peshawar | 0 | 0 | 0 | 0 |
| Charsada | 0 | 0 | 0 | 0 |
| Nowshera | 0 | 0 | 0 | 0 |
| Bajour | 0 | 0 | 0 | 0 |
| Khyber | 0 | 0 | 0 | 0 |
| Kurram | 0 | 0 | 0 | 0 |
| Muhmand | 0 | 0 | 0 | 0 |
| N. Waziristan | 0 | 0 | 0 | 0 |
| S. Waziristan | 0 | 0 | 0 | 0 |
| Oriakzai | 0 | 0 | 0 | 0 |
| SD Bannu | 0 | 0 | 0 | 0 |
| SD D.I. Khan | 0 | 0 | 0 | 0 |
| SD Hassan Khel | 0 | 0 | 0 | 0 |
| SD Kohat | 0 | 0 | 0 | 0 |
| Total | 0 | 0 | 0 | 0 |
| BALUCHISTAN | NOT GROWN | | NOT GROWN | |

Table No. 28
DISTRICT-WISE AREA AND PRODUCTION OF ONION CROP

| Province/ District | (Area in Hectares) | | (Production in Tonnes) | |
|-----------------------|--------------------|---------------|------------------------|----------------|
| | 2021-22 | 2022-23 | 2021-22 | 2022-23 |
| PAKISTAN | 140839 | 135499 | 2062336 | 1843494 |
| PUNJAB | | | | |
| Attock | 620 | 1449 | 12701 | 35442 |
| Rawalpindi | 14 | 31 | 143 | 638 |
| Muree | 0 | 0 | 0 | 0 |
| Islamabad | 0 | 0 | 0 | 0 |
| Jhelum | 18 | 79 | 237 | 1174 |
| Chakwal | 286 | 324 | 6778 | 7199 |
| Talagang | 0 | 198 | 0 | 4509 |
| Sargodha | 55 | 27 | 299 | 440 |
| Khushab | 449 | 652 | 8572 | 13256 |
| Mianwali | 109 | 185 | 1242 | 2496 |
| Bhakkar | 1323 | 2473 | 15165 | 23614 |
| Faisalabad | 585 | 530 | 4208 | 5281 |
| Toba Tek Singh | 328 | 503 | 2538 | 5613 |
| Jhang | 182 | 645 | 2516 | 6162 |
| Chiniot | 14 | 20 | 198 | 241 |
| Gujrat | 17 | 69 | 177 | 579 |
| M.B. Din | 34 | 93 | 317 | 1528 |
| Wazirabad | 0 | 259 | 0 | 5291 |
| Sialkot | 209 | 523 | 4054 | 13286 |
| Narowal | 22 | 56 | 283 | 802 |
| Gujranwala | 966 | 1028 | 20450 | 23904 |
| Hafizabad | 150 | 125 | 1753 | 881 |
| Sheikhupura | 289 | 233 | 4409 | 3109 |
| Nankana Sahib | 346 | 262 | 3788 | 2244 |
| Lahore | 10 | 83 | 61 | 582 |
| Kasur | 397 | 344 | 2912 | 2618 |
| Okara | 852 | 1028 | 8863 | 12583 |
| Sahiwal | 223 | 105 | 1166 | 737 |
| Pakpattan | 376 | 512 | 2995 | 4475 |
| Multan | 3403 | 2991 | 42215 | 49507 |
| Lodhran | 3227 | 4969 | 28385 | 56640 |
| Khanewal | 854 | 1231 | 5806 | 12051 |
| Vehari | 2539 | 2932 | 24199 | 28186 |
| M. Garh | 1831 | 1457 | 22164 | 20631 |
| Kot Addu | 0 | 60 | 0 | 793 |
| Layyah | 23 | 94 | 309 | 1374 |
| D.G. Khan | 141 | 166 | 2967 | 2009 |
| Rajanpur | 2547 | 1712 | 45634 | 23246 |
| Bahawalpur | 2003 | 1662 | 18303 | 18915 |
| Rahimyar Khan | 1821 | 3068 | 25218 | 51405 |
| Bahawalnagar | 1134 | 1552 | 11632 | 18773 |
| Total | 27397 | 33730 | 332657 | 462214 |

DISTRICT-WISE AREA AND PRODUCTION OF ONION CROP

| Province/ District | (Area in Hectares) | | (Production in Tonnes) | |
|-----------------------|--------------------|--------------|------------------------|---------------|
| | 2021-22 | 2022-23 | 2021-22 | 2022-23 |
| SINDH | | | | |
| Khairpur | 448 | 484 | 6293 | 6805 |
| Ghotki | 532 | 528 | 7280 | 7226 |
| Sukkur | 212 | 205 | 2956 | 2858 |
| N. Feroze | 1749 | 1784 | 24077 | 24587 |
| Shaheed Benazir Abad | 3990 | 2845 | 57577 | 41138 |
| Jacobabad | 3856 | 4279 | 52967 | 59159 |
| Kashmore | 548 | 567 | 7721 | 7989 |
| Shikarpur | 152 | 317 | 1986 | 4143 |
| Larkana | 1196 | 1191 | 16695 | 16625 |
| Kambar Shahdat Kot | 159 | 121 | 2237 | 1703 |
| Sanghar | 5077 | 5013 | 69423 | 69039 |
| Tharparkar | 502 | 315 | 5354 | 3360 |
| Mirpurkhas | 9775 | 10754 | 126669 | 140546 |
| Umarkot | 2245 | 375 | 26209 | 4378 |
| Dadu | 4302 | 1290 | 60093 | 18020 |
| Jamshoro | 12370 | 9570 | 169320 | 131145 |
| Hyderabad | 289 | 268 | 4083 | 3786 |
| Matiari | 7656 | 3218 | 110357 | 46430 |
| Tando Allahyar | 2075 | 1198 | 29430 | 16991 |
| T.M.Khan | 1779 | 1757 | 20220 | 19970 |
| Badin | 316 | 316 | 3862 | 3862 |
| Thatta | 2667 | 1285 | 32008 | 15422 |
| Karachi | 69 | 175 | 656 | 1664 |
| Total | 61964 | 47855 | 837473 | 646846 |
| KPK | | | | |
| Bannu | 0 | 0 | 0 | 0 |
| Lakki Marwat | 0 | 0 | 0 | 0 |
| D.Ikhan | 0 | 0 | 0 | 0 |
| Tank | 0 | 0 | 0 | 0 |
| Abbottabad | 0 | 0 | 0 | 0 |
| Battagram | 3 | 14 | 34 | 175 |
| Haripur | 30 | 30 | 343 | 344 |
| Kohistan | 0 | 0 | 0 | 0 |
| Mansehra | 179 | 185 | 2405 | 2486 |
| Kohat | 8 | 1 | 300 | 30 |
| Karak | 0 | 0 | 0 | 0 |
| Hangu | 26 | 7 | 932 | 261 |
| Mardan | 120 | 121 | 1532 | 1450 |
| Sawabi | 156 | 39 | 1140 | 284 |
| Bunir | 25 | 28 | 531 | 597 |
| Chitral | 376 | 377 | 4621 | 4629 |
| Malakand | 1050 | 1140 | 15966 | 18745 |
| Dir Lower | 1325 | 1250 | 21851 | 20613 |
| Dir Upper | 1374 | 1390 | 16728 | 17047 |
| Shangla | 0 | 0 | 0 | 0 |
| Swat | 3414 | 4337 | 92094 | 110740 |
| Peshawar | 26 | 33 | 234 | 297 |

| | | | | |
|--------------------|--------------|--------------|---------------|---------------|
| Charsada | 487 | 497 | 7392 | 7533 |
| Nowshera | 14 | 22 | 126 | 198 |
| Bajour | 561 | 564 | 8145 | 8354 |
| Khyber | 535 | 538 | 7605 | 7874 |
| Kurram | 248 | 250 | 3725 | 3982 |
| Muhmand | 727 | 722 | 10105 | 10208 |
| N. Waziristan | 96 | 108 | 1372 | 1583 |
| S. Waziristan | 219 | 223 | 3124 | 3205 |
| Oriakzai | 83 | 87 | 1167 | 1226 |
| SD Bannu | 86 | 89 | 1231 | 1294 |
| SD D.I. Khan | 66 | 69 | 884 | 953 |
| SD Hassan Khel | 40 | 42 | 335 | 418 |
| SD Kohat | 22 | 24 | 326 | 363 |
| Total | 11296 | 12187 | 204248 | 224889 |
| BALUCHISTAN | | | | |
| Quetta | 412 | 336 | 6814 | 1149 |
| Pishin | 119 | 141 | 2170 | 1258 |
| K. Abdullah | 92 | 94 | 1675 | 1711 |
| Chagai | 2970 | 2985 | 36234 | 7595 |
| Noushki | 2755 | 2775 | 51670 | 26351 |
| Loralai | 686 | 620 | 10629 | 4769 |
| Musa Khail | 31 | 43 | 532 | 686 |
| Barkhan | 108 | 480 | 1862 | 8238 |
| Zhob | 54 | 61 | 830 | 679 |
| Sherani | 35 | 39 | 518 | 648 |
| Killa Saifullah | 498 | 511 | 9056 | 2000 |
| Sibi | 60 | 64 | 1088 | 490 |
| Harani | 2551 | 2545 | 47005 | 45033 |
| Ziarat | 57 | 55 | 798 | 840 |
| Kohlu | 27 | 85 | 479 | 1491 |
| Dera Bughti | 38 | 39 | 670 | 684 |
| Nasirabad | 3520 | 3550 | 67741 | 68319 |
| Jaffarabad | 1338 | 1345 | 33425 | 33600 |
| Kachhi | 103 | 106 | 770 | 2061 |
| Jhal Magsi | 95 | 95 | 1842 | 388 |
| Kalat | 2371 | 2625 | 52084 | 19441 |
| Mastung | 1137 | 1112 | 22999 | 6170 |
| Khuzdar | 5360 | 5577 | 107827 | 98814 |
| Awaran | 3010 | 2995 | 36864 | 23012 |
| Kharan | 5283 | 5345 | 80167 | 51823 |
| Washuk | 3588 | 3800 | 56155 | 65007 |
| Lasbela | 3000 | 3300 | 50488 | 29569 |
| Turbat | 459 | 468 | 34 | 7089 |
| Panjgoor | 425 | 536 | 5532 | 630 |
| Gwadar | 0 | 0 | 0 | 0 |
| Total | 40182 | 41727 | 687958 | 509545 |

* = Nominal

Table No. 29
DISTRICT-WISE AREA AND PRODUCTION OF GARLIC CROP

| Province/ District | (Area in Hectares) | | (Production in Tonnes) | |
|-----------------------|--------------------|--------------|------------------------|---------------|
| | 2021-22 | 2022-23 | 2021-22 | 2022-23 |
| PAKISTAN | 12586 | 12993 | 107986 | 115391 |
| PUNJAB | | | | |
| Attock | 696 | 756 | 7378 | 7077 |
| Rawalpindi | 98 | 102 | 1497 | 2980 |
| Mure | 0 | 0 | 0 | 0 |
| Islamabad | 0 | 0 | 0 | 0 |
| Jhelum | 58 | 161 | 251 | 1216 |
| Chakwal | 87 | 129 | 344 | 670 |
| Talagang | 0 | 54 | 0 | 208 |
| Sargodha | 66 | 93 | 841 | 881 |
| Khushab | 28 | 36 | 168 | 186 |
| Mianwali | 111 | 492 | 1105 | 4551 |
| Bhakkar | 6 | 0 | 32 | 0 |
| Faisalabad | 500 | 338 | 4153 | 1971 |
| Toba Tek Singh | 374 | 263 | 2736 | 2416 |
| Jhang | 101 | 149 | 479 | 652 |
| Chiniot | 83 | 69 | 325 | 326 |
| Gujrat | 142 | 71 | 553 | 280 |
| M.B. Din | 83 | 136 | 538 | 814 |
| Sialkot | 164 | 90 | 1394 | 814 |
| Narowal | 33 | 82 | 270 | 879 |
| Gujranwala | 142 | 35 | 1281 | 406 |
| Hafizabad | 36 | 15 | 213 | 74 |
| Wazirabad | 0 | 121 | 0 | 1405 |
| Sheikhupura | 142 | 128 | 1418 | 1098 |
| Nankana Sahib | 337 | 223 | 2213 | 1404 |
| Lahore | 54 | 113 | 208 | 513 |
| Kasur | 267 | 114 | 3045 | 795 |
| Okara | 378 | 263 | 2877 | 1636 |
| Sahiwal | 634 | 716 | 5276 | 8012 |
| Pakpattan | 181 | 178 | 641 | 1371 |
| Multan | 65 | 53 | 748 | 624 |
| Lodhran | 158 | 106 | 1387 | 690 |
| Khanewal | 143 | 133 | 845 | 661 |
| Vehari | 162 | 121 | 1303 | 866 |
| M. Garh | 10 | 18 | 98 | 178 |
| Kot Addu | 0 | 0 | 0 | 0 |
| Layyah | 1121 | 890 | 7941 | 6196 |
| D.G. Khan | 0 | 0 | 0 | 0 |
| Rajanpur | 8 | 0 | 60 | 0 |
| Bahawalpur | 346 | 223 | 1315 | 1329 |
| Rahimyar Khan | 234 | 173 | 1947 | 1499 |
| Bahawalnagar | 110 | 116 | 745 | 810 |
| Total | 7158 | 6760 | 55625 | 55488 |

DISTRICT-WISE AREA AND PRODUCTION OF GARLIC CROP

| Province/ District | (Area in Hectares) | | (Production in Tonnes) | |
|-----------------------|--------------------|------------|------------------------|-------------|
| | 2021-22 | 2022-23 | 2021-22 | 2022-23 |
| SINDH | | | | |
| Khairpur | 45 | 40 | 238 | 212 |
| Ghotki | 12 | 10 | 64 | 53 |
| Sukkur | 26 | 27 | 142 | 147 |
| N. Feroze | 3 | 3 | 16 | 16 |
| Shaheed Benazir Abad | 27 | 35 | 148 | 192 |
| Jacobabad | 0 | 0 | 0 | 0 |
| Kashmore | 6 | 0 | 32 | 0 |
| Shikarpur | 20 | 45 | 109 | 246 |
| Larkana | 50 | 57 | 274 | 302 |
| Kambar Shahdat Kot | 0 | 0 | 0 | 0 |
| Sanghar | 65 | 58 | 351 | 313 |
| Tharparkar | 0 | 0 | 0 | 0 |
| Mirpurkhas | 0 | 0 | 0 | 0 |
| Umarkot | 8 | 12 | 43 | 64 |
| Dadu | 45 | 44 | 237 | 232 |
| Jamshoro | 9 | 12 | 49 | 65 |
| Hyderabad | 33 | 22 | 176 | 118 |
| Matiari | 82 | 86 | 437 | 459 |
| Tando Allahyar | 63 | 55 | 339 | 296 |
| T.M.Khan | 83 | 107 | 446 | 584 |
| Badin | 45 | 48 | 241 | 261 |
| Thatta | 133 | 133 | 700 | 691 |
| Karachi | 0 | 0 | 0 | 0 |
| Total | 755 | 794 | 4042 | 4251 |
| KPK | | | | |
| Bannu | 475 | 462 | 2723 | 2678 |
| Lakki Marwat | 0 | 0 | 0 | 0 |
| D.Ikhan | 0 | 0 | 0 | 0 |
| Tank | 0 | 0 | 0 | 0 |
| Abbottabad | 0 | 0 | 0 | 0 |
| Battagram | 15 | 18 | 28 | 38 |
| Haripur | 29 | 29 | 146 | 147 |
| Kohistan | 0 | 0 | 0 | 0 |
| Mansehra | 25 | 23 | 127 | 116 |
| Kohat | 353 | 399 | 3675 | 4155 |
| Karak | 0 | 0 | 0 | 0 |
| Hangu | 8 | 5 | 153 | 95 |
| Mardan | 322 | 293 | 4508 | 4102 |
| Sawabi | 660 | 939 | 8105 | 11540 |
| Bunir | 6 | 8 | 45 | 60 |
| Chitral | 6 | 5 | 29 | 26 |
| Malakand | 70 | 105 | 650 | 1050 |
| Dir Lower | 21 | 46 | 153 | 334 |
| Dir Upper | 15 | 18 | 144 | 175 |
| Shangla | 35 | 35 | 171 | 170 |
| Swat | 287 | 357 | 2601 | 3221 |
| Peshawar | 244 | 262 | 3069 | 3295 |

| | | | | |
|--------------------|-------------|-------------|--------------|--------------|
| Charsada | 185 | 182 | 2352 | 2313 |
| Nowshera | 398 | 594 | 6845 | 10201 |
| Bajour | 0 | 0 | 0 | 0 |
| Khyber | 0 | 0 | 0 | 0 |
| Kurram | 21 | 23 | 129 | 148 |
| Muhmand | 24 | 26 | 134 | 153 |
| N. Waziristan | 0 | 0 | 0 | 0 |
| S. Waziristan | 21 | 22 | 119 | 122 |
| Oriakzai | 34 | 34 | 179 | 187 |
| SD Bannu | 10 | 12 | 56 | 72 |
| SD D.I. Khan | 0 | 0 | 0 | 0 |
| SD Hassan Khel | 0 | 0 | 0 | 0 |
| SD Kohat | 33 | 34 | 176 | 185 |
| Total | 3297 | 3931 | 36317 | 44583 |
| BALUCHISTAN | | | | |
| Quetta | 0 | 0 | 0 | 0 |
| Pishin | 0 | 0 | 0 | 0 |
| K. Abdullah | 0 | 0 | 0 | 0 |
| Chagai | 12 | 14 | 89 | 45 |
| Noushki | 8 | 10 | 56 | 49 |
| Loralai | 189 | 241 | 1754 | 1429 |
| Musa Khail | 40 | 43 | 358 | 349 |
| Barkhan | 11 | 34 | 81 | 250 |
| Zhob | 34 | 39 | 256 | 188 |
| Sherani | 36 | 42 | 258 | 280 |
| Killa Saifullah | 76 | 81 | 573 | 151 |
| Sibi | 0 | 0 | 0 | 0 |
| Harani | 808 | 820 | 7224 | 7045 |
| Ziarat | 0 | 0 | 0 | 0 |
| Kohlu | 6 | 8 | 42 | 56 |
| Dera Bughti | 0 | 0 | 0 | 0 |
| Nasirabad | 0 | 0 | 0 | 0 |
| Jaffarabad | 26 | 28 | 256 | 276 |
| Kachhi | 0 | 0 | 0 | 0 |
| Jhal Magsi | 0 | 0 | 0 | 0 |
| Kalat | 0 | 0 | 0 | 0 |
| Mastung | 3 | 5 | 24 | 16 |
| Khuzdar | 38 | 38 | 304 | 304 |
| Awaran | 0 | 0 | 0 | 0 |
| Kharan | 20 | 22 | 166 | 108 |
| Washuk | 9 | 11 | 78 | 95 |
| Lasbela | 0 | 0 | 0 | 0 |
| Turbat | 30 | 32 | 275 | 275 |
| Panjgoor | 15 | 40 | 104 | 153 |
| Gwadar | 15 | 0 | 104 | 0 |
| Total | 1376 | 1508 | 12002 | 11069 |

Table No. 30
DISTRICT-WISE AREA AND PRODUCTION OF GINGER CROP

| Province/ District | (Area in Hectares) | | (Production in Tonnes) | |
|-----------------------|--------------------|----------|------------------------|----------|
| | 2021-22 | 2022-23 | 2021-22 | 2022-23 |
| PAKISTAN | 6 | 4 | 4 | 3 |
| PUNJAB | NOT GROWN | | NOT GROWN | |
| SINDH | | | | |
| Khairpur | 0 | 0 | 0 | 0 |
| Ghotki | 0 | 0 | 0 | 0 |
| Sukkur | 0 | 0 | 0 | 0 |
| N. Feroze | 0 | 0 | 0 | 0 |
| Shaheed Benazir Abad | 6 | 4 | 3 | 3 |
| Jacobabad | 0 | 0 | 0 | 0 |
| Kashmore | 0 | 0 | 0 | 0 |
| Shikarpur | 0 | 0 | 0 | 0 |
| Larkana | 0 | 0 | 0 | 0 |
| Kambar Shahdat Kot | 0 | 0 | 0 | 0 |
| Sanghar | 0 | 0 | 0 | 0 |
| Tharparkar | 0 | 0 | 0 | 0 |
| Mirpurkhas | 0 | 0 | 0 | 0 |
| Umarkot | 0 | 0 | 0 | 0 |
| Dadu | 0 | 0 | 0 | 0 |
| Jamshoro | 0 | 0 | 0 | 0 |
| Hyderabad | 0 | 0 | 0 | 0 |
| Matiali | 0 | 0 | 0 | 0 |
| Tando Allahyar | 0 | 0 | 1 | 0 |
| T.M.Khan | 0 | 0 | 0 | 0 |
| Badin | 0 | 0 | 0 | 0 |
| Thatta | 0 | 0 | 0 | 0 |
| Karachi | 0 | 0 | 0 | 0 |
| Total | 6 | 4 | 4 | 3 |
| KPK | NOT GROWN | | NOT GROWN | |
| BALUCHISTAN | NOT GROWN | | NOT GROWN | |

Table No. 31
DISTRICT-WISE AREA AND PRODUCTION OF CHILLIES CROP

| Province/ District | (Area in Hectares) | | (Production in Tonnes) | |
|-----------------------|--------------------|--------------|------------------------|---------------|
| | 2021-22 | 2022-23 | 2021-22 | 2022-23 |
| PAKISTAN | 56854 | 47870 | 111980 | 109613 |
| PUNJAB | | | | |
| Attock | 0 | 0 | 0 | 0 |
| Rawalpindi | 0 | 0 | 0 | 0 |
| Islamabad | 0 | 0 | 0 | 0 |
| Jhelum | 0 | 0 | 0 | 0 |
| Chakwal | 0 | 0 | 0 | 0 |
| Sargodha | 7 | 0 | 19 | 0 |
| Khushab | 0 | 6 | 0 | 10 |
| Mianwali | 0 | 0 | 0 | 0 |
| Bhakkar | 0 | 0 | 0 | 0 |
| Faisalabad | 0 | 0 | 0 | 0 |
| Toba Tek Singh | 2 | 3 | 2 | 2 |
| Jhang | 0 | 10 | 0 | 9 |
| Chiniot | 0 | 0 | 0 | 0 |
| Gujrat | 0 | 0 | 0 | 0 |
| M.B. Din | 0 | 0 | 0 | 0 |
| Sialkot | 0 | 0 | 0 | 0 |
| Narowal | 1 | 1 | 3 | 3 |
| Gujranwala | 0 | 0 | 0 | 0 |
| Hafizabad | 0 | 0 | 0 | 0 |
| Sheikhupura | 0 | 0 | 0 | 0 |
| Nankana Sahib | 1 | 0 | 1 | 0 |
| Lahore | 0 | 0 | 0 | 0 |
| Kasur | 5 | 7 | 7 | 9 |
| Okara | 71 | 87 | 126 | 96 |
| Sahiwal | 8 | 11 | 19 | 42 |
| Pakpattan | 14 | 50 | 17 | 103 |
| Multan | 4102 | 2630 | 12348 | 8060 |
| Lodhran | 2536 | 2483 | 6599 | 7649 |
| Khanewal | 91 | 9 | 225 | 28 |
| Vehari | 9 | 39 | 22 | 106 |
| M. Garh | 231 | 213 | 780 | 493 |
| Layyah | 0 | | 0 | 0 |
| D.G. Khan | 199 | 79 | 631 | 177 |
| Rajanpur | 379 | 1515 | 1324 | 3892 |
| Bahawalpur | 705 | 550 | 2368 | 1733 |
| Rahimyar Khan | 172 | 0 | 359 | 0 |
| Bahawalnagar | 0 | 0 | 0 | 0 |
| Total | 8533 | 7693 | 24850 | 22412 |

DISTRICT-WISE AREA AND PRODUCTION OF CHILLIES CROP

| Province/ District | (Area in Hectares) | | (Production in Tonnes) | |
|-----------------------|--------------------|--------------|------------------------|--------------|
| | 2021-22 | 2022-23 | 2021-22 | 2022-23 |
| SINDH | | | | |
| Khairpur | 331 | 314 | 752 | 726 |
| Ghotki | 126 | 104 | 294 | 217 |
| Sukkur | 98 | 104 | 231 | 257 |
| N. Feroze | 62 | 47 | 159 | 132 |
| Shaheed Benazir Abad | 309 | 255 | 815 | 683 |
| Jacobabad | 42 | 52 | 69 | 85 |
| Kashmore | 13 | 18 | 34 | 30 |
| Shikarpur | 388 | 108 | 797 | 236 |
| Larkana | 80 | 86 | 206 | 202 |
| Kambar Shahdat Kot | 0 | 0 | 0 | 0 |
| Sanghar | 1871 | 1850 | 3188 | 3192 |
| Tharparkar | 0 | 1200 | 0 | 3701 |
| Mirpurkhas | 6252 | 1394 | 14742 | 2508 |
| Umarmkot | 5665 | 3470 | 16011 | 10628 |
| Dadu | 864 | 894 | 1976 | 2020 |
| Jamshoro | 1928 | 1898 | 3511 | 3367 |
| Hyderabad | 412 | 201 | 950 | 442 |
| Matiari | 2091 | 1675 | 3924 | 3216 |
| Tando Allahyar | 866 | 571 | 1261 | 897 |
| T.M.Khan | 718 | 527 | 1656 | 1148 |
| Badin | 16552 | 14940 | 19134 | 37081 |
| Thatta | 4223 | 4505 | 9173 | 9854 |
| Karachi | 186 | 435 | 440 | 1203 |
| Total | 43077 | 34648 | 79323 | 81825 |
| KPK | | | | |
| Bannu | 0 | 0 | 0 | 0 |
| Lakki Marwat | 0 | 0 | 0 | 0 |
| D.Ikhan | 0 | 0 | 0 | 0 |
| Tank | 0 | 0 | 0 | 0 |
| Abbottabad | 0 | 0 | 0 | 0 |
| Battagram | 0 | 0 | 0 | 0 |
| Haripur | 17 | 20 | 16 | 18 |
| Kohistan | 0 | 0 | 0 | 0 |
| Mansehra | 0 | 0 | 0 | 0 |
| Kohat | 45 | 64 | 38 | 54 |
| Karak | 3 | 0 | 6 | 0 |
| Hangu | 4 | 8 | 5 | 10 |
| Mardan | 23 | 22 | 26 | 25 |
| Sawabi | 0 | 0 | 0 | 0 |
| Bunir | 0 | 0 | 0 | 0 |
| Chitral | 10 | 11 | 34 | 36 |
| Malakand | 22 | 20 | 20 | 19 |
| Dir Lower | 14 | 14 | 23 | 23 |
| Dir Upper | 11 | 12 | 21 | 24 |
| Shangla | 0 | 0 | 0 | 0 |
| Swat | 0 | 0 | 0 | 0 |
| Peshawar | 15 | 14 | 24 | 23 |

| | | | | |
|--------------------|-------------|-------------|-------------|-------------|
| Charsada | 16 | 15 | 27 | 25 |
| Nowshera | 0 | 0 | 0 | 0 |
| Bajour | 24 | 27 | 26 | 28 |
| Khyber | 14 | 15 | 13 | 14 |
| Kurram | 17 | 19 | 19 | 21 |
| Muhmand | 165 | 161 | 163 | 158 |
| N. Waziristan | 0 | 0 | 0 | 0 |
| S. Waziristan | 0 | 0 | 0 | 0 |
| Oriakzai | 26 | 29 | 35 | 38 |
| SD Bannu | 0 | 0 | 0 | 0 |
| SD D.I. Khan | 0 | 0 | 0 | 0 |
| SD Hassan Khel | 0 | 0 | 0 | 0 |
| SD Kohat | 0 | 0 | 0 | 0 |
| Total | 426 | 451 | 496 | 516 |
| BALUCHISTAN | | | | |
| Quetta | 0 | 0 | 0 | 0 |
| Pishin | 42 | 51 | 63 | 23 |
| K. Abdullah | 0 | 0 | 0 | 0 |
| Chagai | 20 | 23 | 30 | 11 |
| Nushki | 14 | 19 | 22 | 17 |
| Loralai | 1357 | 1454 | 2290 | 1220 |
| Musa Khail | 198 | 207 | 297 | 276 |
| Barkhan | 1750 | 1910 | 2563 | 2599 |
| Zhob | 64 | 70 | 85 | 54 |
| Sherani | 0 | 0 | 0 | 0 |
| Killa Saifullah | 332 | 339 | 503 | 109 |
| Sibi | 0 | 0 | 0 | 0 |
| Harnai | 0 | 0 | 0 | 0 |
| Ziarat | 0 | 0 | 0 | 0 |
| Kohlu | 16 | 18 | 23 | 13 |
| Dera Bughti | 18 | 54 | 26 | 61 |
| Nasirabad | 0 | 0 | 0 | 0 |
| Jaffarabad | 10 | 0 | 16 | 0 |
| Kachhi | 29 | 27 | 42 | 39 |
| Jhal Magsi | 0 | 0 | 0 | 0 |
| Kalat | 53 | 55 | 109 | 23 |
| Mastung | 12 | 9 | 22 | 0 |
| Khuzdar | 475 | 475 | 632 | 0 |
| Awaran | 73 | 75 | 99 | 65 |
| Kharan | 25 | 26 | 36 | 19 |
| Washuk | 10 | 15 | 15 | 23 |
| Lasbela | 266 | 190 | 372 | 266 |
| Turbat | 19 | 19 | 26 | 23 |
| Panjgoor | 35 | 42 | 40 | 19 |
| Gwadar | 0 | 0 | 0 | 0 |
| Total | 4818 | 5078 | 7311 | 4860 |

* = Nominal

Table No. 32
DISTRICT-WISE AREA AND PRODUCTION OF CORIANDER CROP

| Province/ District | (Area in Hectares) | | (Production in Tonnes) | |
|-----------------------|--------------------|-------------|------------------------|-------------|
| | 2021-22 | 2022-23 | 2021-22 | 2022-23 |
| PAKISTAN | 5617 | 5942 | 3445 | 3574 |
| PUNJAB | | | | |
| Attock | 0 | 0 | 0 | 0 |
| Rawalpindi | 0 | 0 | 0 | 0 |
| Muree | 0 | 0 | 0 | 0 |
| Islamabad | 0 | 0 | 0 | 0 |
| Jhelum | 0 | 0 | 0 | 0 |
| Chakwal | 0 | 0 | 0 | 0 |
| Talagang | 0 | 0 | 0 | 0 |
| Sargodha | 12 | 2 | 6 | 1.1 |
| Khushab | 0 | 0 | 0 | 0 |
| Mianwali | 0 | 0 | 0 | 0 |
| Bhakkar | 0 | 0 | 0 | 0 |
| Faisalabad | 69 | 60.7 | 44 | 40.8 |
| Toba Tek Singh | 2 | 14.57 | 2 | 8.73 |
| Jhang | 32 | 20.23 | 21 | 13.6 |
| Chiniot | 13 | 4.86 | 7 | 2.72 |
| Gujrat | 0 | 0 | 0 | 0 |
| M.B. Din | 7 | 2.83 | 3 | 1.41 |
| Sialkot | 0 | 0 | 0 | 0 |
| Narowal | 0 | 0 | 0 | 0 |
| Gujranwala | 2 | 1.21 | 1 | 0.48 |
| Hafizabad | 2 | 2.43 | 1 | 0.6 |
| Wazirabad | 0 | 0 | 0 | 0 |
| Sheikhupura | 6 | 0 | 1 | 0 |
| Nankana Sahib | 4 | 0 | 1 | 0 |
| Lahore | 0 | 0 | 0 | 0 |
| Kasur | 5 | 0 | 2 | 0 |
| Okara | 6 | 3.24 | 4 | 2.49 |
| Sahiwal | 2 | 2.02 | 2 | 2.06 |
| Pakpattan | 2 | 3.24 | 2 | 3.02 |
| Multan | 54 | 56.65 | 51 | 54.88 |
| Lodhran | 4 | 4.86 | 4 | 5.21 |
| Khanewal | 27 | 29.14 | 28 | 30.87 |
| Vehari | 16 | 18.21 | 16 | 18.65 |
| M. Garh | 10 | 10.12 | 6 | 5.5 |
| Kot Addu | 0 | 0 | 0 | 0 |
| Layyah | 1 | 0.81 | 0 | 0.44 |
| D.G. Khan | 0 | 0 | 0 | 0 |
| Rajanpur | 12 | 9.31 | 15 | 9 |
| Bahawalpur | 4 | 0 | 5 | 0 |
| Rahimyar Khan | 0 | 60.7 | 0 | 72 |
| Bahawalnagar | 9 | 0 | 7 | 0 |
| Total | 301 | 307 | 229 | 274 |

DISTRICT-WISE AREA AND PRODUCTION OF CORIANDER CROP

| Province/ District | (Area in Hectares) | | (Production in Tonnes) | |
|-----------------------|--------------------|-------------|------------------------|-------------|
| | 2021-22 | 2022-23 | 2021-22 | 2022-23 |
| SINDH | | | | |
| Khairpur | 195 | 191 | 108 | 106 |
| Ghotki | 75 | 33 | 41 | 18 |
| Sukkur | 90 | 95 | 52 | 55 |
| N. Feroze | 54 | 45 | 30 | 25 |
| Shaheed Benazir Abad | 46 | 53 | 30 | 35 |
| Jacobabad | 70 | 127 | 45 | 81 |
| Kashmore | 10 | 0 | 6 | 0 |
| Shikarpur | 330 | 400 | 199 | 241 |
| Larkana | 218 | 234 | 127 | 136 |
| Kambar Shahdat Kot | 0 | 0 | 0 | 0 |
| Sanghar | 30 | 22 | 19 | 14 |
| Tharparkar | 0 | 0 | 0 | 0 |
| Mirpurkhas | 400 | 388 | 247 | 240 |
| Umarkot | 3 | 5 | 2 | 3 |
| Dadu | 42 | 48 | 26 | 30 |
| Jamshoro | 28 | 25 | 17 | 15 |
| Hyderabad | 71 | 110 | 48 | 74 |
| Matiari | 218 | 224 | 146 | 150 |
| Tando Allahyar | 52 | 43 | 33 | 28 |
| T.M.Khan | 231 | 271 | 142 | 167 |
| Badin | 48 | 50 | 32 | 33 |
| Thatta | 867 | 879 | 578 | 586 |
| Karachi | 50 | 52 | 29 | 30 |
| Total | 3128 | 3295 | 1957 | 2067 |
| KPK | | | | |
| Bannu | 0 | 0 | 0 | 0 |
| Lakki Marwat | 0 | 0 | 0 | 0 |
| D.Ikhan | 0 | 0 | 0 | 0 |
| Tank | 0 | 0 | 0 | 0 |
| Abbottabad | 0 | 0 | 0 | 0 |
| Battagram | 0 | 0 | 0 | 0 |
| Haripur | 0 | 0 | 0 | 0 |
| Kohistan | 0 | 0 | 0 | 0 |
| Mansehra | 0 | 0 | 0 | 0 |
| Kohat | 0 | 0 | 0 | 0 |
| Karak | 0 | 0 | 0 | 0 |
| Hangu | 0 | 0 | 0 | 0 |
| Mardan | 15 | 13 | 8 | 7 |
| Sawabi | 0 | 0 | 0 | 0 |
| Bunir | 0 | 0 | 0 | 0 |
| Chitral | 0 | 0 | 0 | 0 |
| Malakand | 0 | 0 | 0 | 0 |
| Dir Lower | 0 | 0 | 0 | 0 |
| Dir Upper | 9 | 11 | 4 | 5 |
| Shangla | 0 | 0 | 0 | 0 |
| Swat | 0 | 0 | 0 | 0 |
| Peshawar | 17 | 15 | 7 | 7 |

| | | | | |
|--------------------|-------------|-------------|-------------|-------------|
| Charsada | 0 | 0 | 0 | 0 |
| Nowshera | 3 | 0 | 3 | 0 |
| Bajour | 0 | 0 | 0 | 0 |
| Khyber | 0 | 0 | 0 | 0 |
| Kurram | 21 | 19 | 13 | 12 |
| Muhmand | 96 | 93 | 61 | 60 |
| N. Waziristan | 0 | 0 | 0 | 0 |
| S. Waziristan | 0 | 0 | 0 | 0 |
| Oriakzai | 0 | 0 | 0 | 0 |
| SD Bannu | 0 | 0 | 0 | 0 |
| SD D.I. Khan | 0 | 0 | 0 | 0 |
| SD Hassan Khel | 0 | 0 | 0 | 0 |
| SD Kohat | 0 | 0 | 0 | 0 |
| Total | 161 | 151 | 97 | 91 |
| BALUCHISTAN | | | | |
| Quetta | 0 | 0 | 0 | 0 |
| Pishin | 0 | 0 | 0 | 0 |
| K. Abdullah | 0 | 0 | 0 | 0 |
| Chagai | 3 | 4 | 2 | 3 |
| Noushki | 4 | 5 | 2 | 2 |
| Loralai | 183 | 217 | 107 | 58 |
| Musa Khail | 17 | 19 | 9 | 9 |
| Barkhan | 3 | 11 | 2 | 7 |
| Zhob | 0 | 0 | 0 | 0 |
| Sherani | 0 | 0 | 0 | 0 |
| Killa Saifullah | 0 | 0 | 0 | 0 |
| Sibi | 4 | 3 | 3 | 2 |
| Harani | 33 | 35 | 19 | 20 |
| Ziarat | 0 | 0 | 0 | 0 |
| Kohlu | 6 | 8 | 4 | 5 |
| Dera Bughti | 0 | 0 | 0 | 0 |
| Nasirabad | 910 | 965 | 519 | 550 |
| Jaffarabad | 410 | 447 | 230 | 251 |
| Kachhi | 122 | 125 | 71 | 73 |
| Jhal Magsi | 113 | 115 | 65 | 66 |
| Kalat | 69 | 71 | 41 | 10 |
| Mastung | 9 | 10 | 5 | 1 |
| Khuzdar | 79 | 83 | 48 | 50 |
| Awaran | 4 | 6 | 2 | 3 |
| Kharan | 9 | 11 | 5 | 3 |
| Washuk | 4 | 6 | 2 | 3 |
| Lasbela | 20 | 18 | 15 | 14 |
| Turbat | 16 | 18 | 9 | 9 |
| Panjgoor | 9 | 12 | 2 | 3 |
| Gwadar | 0 | 0 | 0 | 0 |
| Total | 2027 | 2189 | 1162 | 1142 |

Table No. 33
DISTRICT-WISE AREA AND PRODUCTION OF TURMERIC CROP

| Province/ District | (Area in Hectares) | | (Production in Tonnes) | |
|-----------------------|--------------------|-------------|------------------------|---------------|
| | 2021-22 | 2022-23 | 2021-22 | 2022-23 |
| PAKISTAN | 4357 | 4972 | 104034 | 109697 |
| PUNJAB | | | | |
| Attock | 0 | 0 | 0 | 0 |
| Rawalpindi | 0 | 0 | 0 | 0 |
| Islamabad | 0 | 0 | 0 | 0 |
| Jhelum | 0 | 0 | 0 | 0 |
| Chakwal | 0 | 0 | 0 | 0 |
| Sargodha | 0 | 0 | 0 | 0 |
| Khushab | 0 | 0 | 0 | 0 |
| Mianwali | 0 | 0 | 0 | 0 |
| Bhakkar | 0 | 0 | 0 | 0 |
| Faisalabad | 0 | 0 | 0 | 0 |
| Toba Tek Singh | 0 | 0 | 0 | 0 |
| Jhang | 0 | 0 | 0 | 0 |
| Chiniot | 0 | 0 | 0 | 0 |
| Gujrat | 0 | 0 | 0 | 0 |
| M.B. Din | 0 | 0 | 0 | 0 |
| Sialkot | 0 | 0 | 0 | 0 |
| Narowal | 0 | 0 | 0 | 0 |
| Gujranwala | 0 | 0 | 0 | 0 |
| Hafizabad | 0 | 0 | 0 | 0 |
| Sheikhupura | 0 | 0 | 0 | 0 |
| Nankana Sahib | 0 | 0 | 0 | 0 |
| Lahore | 0 | 0 | 0 | 0 |
| Kasur | 3652 | 4268 | 94582 | 99976 |
| Okara | 218 | 218 | 4983 | 5292 |
| Sahiwal | 0 | 0 | 0 | 0 |
| Pakpattan | 0 | 0 | 0 | 0 |
| Multan | 0 | 0 | 0 | 0 |
| Lodhran | 0 | 0 | 0 | 0 |
| Khanewal | 0 | 0 | 0 | 0 |
| Vehari | 0 | 0 | 0 | 0 |
| M. Garh | 0 | 0 | 0 | 0 |
| Layyah | 0 | 0 | 0 | 0 |
| D.G. Khan | 0 | 0 | 0 | 0 |
| Rajanpur | 0 | 0 | 0 | 0 |
| Bahawalpur | 0 | 0 | 0 | 0 |
| Rahimyar Khan | 0 | 0 | 0 | 0 |
| Bahawalnagar | 0 | 0 | 0 | 0 |
| Total | 3870 | 4486 | 99565 | 105268 |

DISTRICT-WISE AREA AND PRODUCTION OF TURMERIC CROP

| Province/ District | (Area in Hectares) | | (Production in Tonnes) | |
|-----------------------|--------------------|-----------|------------------------|-----------|
| | 2021-22 | 2022-23 | 2021-22 | 2022-23 |
| SINDH | | | | |
| Khairpur | 0 | 0 | 0 | 0 |
| Ghotki | 0 | 0 | 0 | 0 |
| Sukkur | 0 | 0 | 0 | 0 |
| N. Feroze | 0 | 0 | 0 | 0 |
| Shaheed Benazir Abad | 22 | 15 | 23 | 15 |
| Jacobabad | 0 | 0 | 0 | 0 |
| Kashmore | 0 | 0 | 0 | 0 |
| Shikarpur | 0 | 0 | 0 | 0 |
| Larkana | 0 | 0 | 0 | 0 |
| Kambar Shahdat Kot | 0 | 0 | 0 | 0 |
| Sanghar | 0 | 0 | 0 | 0 |
| Tharparkar | 0 | 0 | 0 | 0 |
| Mirpurkhas | 0 | 0 | 0 | 0 |
| Umarkot | 0 | 0 | 0 | 0 |
| Dadu | 0 | 0 | 0 | 0 |
| Jamshoro | 0 | 0 | 0 | 0 |
| Hyderabad | 0 | 0 | 0 | 0 |
| Matiari | 0 | 0 | 0 | 0 |
| Tando Allahyar | 0 | 0 | 0 | 0 |
| T.M.Khan | 0 | 0 | 0 | 0 |
| Badin | 0 | 0 | 0 | 0 |
| Thatta | 0 | 0 | 0 | 0 |
| Karachi | 0 | 0 | 0 | 0 |
| Total | 22 | 15 | 23 | 15 |
| KPK | | | | |
| Bannu | 432 | 443 | 4042 | 4073 |
| Lakki Marwat | 0 | 0 | 0 | 0 |
| D.Ikhan | 0 | 0 | 0 | 0 |
| Tank | 0 | 0 | 0 | 0 |
| Abbottabad | 0 | 0 | 0 | 0 |
| Battagram | 0 | 0 | 0 | 0 |
| Haripur | 33 | 28 | 404 | 341 |
| Kohistan | 0 | 0 | 0 | 0 |
| Mansehra | 0 | 0 | 0 | 0 |
| Kohat | 0 | 0 | 0 | 0 |
| Karak | 0 | 0 | 0 | 0 |
| Hangu | 0 | 0 | 0 | 0 |
| Mardan | 0 | 0 | 0 | 0 |
| Sawabi | 0 | 0 | 0 | 0 |
| Bunir | 0 | 0 | 0 | 0 |
| Chitral | 0 | 0 | 0 | 0 |
| Malakand | 0 | 0 | 0 | 0 |
| Dir Lower | 0 | 0 | 0 | 0 |
| Dir Upper | 0 | 0 | 0 | 0 |
| Shangla | 0 | 0 | 0 | 0 |
| Swat | 0 | 0 | 0 | 0 |
| Peshawar | 0 | 0 | 0 | 0 |

| | | | | |
|--------------------|------------------|------------|------------------|-------------|
| Charsada | 0 | 0 | 0 | 0 |
| Nowshera | 0 | 0 | 0 | 0 |
| Bajour | 0 | 0 | 0 | 0 |
| Khyber | 0 | 0 | 0 | 0 |
| Kurram | 0 | 0 | 0 | 0 |
| Muhmand | 0 | 0 | 0 | 0 |
| N. Waziristan | 0 | 0 | 0 | 0 |
| S. Waziristan | 0 | 0 | 0 | 0 |
| Oriakzai | 0 | 0 | 0 | 0 |
| SD Bannu | 0 | 0 | 0 | 0 |
| SD D.I. Khan | 0 | 0 | 0 | 0 |
| SD Hassan Khel | 0 | 0 | 0 | 0 |
| SD Kohat | 0 | 0 | 0 | 0 |
| Total | 465 | 471 | 4446 | 4414 |
| BALUCHISTAN | NOT GROWN | | NOT GROWN | |

Table No. 34
DISTRICT-WISE AREA AND PRODUCTION OF POTATO CROP

| Province/ District | (Area in Hectares) | | (Production in Tonnes) | |
|-----------------------|--------------------|---------------|------------------------|----------------|
| | 2021-22 | 2022-23 | 2021-22 | 2022-23 |
| PAKISTAN | 314125 | 340577 | 7936884 | 8319767 |
| PUNJAB | | | | |
| Attock | 191 | 3065 | 3361 | 47743 |
| Rawalpindi | 57 | 45 | 1178 | 1173 |
| Muree | 0 | 0 | 0 | 0 |
| Islamabad | 2 | 0 | 50 | 0 |
| Jhelum | 5165 | 4882 | 93108 | 123792 |
| Chakwal | 94 | 83 | 2068 | 1409 |
| Talagang | 0 | 0 | 0 | 0 |
| Sargodha | 1314 | 1162 | 30749 | 27389 |
| Khushab | 1943 | 2085 | 22003 | 27420 |
| Mianwali | 0 | 0 | 0 | 0 |
| Bhakkar | 0 | 11 | 0 | 104 |
| Faisalabad | 4407 | 3530 | 114276 | 84387 |
| Toba Tek Singh | 11867 | 12525 | 309760 | 291439 |
| Jhang | 1891 | 1407 | 54312 | 41800 |
| Chiniot | 6927 | 7891 | 142214 | 175116 |
| Gujrat | 14 | 401 | 321 | 9458 |
| M.B. Din | 321 | 698 | 7675 | 16853 |
| Wazirabad | 0 | 0 | 0 | 0 |
| Sialkot | 4415 | 4628 | 110441 | 152089 |
| Narowal | 288 | 220 | 7558 | 6124 |
| Gujranwala | 309 | 266 | 7502 | 4405 |
| Hafizabad | 85 | 116 | 1940 | 2583 |
| Sheikhupura | 1638 | 1589 | 50840 | 33289 |
| Nankana Sahib | 394 | 254 | 8673 | 6261 |
| Lahore | 1929 | 1908 | 54177 | 56392 |
| Kasur | 42156 | 48391 | 935293 | 1119775 |
| Okara | 79336 | 88259 | 2218140 | 2255805 |
| Sahiwal | 36797 | 35562 | 1012508 | 943341 |
| Pakpattan | 55592 | 65440 | 1425566 | 1667080 |
| Multan | 6222 | 7881 | 155796 | 187215 |
| Lodhran | 1031 | 615 | 25330 | 19092 |
| Khanewal | 15499 | 15169 | 414327 | 379198 |
| Vehari | 14897 | 14678 | 375756 | 361959 |
| M. Garh | 0 | 67 | 0 | 1989 |
| Kot Addu | 0 | 0 | | 0 |
| Layyah | 1180 | 1181 | 25813 | 26410 |
| D.G. Khan | 0 | 0 | 0 | 0 |
| Rajanpur | 0 | 0 | 0 | 0 |
| Bahawalpur | 1936 | 1292 | 70388 | 32597 |
| Rahimyar Khan | 38 | 171 | 326 | 4544 |
| Bahawalnagar | 1689 | 1508 | 54491 | 27820 |
| Total | 299624 | 326980 | 7735940 | 8136051 |

DISTRICT-WISE AREA AND PRODUCTION OF POTATO CROP

| Province/ District | (Area in Hectares) | | (Production in Tonnes) | |
|-----------------------|--------------------|------------|------------------------|-------------|
| | 2021-22 | 2022-23 | 2021-22 | 2022-23 |
| SINDH | | | | |
| Khairpur | 273 | 168 | 2509 | 1551 |
| Ghotki | 25 | 24 | 225 | 222 |
| Sukkur | 29 | 36 | 255 | 318 |
| N. Feroze | 203 | 91 | 1854 | 834 |
| Shaheed Benazir Abad | 0 | 0 | 0 | 0 |
| Jacobabad | 0 | 0 | 0 | 0 |
| Kashmore | 0 | 0 | 0 | 0 |
| Shikarpur | 54 | 0 | 494 | 0 |
| Larkana | 0 | 0 | 0 | 0 |
| Kambar Shahdat Kot | 0 | 0 | 0 | 0 |
| Sanghar | 0 | 0 | 0 | 0 |
| Tharparkar | 0 | 0 | 0 | 0 |
| Mirpurkhas | 0 | 0 | 0 | 0 |
| Umarkot | 0 | 0 | 0 | 0 |
| Dadu | 42 | 36 | 387 | 332 |
| Jamshoro | 0 | 0 | 0 | 0 |
| Hyderabad | 0 | 0 | 0 | 0 |
| Matiari | 0 | 0 | 0 | 0 |
| Tando Allahyar | 0 | 0 | 0 | 0 |
| T.M.Khan | 0 | 0 | 0 | 0 |
| Badin | 0 | 0 | 0 | 0 |
| Thatta | 0 | 0 | 0 | 0 |
| Karachi | 0 | 0 | 0 | 0 |
| Total | 626 | 355 | 5724 | 3257 |
| KPK | | | | |
| Bannu | 0 | 0 | 0 | 0 |
| Lakki Marwat | 0 | 0 | 0 | 0 |
| D.Ikhan | 0 | 0 | 0 | 0 |
| Tank | 0 | 0 | 0 | 0 |
| Abbottabad | 417 | 378 | 3762 | 3032 |
| Battagram | 0 | 0 | 0 | 0 |
| Haripur | 76 | 86 | 695 | 799 |
| Kohistan | 0 | 0 | 0 | 0 |
| Mansehra | 2729 | 2734 | 30141 | 30213 |
| Kohat | 0 | 0 | 0 | 0 |
| Karak | 0 | 0 | 0 | 0 |
| Hangu | 0 | 0 | 0 | 0 |
| Mardan | 527 | 506 | 5662 | 5485 |
| Sawabi | 240 | 364 | 2933 | 4248 |
| Bunir | 0 | 0 | 0 | 0 |
| Chitral | 1445 | 1441 | 44397 | 43023 |
| Malakand | 10 | 12 | 164 | 199 |
| Dir Lower | 75 | 75 | 885 | 885 |
| Dir Upper | 586 | 568 | 5995 | 5864 |
| Shangla | 62 | 48 | 470 | 365 |
| Swat | 746 | 581 | 9853 | 8070 |
| Peshawar | 104 | 99 | 1169 | 1192 |

| | | | | |
|--------------------|--------------|--------------|---------------|---------------|
| Charsada | 7 | 26 | 84 | 331 |
| Nowshera | 1026 | 1015 | 16353 | 15967 |
| Bajour | 871 | 834 | 11736 | 11207 |
| Khyber | 550 | 558 | 6722 | 6785 |
| Kurram | 468 | 487 | 7951 | 8198 |
| Muhmand | 101 | 110 | 996 | 1068 |
| N. Waziristan | 660 | 662 | 6195 | 6378 |
| S. Waziristan | 550 | 554 | 5690 | 5694 |
| Oriakzai | 376 | 391 | 4270 | 4440 |
| SD Bannu | 0 | 0 | 0 | 0 |
| SD D.I. Khan | 0 | 0 | 0 | 0 |
| SD Hassan Khel | 0 | 0 | 0 | 0 |
| SD Kohat | 0 | 0 | 0 | 0 |
| Total | 11626 | 11529 | 166123 | 163443 |
| BALUCHISTAN | | | | |
| Quetta | 25 | 21 | 338 | 0 |
| Pishin | 113 | 161 | 2158 | 2671 |
| K. Abdullah | 144 | 135 | 2059 | 2427 |
| Chagai | 0 | 0 | 0 | 0 |
| Noushki | 0 | 0 | 0 | 0 |
| Loralai | 3 | 2 | 43 | 122 |
| Musa Khail | 10 | 9 | 142 | 3795 |
| Barkhan | 815 | 275 | 11655 | 386 |
| Zhob | 49 | 51 | 662 | 0 |
| Sherani | 0 | 0 | 0 | 716 |
| Killa Saifullah | 426 | 428 | 5794 | 0 |
| Sibi | 0 | 0 | 0 | 2195 |
| Harani | 147 | 151 | 1632 | 977 |
| Ziarat | 67 | 71 | 965 | 0 |
| Kohlu | 0 | 0 | 0 | 0 |
| Dera Bughti | 0 | 0 | 0 | 0 |
| Nasirabad | 0 | 0 | 0 | 0 |
| Jaffarabad | 0 | 0 | 0 | 0 |
| Kachhi | 0 | 0 | 0 | 0 |
| Jhal Magsi | 0 | 0 | 0 | 0 |
| Kalat | 405 | 360 | 2969 | 2980 |
| Mastung | 0 | 0 | 0 | 0 |
| Khuzdar | 0 | 0 | 0 | 0 |
| Awaran | 45 | 49 | 680 | 747 |
| Kharan | 0 | 0 | 0 | 0 |
| Washuk | 0 | 0 | 0 | 0 |
| Lasbela | 0 | 0 | 0 | 0 |
| Turbat | 0 | 0 | 0 | 0 |
| Panjgoor | 0 | 0 | 0 | 0 |
| Gwadar | 0 | 0 | 0 | 0 |
| Total | 2249 | 1713 | 29097 | 17016 |

* = Nominal

Table No. 35
DISTRICT-WISE AREA AND PRODUCTION OF TOMATO CROP

| Province/ District | (Area in Hectares) | | (Production in Toones) | |
|-----------------------|--------------------|--------------|------------------------|---------------|
| | 2021-22 | 2022-23 | 2021-22 | 2022-23 |
| PAKISTAN | 66421 | 68862 | 790642 | 762736 |
| PUNJAB | | | | |
| Attock | 63 | 112 | 1516 | 3080 |
| Rawalpindi | 6 | 0 | 214 | 0 |
| Muree | 0 | 0 | 0 | 0 |
| Islamabad | 0 | 0 | 0 | 0 |
| Jhelum | 47 | 55 | 421 | 1035 |
| Chakwal | 19 | 16 | 231 | 211 |
| Talagang | 0 | 12 | 0 | 154 |
| Sargodha | 41 | 69 | 925 | 1655 |
| Khushab | 2262 | 1619 | 20795 | 16832 |
| Mianwali | 4 | 35 | 78 | 686 |
| Bhakkar | 0 | 0 | 0 | 0 |
| Faisalabad | 126 | 72 | 4131 | 2107 |
| Toba Tek Singh | 45 | 66 | 2056 | 1976 |
| Jhang | 26 | 39 | 970 | 913 |
| Chiniot | 17 | 17 | 529 | 515 |
| Gujrat | 8 | 10 | 84 | 99 |
| M.B. Din | 18 | 13 | 187 | 134 |
| Wazirabad | 0 | 29 | 0 | 412 |
| Sialkot | 59 | 36 | 2815 | 1373 |
| Narowal | 8 | 23 | 157 | 528 |
| Gujranwala | 210 | 125 | 4534 | 1401 |
| Hafizabad | 0 | 0 | 0 | 0 |
| Sheikhupura | 1093 | 1203 | 37260 | 43977 |
| Nankana Sahib | 172 | 305 | 2459 | 4428 |
| Lahore | 26 | 26 | 333 | 327 |
| Kasur | 44 | 41 | 1082 | 1498 |
| Okara | 45 | 101 | 1690 | 3600 |
| Sahiwal | 136 | 101 | 3343 | 3050 |
| Pakpattan | 39 | 45 | 895 | 1092 |
| Multan | 399 | 386 | 7722 | 7663 |
| Lodhran | 125 | 128 | 2765 | 2893 |
| Khanewal | 263 | 105 | 6188 | 2444 |
| Vehari | 344 | 243 | 7242 | 4200 |
| M. Garh | 546 | 616 | 11502 | 13394 |
| Kot Addu | 0 | 30 | 0 | 636 |
| Layyah | 0 | 0 | 0 | 0 |
| D.G. Khan | 12 | 0 | 412 | 0 |
| Rajanpur | 0 | 0 | 0 | 0 |
| Bahawalpur | 83 | 133 | 3288 | 3891 |
| Rahimyar Khan | 100 | 466 | 3995 | 20045 |
| Bahawalnagar | 101 | 81 | 1020 | 1334 |
| Total | 6487 | 6358 | 130839 | 147583 |

DISTRICT-WISE AREA AND PRODUCTION OF TOMATO CROP

| Province/ District | (Area in Hectares) | | (Production in Tonnes) | |
|-----------------------|--------------------|--------------|------------------------|---------------|
| | 2021-22 | 2022-23 | 2021-22 | 2022-23 |
| SINDH | | | | |
| Khairpur | 133 | 163 | 926 | 1135 |
| Ghotki | 71 | 78 | 523 | 575 |
| Sukkur | 196 | 202 | 1617 | 1666 |
| N. Feroze | 282 | 286 | 2189 | 2219 |
| Shaheed Benazir Abad | 157 | 169 | 1271 | 1368 |
| Jacobabad | 300 | 302 | 2121 | 2136 |
| Kashmore | 0 | 0 | 0 | 0 |
| Shikarpur | 100 | 310 | 650 | 2014 |
| Larkana | 686 | 749 | 3940 | 4305 |
| Kambar Shahdat Kot | 225 | 201 | 1562 | 1396 |
| Sanghar | 498 | 639 | 2734 | 3510 |
| Tharparkar | 60 | 53 | 330 | 292 |
| Mirpurkhas | 2050 | 1550 | 13323 | 10075 |
| Umarkot | 39 | 48 | 279 | 343 |
| Dadu | 200 | 307 | 1501 | 2304 |
| Jamshoro | 155 | 157 | 1265 | 1281 |
| Hyderabad | 222 | 110 | 1725 | 855 |
| Matiari | 1291 | 1333 | 9216 | 9520 |
| Tando Allahyar | 168 | 147 | 1271 | 1112 |
| T.M.Khan | 897 | 971 | 7221 | 7814 |
| Badin | 3127 | 3127 | 25348 | 25351 |
| Thatta | 12367 | 15367 | 91949 | 114524 |
| Karachi | 158 | 162 | 1069 | 1095 |
| Total | 23382 | 26431 | 172030 | 194890 |
| KPK | | | | |
| Bannu | 0 | 0 | 0 | 0 |
| Lakki Marwat | 0 | 35 | 0 | 161 |
| D.Ikhan | 549 | 148 | 3892 | 1914 |
| Tank | 346 | 224 | 4183 | 2562 |
| Abbottabad | 10 | 28 | 52 | 237 |
| Battagram | 40 | 152 | 324 | 1052 |
| Haripur | 184 | 93 | 1602 | 852 |
| Kohistan | 17 | 363 | 126 | 1810 |
| Mansehra | 362 | 0 | 1805 | 0 |
| Kohat | 0 | 1 | 0 | 3 |
| Karak | 0 | 0 | 0 | 0 |
| Hangu | 0 | 0 | 0 | 0 |
| Mardan | 272 | 265 | 3523 | 3432 |
| Sawabi | 127 | 125 | 1423 | 1394 |
| Bunir | 170 | 180 | 1158 | 1227 |
| Chitral | 139 | 389 | 1606 | 3597 |
| Malakand | 995 | 1025 | 10575 | 11000 |
| Dir Lower | 545 | 465 | 5553 | 4266 |
| Dir Upper | 232 | 221 | 4383 | 4171 |

| | | | | |
|--------------------|--------------|--------------|---------------|---------------|
| Shangla | 9 | 10 | 80 | 85 |
| Swat | 5179 | 5083 | 50594 | 46703 |
| Peshawar | 135 | 352 | 1167 | 3699 |
| Charsada | 852 | 670 | 5759 | 4610 |
| Nowshera | 38 | 40 | 532 | 560 |
| Bajour | 281 | 313 | 1985 | 2183 |
| Khyber | 123 | 142 | 826 | 961 |
| Kurram | 771 | 774 | 5618 | 5631 |
| Muhmand | 750 | 755 | 5428 | 5487 |
| N. Waziristan | 208 | 232 | 1307 | 1420 |
| S. Waziristan | 325 | 345 | 2272 | 2392 |
| Oriakzai | 60 | 73 | 381 | 478 |
| SD Bannu | 24 | 27 | 142 | 156 |
| SD D.I. Khan | 81 | 89 | 509 | 553 |
| SD Hassan Khel | 34 | 41 | 235 | 268 |
| SD Kohat | 27 | 34 | 168 | 210 |
| TOTAL | 12885 | 12693 | 117208 | 113074 |
| BALUCHISTAN | | | | |
| Quetta | 133 | 128 | 2141 | 512 |
| Pishin | 543 | 548 | 8704 | 6368 |
| K. Abdullah | 149 | 165 | 2384 | 2096 |
| Chagai | 89 | 90 | 1335 | 495 |
| Noushki | 117 | 119 | 1767 | 930 |
| Loralai | 537 | 590 | 8592 | 4320 |
| Musa Khail | 56 | 62 | 857 | 840 |
| Barkhan | 6187 | 3095 | 94250 | 45840 |
| Zhob | 52 | 54 | 842 | 528 |
| Sherani | 25 | 33 | 403 | 496 |
| Killa Saifullah | 2629 | 2629 | 38383 | 7800 |
| Sibi | 23 | 24 | 364 | 380 |
| Harani | 277 | 277 | 4404 | 4419 |
| Ziarat | 0 | 36 | 0 | 547 |
| Kohlu | 114 | 135 | 1752 | 2016 |
| Dera Bughti | 33 | 41 | 525 | 653 |
| Nasirabad | 2110 | 2110 | 37545 | 37569 |
| Jaffarabad | 525 | 620 | 9341 | 11049 |
| Kachhi | 380 | 435 | 5358 | 6145 |
| Jhal Magsi | 83 | 85 | 1266 | 1297 |
| Kalat | 874 | 878 | 15033 | 4233 |
| Mastung | 90 | 69 | 1521 | 170 |
| Khuzdar | 201 | 2505 | 3357 | 37176 |
| Awaran | 304 | 304 | 4429 | 4475 |
| Kharan | 78 | 232 | 1201 | 2865 |
| Washuk | 55 | 65 | 836 | 945 |
| Lasbela | 7740 | 7749 | 119977 | 120129 |
| Turbat | 127 | 135 | 1972 | 2101 |
| Panjgoor | 136 | 167 | 2026 | 795 |
| Gwadar | 0 | 0 | 0 | 0 |
| Total | 23667 | 23380 | 370565 | 307189 |

* = Nominal

Table No. 36
DISTRICT-WISE AREA AND PRODUCTION OF ALL VEGETABLES CROP

| Province/ District | (Area in Hectares) | | (Production in Tonnes) | |
|-----------------------|--------------------|---------------|------------------------|----------------|
| | 2021-22 | 2022-23 | 2021-22 | 2022-23 |
| PAKISTAN | 266151 | 281364 | 3774945 | 4001533 |
| PUNJAB | | | | |
| Attock | 2446 | 2216.5 | 18247 | 25245 |
| Rawalpindi | 211 | 510.3 | 2086 | 3197 |
| Muree | 0 | 0 | 0 | 0 |
| Islamabad | 26 | 22.2 | 325 | 264 |
| Jhelum | 405 | 317.6 | 3620 | 4669 |
| Chakwal | 2746 | 2608.5 | 26513 | 19364 |
| Talagang | 0 | 0 | 0 | 0 |
| Sargodha | 3367 | 3251.3 | 50416 | 60741 |
| Khushab | 1331 | 1271.8 | 12676 | 20425 |
| Mianwali | 662 | 1159.4 | 7210 | 17327 |
| Bhakkar | 359 | 484.2 | 5582 | 13030 |
| Faisalabad | 10016 | 9818 | 221043 | 212273 |
| Toba Tek Singh | 4125 | 5882.9 | 69436 | 112881 |
| Jhang | 2329 | 2624 | 56322 | 58875 |
| Chiniot | 8142 | 9238.6 | 73900 | 75674 |
| Gujrat | 1043 | 1401.4 | 10880 | 15685 |
| M.B. Din | 688 | 936.5 | 12466 | 17870 |
| Wazirabad | 0 | 47.8 | 0 | 1553 |
| Sialkot | 2107 | 1678.5 | 18624 | 17735 |
| Narowal | 1073 | 991.3 | 13793 | 14158 |
| Gujranwala | 5686 | 5733.6 | 78104 | 65696 |
| Hafizabad | 1025 | 992.8 | 12449 | 7785 |
| Sheikhupura | 10568 | 12303.1 | 193819 | 201905 |
| Nankana Sahib | 3684 | 4588.8 | 84052 | 99259 |
| Lahore | 2297 | 2583 | 39910 | 62547 |
| Kasur | 10842 | 9157.5 | 254011 | 218397 |
| Okara | 11389 | 13446.1 | 218305 | 227197 |
| Sahiwal | 4721 | 6320.6 | 50568 | 86044 |
| Pakpattan | 2630 | 4862.2 | 43103 | 82276 |
| Multan | 7711 | 8970.5 | 147640 | 165261 |
| Lodhran | 2086 | 2381.3 | 51840 | 78974 |
| Khanewal | 5694 | 3957.3 | 105545 | 66470 |
| Vehari | 4089 | 4635.8 | 111320 | 140578 |
| M. Garh | 6133 | 5548.3 | 129694 | 121876 |
| Kot Addu | 0 | 516.7 | 0 | 24349 |
| Layyah | 238 | 428.2 | 4010 | 17133 |
| D.G. Khan | 466 | 314.4 | 7464 | 5171 |
| Rajanpur | 1248 | 1494.9 | 24262 | 35087 |
| Bahawalpur | 3372 | 2904.7 | 88328 | 98667 |
| Rahimyar Khan | 2019 | 2508.6 | 41526 | 61201 |
| Bahawalnagar | 1050 | 1155.6 | 14380 | 15129 |
| Total | 128024 | 139265 | 2303469 | 2571968 |

DISTRICT-WISE AREA AND PRODUCTION ALL VEGETABLES CROP

| Province/ District | (Area in Hectares) | | (Production in Tonnes) | |
|-----------------------|--------------------|--------------|------------------------|---------------|
| | 2021-22 | 2022-23 | 2021-22 | 2022-23 |
| SINDH | | | | |
| Khairpur | 1713 | 1724 | 11111 | 11421 |
| Ghotki | 745 | 745 | 4461 | 4462 |
| Sukkur | 1006 | 1021 | 6352 | 6456 |
| N. Feroze | 1493 | 1209 | 10175 | 8860 |
| Shaheed Benazir Abad | 1104 | 1152 | 6968 | 7380 |
| Jacobabad | 1067 | 943 | 7746 | 7674 |
| Kashmore | 403 | 153 | 2459 | 1128 |
| Shikarpur | 362 | 952 | 2444 | 7104 |
| Larkana | 1529 | 1523 | 10034 | 10233 |
| Kambar Shahdat Kot | 443 | 307 | 2330 | 1766 |
| Sanghar | 1598 | 1421 | 8611 | 7607 |
| Tharparkar | 70 | 68 | 387 | 376 |
| Mirpurkhas | 5576 | 4721 | 32860 | 26369 |
| Umarnot | 363 | 1014 | 2028 | 4820 |
| Dadu | 1303 | 1472 | 9813 | 10693 |
| Jamshoro | 1017 | 786 | 6227 | 5111 |
| Hyderabad | 1280 | 998 | 8542 | 6729 |
| Matiari | 4899 | 4299 | 31140 | 28616 |
| Tando Allahyar | 2354 | 1643 | 14241 | 11226 |
| T.M.Khan | 2933 | 2658 | 21388 | 20424 |
| Badin | 6128 | 6068 | 41279 | 40994 |
| Thatta | 12770 | 15784 | 93818 | 116462 |
| Karachi | 901 | 762 | 5696 | 5178 |
| Total | 51057 | 51423 | 340110 | 351089 |
| KPK | | | | |
| Bannu | 143 | 144 | 975 | 952 |
| Lakki Marwat | 11 | 131 | 89 | 1417 |
| D.Ikhan | 1277 | 415 | 11003 | 5370 |
| Tank | 346 | 320 | 4183 | 3126 |
| Abbottabad | 38 | 71 | 313 | 575 |
| Battagram | 123 | 131 | 843 | 904 |
| Haripur | 835 | 841 | 8763 | 8789 |
| Kohistan | 171 | 183 | 1343 | 1439 |
| Mansehra | 1688 | 1718 | 25646 | 23473 |
| Kohat | 359 | 696 | 3295 | 2425 |
| Karak | 19 | 26 | 29 | 37 |
| Hangu | 128 | 141 | 1607 | 1858 |
| Mardan | 2446 | 2683 | 29571 | 32016 |
| Sawabi | 1144 | 1138 | 13052 | 13029 |
| Bunir | 827 | 832 | 11332 | 11111 |
| Chitral | 1998 | 1994 | 17140 | 17116 |
| Malakand | 1652 | 1743 | 17299 | 18253 |
| Dir Lower | 913 | 839 | 9764 | 8526 |
| Dir Upper | 552 | 508 | 8435 | 7809 |

| | | | | |
|--------------------|--------------|--------------|---------------|---------------|
| Shangla | 167 | 238 | 1864 | 2674 |
| Swat | 9722 | 9873 | 88144 | 84580 |
| Peshawar | 2074 | 2161 | 25325 | 26711 |
| Charsada | 2696 | 2489 | 26013 | 25818 |
| Nowshera | 1952 | 1877 | 16163 | 15956 |
| Bajour | 1656 | 1707 | 13394 | 13610 |
| Khyber | 442 | 492 | 2752 | 3094 |
| Kurram | 1552 | 1571 | 12353 | 12442 |
| Muhmand | 1069 | 1087 | 7555 | 7759 |
| N. Waziristan | 736 | 796 | 4540 | 4905 |
| S. Waziristan | 567 | 619 | 3751 | 4079 |
| Oriakzai | 218 | 244 | 1386 | 1583 |
| SD Bannu | 165 | 190 | 898 | 1049 |
| SD D.I. Khan | 201 | 224 | 1285 | 1418 |
| SD Hassan Khel | 90 | 109 | 614 | 719 |
| SD Kohat | 55 | 67 | 328 | 401 |
| Total | 38032 | 38298 | 371047 | 365023 |
| BALUCHISTAN | | | | |
| Quetta | 493 | 488 | 7020 | 3710 |
| Pishin | 1022 | 1063 | 16044 | 12680 |
| K. Abdullah | 315 | 384 | 4702 | 4829 |
| Chagai | 618 | 662 | 8455 | 5860 |
| Noushki | 769 | 784 | 11625 | 9800 |
| Loralai | 3237 | 3700 | 51011 | 47040 |
| Musa Khail | 268 | 282 | 4281 | 4321 |
| Barkhan | 6277 | 3240 | 95699 | 48056 |
| Zhob | 370 | 394 | 6109 | 5261 |
| Sherani | 145 | 163 | 2118 | 2257 |
| Killa Saifullah | 4123 | 4127 | 62627 | 30180 |
| Sibi | 168 | 171 | 2594 | 2040 |
| Harani | 1081 | 1088 | 16952 | 16879 |
| Ziarat | 31 | 58 | 375 | 813 |
| Kohlu | 340 | 396 | 5163 | 5406 |
| Dera Bughti | 126 | 182 | 1968 | 2801 |
| Nasirabad | 3575 | 3579 | 61361 | 57278 |
| Jaffarabad | 944 | 1067 | 15657 | 17101 |
| Kachhi | 2127 | 2434 | 33620 | 38606 |
| Jhal Magsi | 280 | 413 | 4412 | 6526 |
| Kalat | 1244 | 1251 | 20517 | 8155 |
| Mastung | 307 | 275 | 4749 | 2333 |
| Khuzdar | 4429 | 7092 | 61140 | 106221 |
| Awaran | 820 | 835 | 11140 | 11367 |
| Kharan | 497 | 1355 | 7443 | 19226 |
| Washuk | 393 | 426 | 5769 | 6142 |
| Lasbela | 11661 | 12834 | 196677 | 200525 |
| Turbat | 2077 | 2155 | 23288 | 23374 |
| Panjgoor | 1301 | 1480 | 17803 | 14666 |
| Gwadar | 0 | 0 | 0 | 0 |
| Total | 49038 | 52378 | 760319 | 713453 |

* = Nominal

Table No. 37
DISTRICT-WISE AREA AND PRODUCTION OF FODDER

| Province/ District | (Area in '000' Hectares) | | (Production in '000' Tonnes) | |
|-----------------------|--------------------------|----------------|------------------------------|------------------|
| | 2021-22 | 2022-23 | 2021-22 | 2022-23 |
| PAKISTAN | 3822.05 | 3830.87 | 193699.16 | 190020.48 |
| PUNJAB | | | | |
| Attock | 18.59 | 21.21 | 472.70 | 383.97 |
| Rawalpindi | 15.50 | 14.52 | 392.20 | 381.46 |
| Muree | 0.00 | 0.00 | 0.00 | 0.00 |
| Islamabad | 0.85 | 2.44 | 25.10 | 56.11 |
| Jhelum | 10.80 | 11.68 | 379.50 | 504.19 |
| Chakwal | 38.90 | 44.15 | 1132.80 | 1309.89 |
| Talagang | 0.00 | 0.00 | 0.00 | 0.00 |
| Sargodha | 187.70 | 189.49 | 9807.00 | 9506.24 |
| Khushab | 99.80 | 74.53 | 2736.30 | 1869.28 |
| Mianwali | 30.90 | 35.61 | 1506.90 | 1923.50 |
| Bhakkar | 65.00 | 90.50 | 3111.90 | 3704.71 |
| Faisalabad | 193.00 | 217.73 | 9743.80 | 12187.43 |
| Toba Tek Singh | 85.60 | 84.08 | 5103.60 | 4579.07 |
| Jhang | 182.60 | 190.17 | 10614.70 | 11674.50 |
| Chiniot | 79.60 | 80.93 | 4376.10 | 4148.97 |
| Gujrat | 102.70 | 92.26 | 5051.40 | 4712.23 |
| M.B. Din | 84.10 | 86.92 | 5117.40 | 4958.54 |
| Sialkot | 81.00 | 57.47 | 4468.10 | 3256.83 |
| Narowal | 42.60 | 27.45 | 1708.60 | 693.52 |
| Gujranwala | 98.70 | 95.41 | 6103.20 | 6273.70 |
| Hafizabad | 46.50 | 58.43 | 2940.50 | 3849.68 |
| Wazirabad | 0.00 | 14.54 | 0.00 | 1081.50 |
| Sheikhupura | 110.50 | 112.62 | 7235.40 | 7295.30 |
| Nankana Sahib | 59.30 | 60.16 | 3528.20 | 3556.72 |
| Lahore | 80.40 | 76.19 | 3878.20 | 3676.62 |
| Kasur | 155.00 | 158.33 | 8441.50 | 7436.62 |
| Okara | 112.40 | 110.99 | 6499.50 | 6397.66 |
| Sahiwal | 115.70 | 122.34 | 6832.50 | 6561.54 |
| Pakpattan | 87.60 | 93.07 | 4652.60 | 4808.95 |
| Multan | 131.00 | 135.69 | 7761.90 | 6757.22 |
| Lodhran | 70.20 | 69.20 | 3273.60 | 3331.22 |
| Khanewal | 143.20 | 139.90 | 7820.60 | 7288.50 |
| Vehari | 118.90 | 123.99 | 7095.80 | 6650.32 |
| M. Garh | 186.50 | 181.70 | 10164.40 | 9270.85 |
| Kot Addu | 0.00 | 0.00 | 0.00 | 0.00 |
| Layyah | 138.30 | 146.24 | 4555.90 | 5050.11 |
| D.G. Khan | 74.20 | 65.69 | 2936.30 | 2798.40 |
| Rajanpur | 65.80 | 59.60 | 2820.00 | 2471.48 |
| Bahawalpur | 141.50 | 130.59 | 6774.50 | 6859.51 |
| Rahimyar Khan | 133.40 | 124.60 | 8393.80 | 6818.27 |
| Bahawalnagar | 167.00 | 171.91 | 9294.00 | 9387.02 |
| Total | 3555.34 | 3572.34 | 186750.50 | 183471.63 |

DISTRICT-WISE AREA AND PRODUCTION OF FODDER

| Province/ District | (Area in '000' Hectares) | | (Production in '000' Tonnes) | |
|-----------------------|--------------------------|---------------|------------------------------|----------------|
| | 2021-22 | 2022-23 | 2021-22 | 2022-23 |
| SINDH | | | | |
| Khairpur | 9.13 | 9.00 | 300.95 | 299.26 |
| Ghotki | 5.91 | 6.12 | 136.16 | 143.89 |
| Sukkur | 3.06 | 3.11 | 74.83 | 75.88 |
| N. Feroze | 9.30 | 6.39 | 330.89 | 298.60 |
| Shaheed Benazir Abad | 7.34 | 8.42 | 230.40 | 270.29 |
| Jacobabad | 1.32 | 2.23 | 40.70 | 74.32 |
| Kashmore | 1.31 | 1.40 | 40.67 | 43.17 |
| Shikarpur | 1.54 | 1.21 | 50.21 | 47.94 |
| Larkana | 3.24 | 3.09 | 119.77 | 114.20 |
| Kambar Shahdat Kot | 3.29 | 2.38 | 65.43 | 52.78 |
| Sanghar | 19.77 | 20.12 | 594.62 | 598.39 |
| Tharparkar | 0.14 | 0.20 | 5.83 | 8.04 |
| Mirpurkhas | 15.63 | 14.74 | 264.27 | 248.31 |
| Umarkot | 2.79 | 2.90 | 92.78 | 102.97 |
| Dadu | 1.33 | 1.26 | 49.62 | 49.84 |
| Jamshoro | 1.88 | 1.79 | 39.97 | 39.67 |
| Hyderabad | 4.75 | 2.24 | 105.08 | 67.24 |
| Matiari | 7.94 | 6.17 | 215.16 | 192.92 |
| Tando Allahyar | 9.92 | 9.38 | 280.62 | 260.68 |
| T.M.Khan | 3.31 | 2.47 | 67.95 | 64.06 |
| Badin | 6.01 | 5.71 | 244.97 | 239.98 |
| Thatta | 8.43 | 5.34 | 256.52 | 101.94 |
| Karachi | 0.80 | 1.13 | 13.47 | 24.58 |
| Total | 128.12 | 116.81 | 3620.87 | 3418.93 |
| KPK | | | | |
| Bannu | 5.45 | 5.55 | 159.07 | 163.39 |
| Lakki Marwat | 1.93 | 1.80 | 49.67 | 49.21 |
| D.Ikhan | 8.74 | 8.69 | 225.37 | 224.74 |
| Tank | 1.14 | 1.54 | 20.90 | 26.24 |
| Abbottabad | 0.26 | 0.32 | 7.09 | 8.14 |
| Battagram | 0.18 | 0.16 | 2.29 | 2.16 |
| Haripur | 0.37 | 0.39 | 7.83 | 8.11 |
| Kohistan | 0.02 | 0.08 | 0.37 | 0.91 |
| Mansehra | 0.76 | 0.74 | 9.43 | 8.87 |
| Kohat | 1.16 | 1.01 | 22.38 | 19.01 |
| Karak | 0.29 | 0.42 | 5.26 | 7.94 |
| Hangu | 0.36 | 0.24 | 4.18 | 4.05 |
| Mardan | 2.65 | 2.49 | 93.95 | 87.22 |
| Sawabi | 3.32 | 3.33 | 88.68 | 88.90 |
| Bunir | 2.17 | 2.21 | 34.41 | 35.86 |
| Chitral | 4.53 | 4.53 | 20.31 | 20.28 |
| Malakand | 3.67 | 3.74 | 117.28 | 120.78 |
| Dir Lower | 7.48 | 7.92 | 61.70 | 66.06 |
| Dir Upper | 2.55 | 2.23 | 30.38 | 25.02 |

| | | | | |
|--------------------|--------------|--------------|----------------|----------------|
| Shangla | 3.39 | 4.00 | 38.27 | 48.26 |
| Swat | 27.28 | 22.04 | 431.56 | 345.15 |
| Peshawar | 7.58 | 9.39 | 202.29 | 260.40 |
| Charsada | 3.62 | 4.35 | 105.53 | 121.51 |
| Nowshera | 4.04 | 3.94 | 111.61 | 109.87 |
| Bajour | 2.60 | 2.42 | 37.52 | 34.60 |
| Khyber | 0.10 | 0.10 | 1.27 | 1.27 |
| Kurram | 1.14 | 1.12 | 14.51 | 15.01 |
| Muhmand | 0.16 | 0.16 | 2.27 | 2.22 |
| N. Waziristan | 0.49 | 0.49 | 8.15 | 8.08 |
| S. Waziristan | 0.03 | 0.03 | 0.42 | 0.48 |
| Oriakzai | 0.08 | 0.09 | 1.21 | 1.21 |
| SD Bannu | 0.35 | 0.35 | 4.62 | 4.62 |
| SD D.I. Khan | 0.03 | 0.03 | 0.43 | 0.44 |
| SD Hassan Khel | 0.02 | 0.02 | 0.31 | 0.29 |
| SD Kohat | 0.05 | 0.05 | 0.75 | 0.75 |
| Total | 97.98 | 95.96 | 1921.26 | 1921.07 |
| BALUCHISTAN | | | | |
| Quetta | 0.38 | 0.38 | 11.91 | 6.39 |
| Pishin | 0.56 | 0.58 | 23.41 | 12.36 |
| K. Abdullah | 0.31 | 0.32 | 12.46 | 12.34 |
| Chagai | 0.32 | 0.29 | 14.20 | 4.75 |
| Nushki | 1.20 | 0.83 | 49.39 | 27.48 |
| Loralai | 1.46 | 1.72 | 57.33 | 43.42 |
| Musa Khail | 0.64 | 0.65 | 23.83 | 23.15 |
| Barkhan | 0.59 | 0.58 | 25.38 | 21.08 |
| Zhob | 0.18 | 0.20 | 6.95 | 6.95 |
| Sherani | 0.27 | 0.29 | 9.37 | 9.48 |
| Killa Saifullah | 0.17 | 0.19 | 7.47 | 4.71 |
| Sibi | 0.63 | 0.49 | 23.15 | 11.04 |
| Harnai | 0.11 | 0.11 | 6.52 | 6.40 |
| Ziarat | 0.00 | 0.00 | 0.00 | 0.00 |
| Kohlu | 0.33 | 0.47 | 12.51 | 14.83 |
| Dera Bughti | 2.46 | 4.35 | 65.06 | 90.83 |
| Nasirabad | 2.99 | 3.00 | 105.25 | 76.88 |
| Jaffarabad | 5.54 | 6.31 | 196.72 | 153.77 |
| Kachhi | 2.92 | 2.07 | 98.80 | 78.48 |
| Jhal Magsi | 1.87 | 1.56 | 35.00 | 4.63 |
| Kalat | 0.68 | 0.31 | 29.07 | 3.16 |
| Mastung | 0.39 | 0.50 | 16.75 | 12.13 |
| Khuzdar | 4.97 | 5.87 | 133.86 | 152.59 |
| Awaran | 0.81 | 0.82 | 24.86 | 21.42 |
| Kharan | 0.67 | 3.19 | 31.26 | 88.72 |
| Washuk | 0.21 | 0.24 | 7.14 | 7.63 |
| Lasbela | 5.03 | 5.48 | 176.29 | 130.96 |
| Turbat | 4.25 | 4.12 | 180.12 | 164.87 |
| Panjgoor | 0.70 | 0.77 | 22.48 | 16.07 |
| Gwadar | 0.00 | 0.10 | 0.00 | 2.36 |
| Total | 40.61 | 45.77 | 1406.53 | 1208.86 |

Table No. 38
DISTRICT-WISE AREA AND PRODUCTION OF CITRUS FRUIT

| Province/ District | (Area in Hectares) | | (Production in Tonnes) | |
|-----------------------|--------------------|---------------|------------------------|----------------|
| | 2021-22 | 2022-23 | 2021-22 | 2022-23 |
| PAKISTAN | 155120 | 156211 | 2351027 | 2229520 |
| PUNJAB | | | | |
| Attock | 636 | 636 | 7694 | 3984 |
| Rawalpindi | 61 | 61 | 618 | 397 |
| Muree | 0 | 0 | 0 | 0 |
| Islamabad | 0 | 0 | 0 | 0 |
| Jhelum | 178 | 178 | 1224 | 1487 |
| Chakwal | 18 | 18 | 157 | 160 |
| Talagang | 0 | 0 | 0 | 0 |
| Sargodha | 72332 | 72437 | 1120604 | 1110814 |
| Khushab | 952 | 968 | 17330 | 19027 |
| Mianwali | 2082 | 2163 | 28318 | 21186 |
| Bhakkar | 8474 | 8609 | 119238 | 93303 |
| Faisalabad | 1437 | 1468 | 24898 | 20815 |
| Toba Tek Singh | 15849 | 15931 | 191368 | 204969 |
| Jhang | 812 | 979 | 24118 | 12932 |
| Chiniot | 2009 | 2098 | 33373 | 36065 |
| Gujrat | 61 | 64 | 890 | 526 |
| M.B. Din | 8169 | 8362 | 139337 | 141475 |
| Sialkot | 175 | 17 | 1648 | 138 |
| Narowal | 25 | 58 | 234 | 730 |
| Gujranwala | 34 | 168 | 179 | 1522 |
| Hafizabad | 118 | 130 | 1074 | 1636 |
| Wazirabad | 0 | 0 | 0 | 0 |
| Sheikhupura | 748 | 756 | 9928 | 12423 |
| Nankana Sahib | 937 | 912 | 14936 | 15349 |
| Lahore | 81 | 74 | 900 | 1158 |
| Kasur | 332 | 356 | 4164 | 9943 |
| Okara | 1287 | 1318 | 20173 | 20454 |
| Sahiwal | 3512 | 3561 | 74214 | 60998 |
| Pakpattan | 181 | 200 | 1982 | 1740 |
| Multan | 3140 | 3151 | 33831 | 32434 |
| Lodhran | 531 | 557 | 6737 | 7172 |
| Khanewal | 5878 | 6017 | 95253 | 58181 |
| Vehari | 1567 | 1592 | 41507 | 54083 |
| M. Garh | 1358 | 1372 | 25350 | 23787 |
| Kot Addu | 0 | 0 | 0 | 0 |
| Layyah | 3407 | 3466 | 70429 | 67214 |
| D.G. Khan | 374 | 352 | 5295 | 6064 |
| Rajanpur | 39 | 60 | 348 | 584 |
| Bahawalpur | 2563 | 2700 | 93990 | 61268 |
| Rahimyar Khan | 1881 | 1920 | 24691 | 22874 |
| Bahawalnagar | 2344 | 2375 | 39600 | 33519 |
| Total | 143582 | 145084 | 2275630 | 2160411 |

DISTRICT-WISE AREA AND PRODUCTION OF CITRUS FRUIT

| Province/ District | (Area in Hectares) | | (Production in Tonnes) | |
|-----------------------|--------------------|-------------|------------------------|--------------|
| | 2021-22 | 2022-23 | 2021-22 | 2022-23 |
| SINDH | | | | |
| Khairpur | 1141 | 1148 | 8505 | 8535 |
| Ghotki | 35 | 36 | 163 | 165 |
| Sukkur | 101 | 96 | 508 | 473 |
| N. Feroze | 2004 | 1996 | 11919 | 11863 |
| Shaheed Benazir Abad | 468 | 465 | 4236 | 4202 |
| Jacobabad | 0 | 0 | 0 | 0 |
| Kashmore | 4 | 0 | 15 | 0 |
| Shikarpur | 12 | 6 | 62 | 30 |
| Larkana | 66 | 66 | 293 | 293 |
| Kambar Shahdat Kot | 0 | 0 | 0 | 0 |
| Sanghar | 917 | 819 | 3694 | 3237 |
| Tharparkar | 67 | 67 | 227 | 225 |
| Mirpurkhas | 179 | 179 | 663 | 661 |
| Umarkot | 0 | 0 | 0 | 0 |
| Dadu | 225 | 353 | 1523 | 1948 |
| Jamshoro | 104 | 104 | 357 | 358 |
| Hyderabad | 8 | 6 | 46 | 34 |
| Matiari | 346 | 332 | 1366 | 1311 |
| Tando Allahyar | 61 | 61 | 205 | 205 |
| T.M.Khan | 8 | 8 | 25 | 24 |
| Badin | 39 | 0 | 148 | 0 |
| Thatta | 13 | 15 | 49 | 57 |
| Karachi | 20 | 21 | 55 | 56 |
| Total | 5818 | 5778 | 34059 | 33677 |
| KPK | | | | |
| Bannu | 0 | 0 | 0 | 0 |
| Lakki Marwat | 0 | 0 | 0 | 0 |
| D.Ikhan | 46 | 68 | 560 | 836 |
| Tank | 9 | 10 | 68 | 76 |
| Abbottabad | 0 | 0 | 0 | 0 |
| Battagram | 27 | 27 | 297 | 297 |
| Haripur | 367 | 367 | 2920 | 2917 |
| Kohistan | 0 | 0 | 0 | 0 |
| Mansehra | 32 | 36 | 320 | 360 |
| Kohat | 46 | 38 | 506 | 450 |
| Karak | 0 | 0 | 0 | 0 |
| Hangu | 3 | 2 | 42 | 29 |
| Mardan | 203 | 203 | 2211 | 2211 |
| Sawabi | 315 | 312 | 2914 | 2892 |
| Bunir | 210 | 200 | 1485 | 1414 |
| Chitral | 7 | 7 | 28 | 28 |
| Malakand | 674 | 678 | 5296 | 5345 |
| Dir Lower | 460 | 278 | 2760 | 1668 |
| Dir Upper | 228 | 228 | 1850 | 1850 |

| | | | | |
|--------------------|-------------|-------------|--------------|--------------|
| Shangla | 13 | 13 | 91 | 91 |
| Swat | 4 | 4 | 28 | 27 |
| Peshawar | 105 | 77 | 1040 | 763 |
| Charsada | 35 | 26 | 382 | 393 |
| Nowshera | 259 | 264 | 2613 | 2663 |
| Bajour | 363 | 366 | 1831 | 1892 |
| Khyber | 59 | 61 | 364 | 369 |
| Kurram | 63 | 64 | 396 | 407 |
| Muhmand | 149 | 152 | 951 | 967 |
| N. Waziristan | 127 | 131 | 721 | 749 |
| S. Waziristan | 0 | 0 | 0 | 0 |
| Oriakzai | 27 | 29 | 159 | 168 |
| SD Bannu | 59 | 60 | 394 | 381 |
| SD D.I. Khan | 0 | 0 | 0 | 0 |
| SD Hassan Khel | 24 | 25 | 126 | 136 |
| SD Kohat | 16 | 17 | 98 | 107 |
| Total | 3930 | 3743 | 30451 | 29486 |
| BALUCHISTAN | | | | |
| Quetta | 0 | 0 | 0 | 0 |
| Pishin | 0 | 0 | 0 | 0 |
| K. Abdullah | 0 | 0 | 0 | 0 |
| Chagai | 0 | 0 | 0 | 0 |
| Loralai | 0 | 0 | 0 | 0 |
| Musa Khail | 0 | 0 | 0 | 0 |
| Barkhan | 0 | 0 | 0 | 0 |
| Zhob | 0 | 0 | 0 | 0 |
| Killa Saifullah | 0 | 0 | 0 | 0 |
| Sibi | 36 | 36 | 235 | 251 |
| Ziarat | 0 | 0 | 0 | 0 |
| Kohlu | 0 | 0 | 0 | 0 |
| Dera Bughti | 0 | 0 | 0 | 0 |
| Nasirabad | 409 | 201 | 3433 | 402 |
| Jaffarabad | 27 | 7 | 81 | 21 |
| Bolan | 0 | 0 | 0 | 0 |
| Jhal Magsi | 83 | 83 | 619 | 405 |
| Kalat | 0 | 0 | 0 | 0 |
| Mastung | 0 | 0 | 0 | 0 |
| Khuzdar | 87 | 87 | 666 | 666 |
| Awaran | 26 | 26 | 0 | 0 |
| Kharan | 0 | 0 | 0 | 0 |
| Lasbela | 187 | 190 | 1273 | 1211 |
| Turbat | 288 | 315 | 1086 | 1093 |
| Panjgoor | 1 | 2 | 0 | 14 |
| Gwadar | 143 | 147 | 768 | 761 |
| Nushki | 0 | 0 | 0 | 0 |
| Sherani | 0 | 0 | 0 | 0 |
| Harnai | 85 | 85 | 480 | 576 |
| Kachhi | 415 | 417 | 2246 | 546 |
| Washuk | 3 | 10 | 0 | 0 |
| Total | 1790 | 1606 | 10887 | 5946 |

Table No. 39
DISTRICT-WISE AREA AND PRODUCTION OF MANGO FRUIT

| Province/ District | (Area in Hectares) | | (Production in tonnes) | |
|-----------------------|--------------------|---------------|------------------------|----------------|
| | 2021-22 | 2022-23 | 2021-22 | 2022-23 |
| PAKISTAN | 159247 | 158804 | 1844706 | 1787317 |
| PUNJAB | | | | |
| Attock | 0 | 0 | 0 | 0 |
| Rawalpindi | 0 | 0 | 0 | 0 |
| Islamabad | 0 | 0 | 0 | 0 |
| Jhelum | 0 | 0 | 6 | 0 |
| Chakwal | 0 | 0 | 0 | 0 |
| Sargodha | 26 | 26 | 263 | 232 |
| Khushab | 13 | 13 | 80 | 82 |
| Mianwali | 54 | 54 | 620 | 897 |
| Bhakkar | 47 | 47 | 418 | 262 |
| Faisalabad | 178 | 178 | 2218 | 1971 |
| Toba Tek Singh | 209 | 209 | 1811 | 1145 |
| Jhang | 1014 | 1014 | 9865 | 11294 |
| Chiniot | 37 | 37 | 310 | 408 |
| Gujrat | 3 | 0 | 20 | 0 |
| M.B. Din | 6 | 0 | 73 | 0 |
| Sialkot | 12 | 0 | 96 | 0 |
| Narowal | 27 | 27 | 204 | 124 |
| Gujranwala | 1 | 0 | 7 | 0 |
| Hafizabad | 11 | 11 | 98 | 90 |
| Sheikhupura | 18 | 0 | 270 | 0 |
| Nankana Sahib | 15 | 15 | 134 | 139 |
| Lahore | 26 | 26 | 349 | 367 |
| Kasur | 28 | 0 | 266 | 0 |
| Okara | 122 | 122 | 1185 | 450 |
| Sahiwal | 566 | 566 | 8976 | 6422 |
| Pakpattan | 161 | 161 | 2278 | 2579 |
| Multan | 31017 | 31017 | 482103 | 350242 |
| Lodhran | 1237 | 1237 | 17441 | 15351 |
| Khanewal | 15082 | 15082 | 187443 | 204229 |
| Vehari | 1797 | 1797 | 27291 | 23562 |
| M. Garh | 24139 | 24139 | 417543 | 460848 |
| Layyah | 280 | 280 | 3767 | 3484 |
| D.G. Khan | 370 | 370 | 4756 | 4091 |
| Rajapur | 1002 | 1002 | 11858 | 9087 |
| Bahawalpur | 2394 | 2394 | 23050 | 25955 |
| Rahimyar Khan | 18932 | 18932 | 243277 | 268316 |
| Bahawalnagar | 189 | 189 | 2368 | 1799 |
| Total | 99013 | 98945 | 1450444 | 1393426 |

DISTRICT-WISE AREA AND PRODUCTION OF MANGO FRUIT

| Province/ District | (Area in Hectares) | | (Production in Tonnes) | |
|-----------------------|--------------------|--------------|------------------------|---------------|
| | 2020-21 | 2021-22 | 2020-21 | 2021-22 |
| SINDH | | | | |
| Khairpur | 4396 | 4396 | 28005 | 29252 |
| Ghotki | 234 | 224 | 1428 | 1367 |
| Sukkur | 161 | 160 | 1105 | 1098 |
| N. Feroze | 2650 | 2537 | 18681 | 17912 |
| Shaheed Benazir Abad | 3094 | 3007 | 22004 | 21400 |
| Jacobabad | 0 | 0 | 0 | 0 |
| Kashmore | 0 | 0 | 0 | 0 |
| Shikarpur | 35 | 30 | 220 | 188 |
| Larkana | 150 | 150 | 970 | 970 |
| Kambar Shahdat Kot | 0 | 0 | 0 | 0 |
| Sanghar | 7319 | 7320 | 52731 | 52739 |
| Tharparkar | 202 | 202 | 844 | 844 |
| Mirpurkhas | 13230 | 13230 | 79600 | 80058 |
| Umarkot | 4535 | 4535 | 24009 | 24009 |
| Dadu | 99 | 83 | 639 | 536 |
| Jamshoro | 202 | 202 | 1435 | 1435 |
| Hyderabad | 7326 | 7323 | 54223 | 54201 |
| Matiari | 4110 | 4020 | 28750 | 28121 |
| Tando Allahyar | 8697 | 8697 | 54716 | 54716 |
| T.M.Khan | 780 | 780 | 5277 | 5277 |
| Badin | 1277 | 1271 | 8914 | 8872 |
| Thatta | 649 | 649 | 3776 | 3854 |
| Karachi | 12 | 12 | 74 | 74 |
| Total | 59158 | 58828 | 387401 | 386923 |
| KPK | | | | |
| Bannu | 0 | 0 | 0 | 0 |
| Lakki Marwat | 0 | 0 | 0 | 0 |
| D.Ikhan | 243 | 9 | 2310 | 86 |
| Tank | 0 | 10 | 0 | 114 |
| Abbottabad | 0 | 0 | 0 | 0 |
| Battagram | 0 | 0 | 0 | 0 |
| Haripur | 1 | 1 | 5 | 5 |
| Kohistan | 0 | 0 | 0 | 0 |
| Mansehra | 0 | 0 | 0 | 0 |
| Kohat | 0 | 0 | 0 | 0 |
| Karak | 0 | 0 | 0 | 0 |
| Hangu | 0 | 0 | 0 | 0 |
| Mardan | 45 | 45 | 460 | 460 |
| Sawabi | 7 | 9 | 58 | 75 |
| Bunir | 0 | 0 | 0 | 0 |
| Chitral | 0 | 0 | 0 | 0 |
| Malakand | 6 | 6 | 60 | 62 |
| Dir Lower | 0 | 0 | 0 | 0 |
| Dir Upper | 0 | 0 | 0 | 0 |

| | | | | |
|--------------------|------------|------------|-------------|-------------|
| Shangla | 0 | 0 | 0 | 0 |
| Swat | 0 | 0 | 0 | 0 |
| Peshawar | 0 | 0 | 0 | 0 |
| Charsada | 31 | 30 | 310 | 776 |
| Nowshera | 23 | 23 | 229 | 229 |
| Bajour | 0 | 0 | 0 | 0 |
| Khyber | 0 | 0 | 0 | 0 |
| Kurram | 0 | 0 | 0 | 0 |
| Muhmand | 0 | 0 | 0 | 0 |
| N. Waziristan | 0 | 0 | 0 | 0 |
| S. Waziristan | 0 | 0 | 0 | 0 |
| Oriakzai | 0 | 0 | 0 | 0 |
| SD Bannu | 0 | 0 | 0 | 0 |
| SD D.I. Khan | 9 | 9 | 66 | 65 |
| SD Hassan Khel | 0 | 0 | 0 | 0 |
| SD Kohat | 0 | 0 | 0 | 0 |
| Total | 365 | 142 | 3498 | 1872 |
| BALUCHISTAN | | | | |
| Quetta | 0 | 0 | 0 | 0 |
| Pishin | 0 | 0 | 0 | 0 |
| K. Abdullah | 0 | 0 | 0 | 0 |
| Chagai | 0 | 0 | 0 | 0 |
| Loralai | 0 | 0 | 0 | 0 |
| Musa Khail | 0 | 0 | 0 | 0 |
| Barkhan | 0 | 0 | 0 | 0 |
| Zhob | 0 | 0 | 0 | 0 |
| Killa Saifullah | 0 | 0 | 0 | 0 |
| Sibi | 0 | 0 | 0 | 0 |
| Ziarat | 0 | 0 | 0 | 0 |
| Kohlu | 0 | 0 | 0 | 0 |
| Dera Bughti | 0 | 0 | 0 | 0 |
| Nasirabad | 10 | 4 | 105 | 40 |
| Jaffarabad | 0 | 0 | 0 | 0 |
| Bolan | 0 | 0 | 0 | 0 |
| Jhal Magsi | 0 | 0 | 0 | 0 |
| Kalat | 0 | 0 | 0 | 0 |
| Mastung | 0 | 0 | 0 | 0 |
| Khuzdar | 0 | 164 | 0 | 0 |
| Awaran | 0 | 0 | 0 | 0 |
| Kharan | 1 | 2 | 0 | 0 |
| Lasbela | 39 | 39 | 548 | 548 |
| Turbat | 432 | 448 | 1750 | 3553 |
| Panjgoor | 0 | 0 | 0 | 0 |
| Gwadar | 229 | 232 | 960 | 955 |
| Total | 711 | 889 | 3363 | 5096 |

Table No. 40
DISTRICT-WISE AREA AND PRODUCTION OF BANANA FRUIT

| Province/ District | (Area in Hectares) | | (Production in tonnes) | |
|-----------------------|--------------------|--------------|------------------------|---------------|
| | 2021-22 | 2022-23 | 2021-22 | 2022-23 |
| PAKISTAN | 33197 | 39144 | 215568 | 285157 |
| PUNJAB | | | | |
| Attock | 0 | 0 | 0 | 0 |
| Rawalpindi | 0 | 0 | 0 | 0 |
| Islamabad | 0 | 0 | 0 | 0 |
| Jhelum | 0 | 0 | 0 | 0 |
| Chakwal | 0 | 0 | 0 | 0 |
| Sargodha | 0 | 0 | 0 | 0 |
| Khushab | 0 | 0 | 0 | 0 |
| Mianwali | 0 | 0 | 0 | 0 |
| Bhakkar | 0 | 0 | 0 | 0 |
| Faisalabad | 0 | 0 | 0 | 0 |
| Toba Tek Singh | 0 | 0 | 0 | 0 |
| Jhang | 0 | 0 | 0 | 0 |
| Chiniot | 0 | 0 | 0 | 0 |
| Gujrat | 0 | 0 | 0 | 0 |
| M.B. Din | 0 | 0 | 0 | 0 |
| Sialkot | 0 | 0 | 0 | 0 |
| Narowal | 0 | 0 | 0 | 0 |
| Gujranwala | 0 | 0 | 0 | 0 |
| Hafizabad | 0 | 0 | 0 | 0 |
| Sheikhupura | 0 | 0 | 0 | 0 |
| Nankana Sahib | 0 | 0 | 0 | 0 |
| Lahore | 0 | 0 | 0 | 0 |
| Kasur | 0 | 0 | 0 | 0 |
| Okara | 0 | 0 | 0 | 0 |
| Sahiwal | 0 | 0 | 0 | 0 |
| Pakpattan | 0 | 0 | 0 | 0 |
| Multan | 0 | 0 | 0 | 0 |
| Lodhran | 0 | 0 | 0 | 0 |
| Khanewal | 4 | 0 | 20 | 0 |
| Vehari | 0 | 0 | 0 | 0 |
| M. Garh | 23 | 23 | 162 | 200 |
| Layyah | 0 | 0 | 0 | 0 |
| D.G. Khan | 0 | 0 | 0 | 0 |
| Rajanpur | 0 | 0 | 0 | 0 |
| Bahawalpur | 1 | 0 | 6 | 0 |
| Rahimyar Khan | 0 | 0 | 0 | 0 |
| Bahawalnagar | 0 | 0 | 0 | 0 |
| Total | 28 | 23 | 188 | 200 |

DISTRICT-WISE AREA AND PRODUCTION OF BANANA FRUIT

| Province/ District | (Area in Hectares) | | (Production in Tonnes) | |
|-----------------------|--------------------|--------------|------------------------|---------------|
| | 2021-22 | 2022-23 | 2021-22 | 2022-23 |
| SINDH | | | | |
| Khairpur | 5550 | 5550 | 31417 | 31439 |
| Ghotki | 257 | 264 | 1539 | 1577 |
| Sukkur | 181 | 181 | 1127 | 1115 |
| N. Feroze | 4375 | 3840 | 22595 | 19802 |
| Shaheed Benazir Abad | 3197 | 2547 | 21766 | 17250 |
| Jacobabad | 0 | 0 | 0 | 0 |
| Kashmore | 0 | 0 | 0 | 0 |
| Shikarpur | 12 | 15 | 86 | 108 |
| Larkana | 0 | 0 | 0 | 0 |
| Kambar Shahdat Kot | 0 | 0 | 0 | 0 |
| Sanghar | 989 | 985 | 6954 | 6920 |
| Tharparkar | 0 | 0 | 0 | 0 |
| Mirpurkhas | 1980 | 1350 | 14142 | 9578 |
| Umarnot | 111 | 95 | 782 | 669 |
| Dadu | 210 | 190 | 1481 | 1340 |
| Jamshoro | 53 | 52 | 381 | 374 |
| Hyderabad | 368 | 210 | 2614 | 1492 |
| Matiari | 3578 | 3270 | 25018 | 21737 |
| Tando Allahyar | 1106 | 9363 | 7593 | 59397 |
| T.M.Khan | 1030 | 1275 | 7077 | 8468 |
| Badin | 659 | 652 | 4649 | 4600 |
| Thatta | 8271 | 8137 | 40476 | 39821 |
| Karachi | 36 | 35 | 257 | 250 |
| Total | 31963 | 38011 | 189954 | 225937 |
| KPK | | | | |
| Bannu | 74 | 0 | 437 | 0 |
| Lakki Marwat | 0 | 0 | 0 | 0 |
| D.Ikhan | 0 | 0 | 0 | 0 |
| Tank | 0 | 4 | 0 | 507 |
| Abbottabad | 0 | 0 | 0 | 0 |
| Battagram | 24 | 0 | 168 | 0 |
| Haripur | 11 | 11 | 417 | 415 |
| Kohistan | 0 | 0 | 0 | 0 |
| Mansehra | 27 | 0 | 190 | 0 |
| Kohat | 0 | 0 | 0 | 0 |
| Karak | 0 | 0 | 0 | 0 |
| Hangu | 0 | 0 | 0 | 0 |
| Mardan | 0 | 0 | 0 | 0 |
| Sawabi | 11 | 0 | 46 | 0 |
| Bunir | 1 | 1 | 6 | 3 |
| Chitral | 0 | 0 | 0 | 0 |
| Malakand | 0 | 0 | 0 | 0 |
| Dir Lower | 0 | 0 | 0 | 0 |
| Dir Upper | 0 | 0 | 0 | 0 |

| | | | | |
|--------------------|-------------|-------------|--------------|--------------|
| Shangla | 4 | 0 | 17 | 0 |
| Swat | 0 | 0 | 0 | 0 |
| Peshawar | 0 | 0 | 0 | 0 |
| Charsada | 0 | 0 | 0 | 0 |
| Nowshera | 0 | 0 | 0 | 0 |
| Bajour | 0 | 0 | 0 | 0 |
| Khyber | 0 | 0 | 0 | 0 |
| Kurram | 0 | 0 | 0 | 0 |
| Muhmand | 0 | 0 | 0 | 0 |
| N. Waziristan | 0 | 0 | 0 | 0 |
| S. Waziristan | 0 | 0 | 0 | 0 |
| Oriakzai | 0 | 0 | 0 | 0 |
| SD Bannu | 0 | 0 | 0 | 0 |
| SD D.I. Khan | 0 | 0 | 0 | 0 |
| SD Hassan Khel | 0 | 0 | 0 | 0 |
| SD Kohat | 0 | 0 | 0 | 0 |
| Total | 152 | 16 | 1281 | 925 |
| BALUCHISTAN | | | | |
| Quetta | 0 | 0 | 0 | 0 |
| Pishin | 0 | 0 | 0 | 0 |
| K. Abdullah | 0 | 0 | 0 | 0 |
| Chagai | 0 | 0 | 0 | 0 |
| Loralai | 0 | 0 | 0 | 0 |
| Musa Khail | 0 | 0 | 0 | 0 |
| Barkhan | 0 | 0 | 0 | 0 |
| Zhob | 0 | 0 | 0 | 0 |
| Killa Saifullah | 0 | 0 | 0 | 0 |
| Sibi | 0 | 0 | 0 | 0 |
| Ziarat | 0 | 0 | 0 | 0 |
| Kohlu | 0 | 0 | 0 | 0 |
| Dera Bughti | 0 | 0 | 0 | 0 |
| Nasirabad | 0 | 0 | 0 | 0 |
| Jaffarabad | 0 | 0 | 0 | 0 |
| Bolan | 0 | 0 | 0 | 0 |
| Jhal Magsi | 0 | 0 | 0 | 0 |
| Kalat | 0 | 0 | 0 | 0 |
| Mastung | 0 | 0 | 0 | 0 |
| Khuzdar | 0 | 0 | 0 | 0 |
| Awaran | 0 | 0 | 0 | 0 |
| Kharan | 0 | 0 | 0 | 0 |
| Lasbela | 895 | 930 | 23130 | 51667 |
| Turbat | 138 | 141 | 854 | 5905 |
| Panjgoor | 0 | 0 | 0 | 0 |
| Gwadar | 21 | 23 | 161 | 523 |
| Total | 1054 | 1094 | 24145 | 58095 |

Table No. 41
DISTRICT-WISE AREA AND PRODUCTION OF APPLE FRUIT

| Province/ District | (Area in Hectares) | | (Production in Tonnes) | |
|-----------------------|--------------------|--------------|------------------------|---------------|
| | 2021-22 | 2022-23 | 2021-22 | 2022-23 |
| PAKISTAN | 76623 | 75912 | 732287 | 790533 |
| PUNJAB | | | | |
| Attock | 0 | 0 | 0 | 0 |
| Rawalpindi | 0 | 0 | 0 | 0 |
| Islamabad | 0 | 0 | 0 | 0 |
| Jhelum | 0 | 0 | 0 | 0 |
| Chakwal | 0 | 0 | 0 | 0 |
| Sargodha | 0 | 0 | 0 | 0 |
| Khushab | 0 | 0 | 0 | 0 |
| Mianwali | 0 | 0 | 0 | 0 |
| Bhakkar | 0 | 0 | 0 | 0 |
| Faisalabad | 0 | 0 | 0 | 0 |
| Toba Tek Singh | 0 | 0 | 0 | 0 |
| Jhang | 0 | 0 | 0 | 0 |
| Chiniot | 0 | 0 | 0 | 0 |
| Gujrat | 0 | 0 | 0 | 0 |
| M.B. Din | 0 | 0 | 0 | 0 |
| Sialkot | 0 | 0 | 0 | 0 |
| Narowal | 0 | 0 | 0 | 0 |
| Gujranwala | 0 | 0 | 0 | 0 |
| Hafizabad | 0 | 0 | 0 | 0 |
| Sheikhupura | 0 | 0 | 0 | 0 |
| Nankana Sahib | 0 | 0 | 0 | 0 |
| Lahore | 0 | 0 | 0 | 0 |
| Kasur | 0 | 0 | 0 | 0 |
| Okara | 0 | 0 | 0 | 0 |
| Sahiwal | 0 | 0 | 0 | 0 |
| Pakpattan | 0 | 0 | 0 | 0 |
| Multan | 0 | 0 | 0 | 0 |
| Lodhran | 0 | 0 | 0 | 0 |
| Khanewal | 0 | 0 | 0 | 0 |
| Vehari | 0 | 0 | 0 | 0 |
| M. Garh | 0 | 0 | 0 | 0 |
| Layyah | 0 | 0 | 0 | 0 |
| D.G. Khan | 0 | 0 | 0 | 0 |
| Rajanpur | 0 | 0 | 0 | 0 |
| Bahawalpur | 0 | 0 | 0 | 0 |
| Rahimyar Khan | 0 | 0 | 0 | 0 |
| Bahawalnagar | 0 | 0 | 0 | 0 |
| Total | 0 | 0 | 0 | 0 |

| SINDH | NOT GROWN | | NOT GROWN | |
|----------------|------------------|-------------|------------------|--------------|
| KPK | | | | |
| Bannu | 0 | 0 | 0 | 0 |
| Lakki Marwat | 0 | 0 | 0 | 0 |
| D.Ikhan | 0 | 0 | 0 | 0 |
| Tank | 0 | 5 | 0 | 6240 |
| Abbottabad | 5 | 5 | 42 | 40 |
| Battagram | 64 | 65 | 680 | 691 |
| Haripur | 1 | 1 | 7 | 7 |
| Kohistan | 0 | 0 | 0 | 0 |
| Mansehra | 685 | 689 | 5365 | 5397 |
| Kohat | 0 | 0 | 0 | 0 |
| Karak | 0 | 0 | 0 | 0 |
| Hangu | 2 | 2 | 32 | 32 |
| Mardan | 0 | 0 | 0 | 0 |
| Sawabi | 1 | 6 | 50 | 50 |
| Bunir | 0 | 0 | 0 | 0 |
| Chitral | 252 | 251 | 1662 | 1656 |
| Malakand | 0 | 0 | 0 | 0 |
| Dir Lower | 2 | 2 | 32 | 32 |
| Dir Upper | 11 | 11 | 121 | 113 |
| Shangla | 24 | 24 | 140 | 139 |
| Swat | 1100 | 1066 | 5962 | 0 |
| Peshawar | 0 | 0 | 0 | 0 |
| Charsada | 15 | 14 | 85 | 129 |
| Nowshera | 0 | 0 | 0 | 0 |
| Bajour | 45 | 46 | 562 | 572 |
| Khyber | 12 | 12 | 103 | 104 |
| Kurram | 46 | 48 | 598 | 614 |
| Muhmand | 23 | 24 | 206 | 219 |
| N. Waziristan | 55 | 56 | 603 | 622 |
| S. Waziristan | 2318 | 2321 | 29180 | 29154 |
| Oriakzai | 45 | 46 | 581 | 596 |
| SD Bannu | 0 | 0 | 0 | 0 |
| SD D.I. Khan | 0 | 0 | 0 | 0 |
| SD Hassan Khel | 0 | 0 | 0 | 0 |
| SD Kohat | 0 | 0 | 0 | 0 |
| Total | 4706 | 4694 | 46011 | 46407 |

| BALUCHISTAN | | | | |
|--------------------|--------------|--------------|---------------|---------------|
| Quetta | 1341 | 1342 | 32496 | 11554 |
| Pishin | 6739 | 6754 | 61060 | 71967 |
| K. Abdullah | 5619 | 5552 | 67650 | 70025 |
| Chagai | 0 | 0 | 0 | 0 |
| Loralai | 1385 | 1157 | 9685 | 11246 |
| Musa Khail | 68 | 37 | 229 | 0 |
| Barkhan | 1169 | 1363 | 17038 | 18673 |
| Zhob | 6473 | 6451 | 68670 | 35295 |
| Killa Saifullah | 39235 | 38621 | 269843 | 462067 |
| Sibi | 0 | 0 | 0 | 0 |
| Ziarat | 3969 | 3993 | 53911 | 23495 |
| Kohlu | 56 | 64 | 1035 | 771 |
| Dera Bughti | 0 | 0 | 0 | 0 |
| Nasirabad | 0 | 0 | 0 | 0 |
| Jaffarabad | 0 | 0 | 0 | 0 |
| Bolan | 0 | 0 | 0 | 0 |
| Jhal Magsi | 0 | 0 | 0 | 0 |
| Kalat | 1728 | 1728 | 13397 | 23492 |
| Mastung | 2740 | 2739 | 74607 | 6139 |
| Khuzdar | 856 | 866 | 10827 | 6607 |
| Awaran | 328 | 331 | 4401 | 1860 |
| Kharan | 0 | 0 | 0 | 0 |
| Lasbela | 0 | 0 | 0 | 0 |
| Turbat | 0 | 0 | 0 | 0 |
| Panjgoor | 76 | 79 | 28 | 23 |
| Gwadar | 0 | 0 | 0 | 0 |
| Washuk | 0 | 13 | 0 | 0 |
| Kachhi | 0 | 0 | 0 | 0 |
| Harnai | 79 | 79 | 954 | 684 |
| Sherani | 56 | 49 | 445 | 228 |
| Naushki | 0 | 0 | 0 | 0 |
| Total | 71917 | 71218 | 686276 | 744126 |

* = Nominal

Table No. 42
DISTRICT-WISE AREA AND PRODUCTION OF GUAVA FRUIT

| Province/ District | (Area in Hectares) | | (Production in Tonnes) | |
|-----------------------|--------------------|--------------|------------------------|---------------|
| | 2021-22 | 2022-23 | 2021-22 | 2022-23 |
| PAKISTAN | 54391 | 53853 | 938161 | 796906 |
| PUNJAB | | | | |
| Attock | 1 | 1 | 5 | 4 |
| Rawalpindi | 2 | 2 | 15 | 28 |
| Muree | 0 | 0 | 0 | 0 |
| Islamabad | 0 | 0 | 0 | 0 |
| Jhelum | 177 | 177 | 510 | 554 |
| Chakwal | 0 | 0 | 0 | 0 |
| Talagang | 0 | 0 | 0 | 0 |
| Sargodha | 3012 | 3012 | 26930 | 24904 |
| Khushab | 146 | 146 | 1567 | 998 |
| Mianwali | 92 | 92 | 877 | 951 |
| Bhakkar | 96 | 96 | 1221 | 1146 |
| Faisalabad | 3597 | 3597 | 55471 | 52629 |
| Toba Tek Singh | 1785 | 1785 | 30157 | 23029 |
| Jhang | 1784 | 1784 | 26580 | 24986 |
| Chiniot | 752 | 752 | 4622 | 4255 |
| Gujrat | 680 | 680 | 5692 | 5332 |
| M.B. Din | 526 | 526 | 8425 | 7674 |
| Sialkot | 474 | 1095 | 4933 | 23130 |
| Narowal | 480 | 0 | 4144 | 0 |
| Gujranwala | 516 | 516 | 8787 | 6273 |
| Hafizabad | 1095 | 474 | 17942 | 6628 |
| Wazirabad | 0 | 480 | 0 | 4536 |
| Sheikhupura | 8110 | 8110 | 249158 | 166547 |
| Nankana Sahib | 5334 | 5334 | 117831 | 117038 |
| Lahore | 533 | 533 | 10898 | 7697 |
| Kasur | 2164 | 2164 | 35923 | 30148 |
| Okara | 2164 | 2164 | 48485 | 40315 |
| Sahiwal | 3232 | 3232 | 73432 | 62359 |
| Pakpattan | 2022 | 2022 | 27389 | 24853 |
| Multan | 238 | 238 | 2015 | 1775 |
| Lodhran | 116 | 116 | 1250 | 1216 |
| Khanewal | 1714 | 1714 | 24351 | 15731 |
| Vehari | 910 | 910 | 14341 | 16561 |
| M. Garh | 170 | 170 | 2695 | 2326 |
| Kot Addu | 0 | 0 | 0 | 0 |
| Layyah | 32 | 32 | 316 | 308 |
| D.G. Khan | 24 | 24 | 236 | 207 |
| Rajanpur | 8 | 4 | 55 | 37 |
| Bahawalpur | 197 | 197 | 1535 | 2791 |
| Rahimyar Khan | 498 | 498 | 5209 | 6403 |
| Bahawalnagar | 2305 | 2305 | 29295 | 23375 |
| Total | 44986 | 44982 | 842292 | 706744 |

DISTRICT-WISE AREA AND PRODUCTION OF GUAVA FRUIT

| Province/ District | (Area in Hectares) | | (Production in Tonnes) | |
|-----------------------|--------------------|-------------|------------------------|--------------|
| | 2021-22 | 2022-23 | 2021-22 | 2022-23 |
| SINDH | | | | |
| Khairpur | 132 | 132 | 1212 | 1212 |
| Ghotki | 16 | 15 | 112 | 105 |
| Sukkur | 4 | 4 | 30 | 30 |
| N. Feroze | 403 | 369 | 3913 | 3584 |
| Shaheed Benazir Abad | 376 | 307 | 3608 | 2947 |
| Jacobabad | 0 | 0 | 0 | 0 |
| Kashmore | 0 | 0 | 0 | 0 |
| Shikarpur | 20 | 18 | 160 | 144 |
| Larkana | 3224 | 3232 | 30991 | 31084 |
| Kambar Shahdat Kot | 0 | 0 | 0 | 0 |
| Sanghar | 0 | 0 | 0 | 0 |
| Tharparkar | 0 | 0 | 0 | 0 |
| Mirpurkhas | 500 | 500 | 4816 | 4817 |
| Umarkot | 59 | 51 | 571 | 493 |
| Dadu | 300 | 279 | 2616 | 2433 |
| Jamshoro | 35 | 35 | 299 | 299 |
| Hyderabad | 240 | 240 | 2323 | 2323 |
| Matiari | 143 | 125 | 1393 | 1218 |
| Tando Allahyar | 121 | 112 | 1193 | 1105 |
| T.M.Khan | 40 | 40 | 277 | 277 |
| Badin | 47 | 42 | 326 | 291 |
| Thatta | 7 | 7 | 55 | 55 |
| Karachi | 71 | 70 | 508 | 501 |
| Total | 5738 | 5578 | 54403 | 52918 |
| KPK | | | | |
| Bannu | 420 | 423 | 5350 | 5311 |
| Lakki Marwat | 0 | 0 | 0 | 0 |
| D.Ikhan | 106 | 40 | 3066 | 1522 |
| Tank | 5 | 35 | 58 | 1564 |
| Abbottabad | 0 | 0 | 0 | 0 |
| Battagram | 15 | 15 | 78 | 78 |
| Haripur | 276 | 275 | 2125 | 2124 |
| Kohistan | 0 | 0 | 0 | 0 |
| Mansehra | 17 | 18 | 88 | 93 |
| Kohat | 1364 | 1017 | 13310 | 10114 |
| Karak | 0 | 0 | 0 | 0 |
| Hangu | 7 | 8 | 99 | 115 |
| Mardan | 32 | 30 | 239 | 224 |
| Sawabi | 126 | 126 | 1103 | 1103 |
| Bunir | 1 | 1 | 4 | 4 |
| Chitral | 0 | 0 | 0 | 0 |
| Malakand | 320 | 330 | 2121 | 2315 |
| Dir Lower | 10 | 10 | 5 | 5 |
| Dir Upper | 8 | 8 | 32 | 32 |

| | | | | |
|--------------------|-------------|-------------|--------------|--------------|
| Shangla | 12 | 14 | 80 | 83 |
| Swat | 0 | 0 | 0 | 0 |
| Peshawar | 69 | 57 | 651 | 535 |
| Charsada | 48 | 49 | 551 | 486 |
| Nowshera | 72 | 72 | 6809 | 6809 |
| Bajour | 16 | 18 | 102 | 116 |
| Khyber | 31 | 33 | 219 | 229 |
| Kurram | 0 | 0 | 0 | 0 |
| Muhmand | 64 | 66 | 441 | 467 |
| N. Waziristan | 42 | 45 | 309 | 322 |
| S. Waziristan | 0 | 0 | 0 | 0 |
| Oriakzai | 0 | 0 | 0 | 0 |
| SD Bannu | 50 | 54 | 440 | 455 |
| SD D.I. Khan | 49 | 50 | 279 | 291 |
| SD Hassan Khel | 13 | 14 | 76 | 83 |
| SD Kohat | 19 | 20 | 284 | 294 |
| Total | 3192 | 2828 | 37919 | 34774 |
| BALUCHISTAN | | | | |
| Quetta | 0 | 0 | 0 | 0 |
| Pishin | 0 | 0 | 0 | 0 |
| K. Abdullah | 0 | 0 | 0 | 0 |
| Chagai | 0 | 0 | 0 | 0 |
| Loralai | 0 | 0 | 0 | 0 |
| Musa Khail | 0 | 0 | 0 | 0 |
| Barkhan | 0 | 0 | 0 | 0 |
| Zhob | 0 | 0 | 0 | 0 |
| Killa Saifullah | 0 | 0 | 0 | 0 |
| Sibi | 0 | 0 | 0 | 0 |
| Ziarat | 0 | 0 | 0 | 0 |
| Kohlu | 0 | 0 | 0 | 0 |
| Dera Bughti | 0 | 0 | 0 | 0 |
| Nasirabad | 13 | 5 | 104 | 40 |
| Jaffarabad | 20 | 11 | 100 | 50 |
| Bolan | 0 | 0 | 0 | 0 |
| Jhal Magsi | 7 | 7 | 43 | 36 |
| Kalat | 0 | 0 | 0 | 0 |
| Mastung | 0 | 0 | 0 | 0 |
| Khuzdar | 4 | 4 | 19 | 19 |
| Awaran | 0 | 0 | 0 | 0 |
| Kharan | 0 | 0 | 0 | 0 |
| Lasbela | 219 | 219 | 2273 | 1340 |
| Turbat | 92 | 95 | 366 | 379 |
| Panjgoor | 0 | 0 | 0 | 0 |
| Gwadar | 89 | 91 | 451 | 446 |
| Washuk | 1 | 1 | 0 | 0 |
| Kachhi | 10 | 12 | 66 | 40 |
| Harnai | 20 | 20 | 125 | 120 |
| Sherani | 0 | 0 | 0 | 0 |
| Naushki | 0 | 0 | 0 | 0 |
| Total | 475 | 465 | 3547 | 2470 |

* = Nominal

Table No. 43
DISTRICT-WISE AREA AND PRODUCTION OF APRICOT FRUIT

| Province/ District | (Area in Hectares) | | (Production in Tonnes) | |
|-----------------------|--------------------|--------------|------------------------|---------------|
| | 2021-22 | 2022-23 | 2021-22 | 2022-23 |
| PAKISTAN | 14515 | 14092 | 159022 | 204029 |
| PUNJAB | | | | |
| Attock | 0 | 0 | 0 | 0 |
| Rawalpindi | 0 | 0 | 0 | 0 |
| Islamabad | 0 | 0 | 0 | 0 |
| Jhelum | 0 | 0 | 0 | 0 |
| Chakwal | 0 | 0 | 0 | 0 |
| Sargodha | 0 | 0 | 0 | 0 |
| Khushab | 0 | 0 | 0 | 0 |
| Mianwali | 0 | 0 | 0 | 0 |
| Bhakkar | 0 | 0 | 0 | 0 |
| Faisalabad | 0 | 0 | 0 | 0 |
| Toba Tek Singh | 0 | 0 | 0 | 0 |
| Jhang | 0 | 0 | 0 | 0 |
| Chiniot | 0 | 0 | 0 | 0 |
| Gujrat | 0 | 0 | 0 | 0 |
| M.B. Din | 0 | 0 | 0 | 0 |
| Sialkot | 0 | 0 | 0 | 0 |
| Narowal | 0 | 0 | 0 | 0 |
| Gujranwala | 0 | 0 | 0 | 0 |
| Hafizabad | 0 | 0 | 0 | 0 |
| Sheikhupura | 0 | 0 | 0 | 0 |
| Nankana Sahib | 0 | 0 | 0 | 0 |
| Lahore | 0 | 0 | 0 | 0 |
| Kasur | 0 | 0 | 0 | 0 |
| Okara | 0 | 0 | 0 | 0 |
| Sahiwal | 0 | 0 | 0 | 0 |
| Pakpattan | 0 | 0 | 0 | 0 |
| Multan | 0 | 0 | 0 | 0 |
| Lodhran | 0 | 0 | 0 | 0 |
| Khanewal | 0 | 0 | 0 | 0 |
| Vehari | 0 | 0 | 0 | 0 |
| M. Garh | 0 | 0 | 0 | 0 |
| Layyah | 0 | 0 | 0 | 0 |
| D.G. Khan | 0 | 0 | 0 | 0 |
| Rajanpur | 0 | 0 | 0 | 0 |
| Bahawalpur | 0 | 0 | 0 | 0 |
| Rahimyar Khan | 0 | 0 | 0 | 0 |
| Bahawalnagar | 0 | 0 | 0 | 0 |
| Total | 0 | 0 | 0 | 0 |
| SINDH | NOT GROWN | | NOT GROWN | |

| KPK | | | | |
|----------------|-------------|-------------|--------------|--------------|
| Bannu | 0 | 0 | 0 | 0 |
| Lakki Marwat | 0 | 0 | 0 | 0 |
| D.Ikhan | 0 | 0 | 0 | 0 |
| Tank | 0 | 0 | 0 | 604 |
| Abbottabad | 1 | 2 | 7 | 14 |
| Battagram | 16 | 18 | 160 | 180 |
| Haripur | 23 | 22 | 153 | 144 |
| Kohistan | 0 | 0 | 0 | 0 |
| Mansehra | 40 | 41 | 232 | 238 |
| Kohat | 4 | 3 | 34 | 25 |
| Karak | 0 | 0 | 0 | 0 |
| Hangu | 2 | 2 | 31 | 31 |
| Mardan | 9 | 8 | 95 | 85 |
| Sawabi | 122 | 122 | 1013 | 1013 |
| Bunir | 10 | 10 | 159 | 157 |
| Chitral | 51 | 50 | 265 | 250 |
| Malakand | 65 | 70 | 570 | 595 |
| Dir Lower | 6 | 6 | 75 | 75 |
| Dir Upper | 72 | 70 | 937 | 862 |
| Shangla | 20 | 20 | 157 | 157 |
| Swat | 204 | 202 | 910 | 903 |
| Peshawar | 82 | 78 | 808 | 769 |
| Charsada | 33 | 31 | 334 | 285 |
| Nowshera | 112 | 112 | 1088 | 1088 |
| Bajour | 67 | 68 | 538 | 551 |
| Khyber | 31 | 33 | 293 | 309 |
| Kurram | 63 | 66 | 683 | 703 |
| Muhmand | 83 | 84 | 652 | 677 |
| N. Waziristan | 35 | 37 | 296 | 311 |
| S. Waziristan | 353 | 359 | 1586 | 1619 |
| Oriakzai | 41 | 43 | 412 | 423 |
| SD Bannu | 0 | 0 | 0 | 0 |
| SD D.I. Khan | 0 | 0 | 0 | 0 |
| SD Hassan Khel | 0 | 0 | 0 | 0 |
| SD Kohat | 11 | 12 | 102 | 109 |
| Total | 1556 | 1569 | 11590 | 12177 |

| BALUCHISTAN | | | | |
|--------------------|--------------|--------------|---------------|---------------|
| Quetta | 533 | 533 | 9910 | 11606 |
| Pishin | 1139 | 1150 | 9599 | 34549 |
| K. Abdullah | 2139 | 2139 | 37798 | 58840 |
| Chagai | 0 | 0 | 0 | 0 |
| Loralai | 1446 | 985 | 19651 | 18347 |
| Musa Khail | 10 | 6 | 97 | 43 |
| Barkhan | 92 | 97 | 770 | 1060 |
| Zhob | 2016 | 2016 | 21479 | 21491 |
| Killa Saifullah | 3124 | 3127 | 22885 | 24090 |
| Sibi | 0 | 0 | 0 | 0 |
| Ziarat | 108 | 109 | 1182 | 3024 |
| Kohlu | 3 | 4 | 70 | 70 |
| Dera Bughti | 0 | 0 | 0 | 0 |
| Nasirabad | 0 | 0 | 0 | 0 |
| Jaffarabad | 0 | 0 | 0 | 0 |
| Bolan | 0 | 0 | 0 | 0 |
| Jhal Magsi | 0 | 0 | 0 | 0 |
| Kalat | 280 | 287 | 3653 | 3778 |
| Mastung | 1565 | 1563 | 16016 | 10426 |
| Khuzdar | 172 | 175 | 1312 | 1518 |
| Awaran | 0 | 0 | 0 | 0 |
| Kharan | 0 | 0 | 0 | 0 |
| Lasbela | 0 | 0 | 0 | 0 |
| Turbat | 0 | 0 | 0 | 0 |
| Panjgoor | 0 | 0 | 0 | 0 |
| Gwadar | 0 | 0 | 0 | 0 |
| Naushki | 0 | 0 | 0 | 0 |
| Sherani | 72 | 72 | 749 | 749 |
| Harnai | 260 | 260 | 2261 | 2261 |
| Kachhi | 0 | 0 | 0 | 0 |
| Washuk | 0 | 0 | 0 | 0 |
| Total | 12959 | 12523 | 147432 | 191852 |

* = Nominal

Table No. 44
DISTRICT-WISE AREA AND PRODUCTION OF PAECH FRUIT

| Province/ District | (Area in Hectares) | | (Production in Tonnes) | |
|-----------------------|--------------------|--------------|------------------------|---------------|
| | 2021-22 | 2022-23 | 2021-22 | 2022-23 |
| PAKISTAN | 15424 | 14704 | 134575 | 150360 |
| PUNJAB | | | | |
| Attock | 58 | 58 | 908 | 961 |
| Rawalpindi | 35 | 35 | 602 | 616 |
| Islamabad | 0 | 0 | 0 | 0 |
| Jhelum | 7 | 7 | 82 | 75 |
| Chakwal | 0 | 0 | 0 | 0 |
| Sargodha | 17 | 17 | 305 | 299 |
| Khushab | 4 | 4 | 45 | 42 |
| Mianwali | 0 | 0 | 0 | 0 |
| Bhakkar | 1 | 0 | 8 | 0 |
| Faisalabad | 4 | 4 | 56 | 54 |
| Toba Tek Singh | 1 | 0 | 17 | 0 |
| Jhang | 13 | 0 | 193 | 0 |
| Chiniot | 13 | 13 | 194 | 187 |
| Gujrat | 0 | 0 | 0 | 0 |
| M.B. Din | 0 | 0 | 0 | 0 |
| Sialkot | 2 | 0 | 18 | 0 |
| Narowal | 2 | 2 | 19 | 18 |
| Gujranwala | * | 0 | 4 | 0 |
| Hafizabad | 11 | 11 | 260 | 250 |
| Sheikhupura | 0 | 0 | 0 | 0 |
| Nankana Sahib | 3 | 3 | 29 | 29 |
| Lahore | 0 | 0 | 0 | 0 |
| Kasur | 3 | 3 | 37 | 37 |
| Okara | 24 | 24 | 439 | 444 |
| Sahiwal | 12 | 12 | 110 | 79 |
| Pakpattan | 6 | 6 | 53 | 18 |
| Multan | 0 | 0 | 0 | 0 |
| Lodhran | 0 | 0 | 0 | 0 |
| Khanewal | 5 | 5 | 42 | 41 |
| Vehari | 14 | 14 | 122 | 121 |
| M. Garh | 0 | 0 | 0 | 0 |
| Layyah | 0 | 0 | 0 | 0 |
| D.G. Khan | 8 | 8 | 35 | 34 |
| Rajanpur | 0 | 0 | 0 | 0 |
| Bahawalpur | 0 | 0 | 0 | 0 |
| Rahimyar Khan | 0 | 0 | 0 | 0 |
| Bahawalnagar | 2 | 2 | 17 | 15 |
| Total | 245 | 228 | 3595 | 3320 |
| SINDH | NOT GROWN | | NOT GROWN | |

| KPK | | | | |
|----------------|--------------|-------------|--------------|--------------|
| Bannu | 0 | 0 | 0 | 0 |
| Lakki Marwat | 0 | 0 | 0 | 0 |
| D.Ikhan | 0 | 0 | 0 | 0 |
| Tank | 0 | 0 | 0 | 1211 |
| Abbottabad | 1 | 2 | 9 | 18 |
| Battagram | 15 | 15 | 185 | 185 |
| Haripur | 60 | 60 | 471 | 472 |
| Kohistan | 0 | 0 | 0 | 0 |
| Mansehra | 56 | 57 | 491 | 500 |
| Kohat | 0 | 0 | 0 | 0 |
| Karak | 0 | 0 | 0 | 0 |
| Hangu | 0 | 0 | 0 | 0 |
| Mardan | 315 | 312 | 2986 | 2958 |
| Sawabi | 31 | 32 | 258 | 266 |
| Bunir | 370 | 375 | 3584 | 3637 |
| Chitral | 31 | 31 | 192 | 186 |
| Malakand | 182 | 185 | 1520 | 1700 |
| Dir Lower | 135 | 135 | 1445 | 1445 |
| Dir Upper | 217 | 211 | 1952 | 1735 |
| Shangla | 100 | 100 | 1069 | 1068 |
| Swat | 7643 | 6915 | 50290 | 45533 |
| Peshawar | 120 | 122 | 972 | 988 |
| Charsada | 70 | 72 | 832 | 664 |
| Nowshera | 78 | 78 | 790 | 790 |
| Bajour | 42 | 44 | 414 | 429 |
| Khyber | 18 | 20 | 178 | 192 |
| Kurram | 95 | 98 | 1244 | 1256 |
| Muhmand | 25 | 26 | 264 | 264 |
| N. Waziristan | 0 | 0 | 0 | 0 |
| S. Waziristan | 549 | 551 | 2912 | 2974 |
| Oriakzai | 34 | 36 | 328 | 342 |
| SD Bannu | 0 | 0 | 0 | 0 |
| SD D.I. Khan | 0 | 0 | 0 | 0 |
| SD Hassan Khel | 0 | 0 | 0 | 0 |
| SD Kohat | 4 | 4 | 36 | 38 |
| Total | 10191 | 9481 | 72422 | 68851 |

| BALUCHISTAN | | | | |
|--------------------|-------------|-------------|--------------|--------------|
| Quetta | 448 | 449 | 4902 | 8600 |
| Pishin | 304 | 304 | 4242 | 10346 |
| K. Abdullah | 214 | 214 | 3402 | 1772 |
| Chagai | 0 | 0 | 0 | 0 |
| Loralai | 100 | 88 | 651 | 1079 |
| Musa Khail | 0 | 0 | 0 | 0 |
| Barkhan | 40 | 46 | 340 | 602 |
| Zhob | 230 | 229 | 2471 | 2484 |
| Killa Saifullah | 2000 | 1997 | 28728 | 28681 |
| Sibi | 0 | 0 | 0 | 0 |
| Ziarat | 62 | 63 | 246 | 851 |
| Kohlu | 17 | 18 | 127 | 320 |
| Dera Bughti | 0 | 0 | 0 | 0 |
| Nasirabad | 0 | 0 | 0 | 0 |
| Jaffarabad | 0 | 0 | 0 | 0 |
| Bolan | 0 | 0 | 0 | 0 |
| Jhal Magsi | 0 | 0 | 0 | 0 |
| Kalat | 840 | 852 | 7450 | 18068 |
| Mastung | 623 | 622 | 5613 | 4957 |
| Khuzdar | 62 | 65 | 138 | 181 |
| Awaran | 5 | 5 | 0 | 0 |
| Kharan | 0 | 0 | 0 | 0 |
| Lasbela | 0 | 0 | 0 | 0 |
| Turbat | 0 | 0 | 0 | 0 |
| Panjgoor | 0 | 0 | 0 | 0 |
| Gwadar | 0 | 0 | 0 | 0 |
| Naushki | 0 | 0 | 0 | 0 |
| Sherani | 3 | 3 | 32 | 32 |
| Harnai | 40 | 40 | 216 | 216 |
| Kachhi | 0 | 0 | 0 | 0 |
| Washuk | 0 | 0 | 0 | 0 |
| Total | 4988 | 4995 | 58558 | 78189 |

* = Nominal

Table No. 45
DISTRICT-WISE AREA AND PRODUCTION OF PEAR FRUIT

| Province/ District | (Area in Hectares) | | (Production in Tonnes) | |
|-----------------------|--------------------|-------------|------------------------|--------------|
| | 2021-22 | 2022-23 | 2021-22 | 2022-23 |
| PAKISTAN | 1321 | 1283 | 11649 | 10283 |
| PUNJAB | | | | |
| Attock | 0 | 0 | 0 | 0 |
| Rawalpindi | 0 | 0 | 0 | 0 |
| Islamabad | 0 | 0 | 0 | 0 |
| Jhelum | 0 | 0 | 0 | 0 |
| Chakwal | 0 | 0 | 0 | 0 |
| Sargodha | 0 | 0 | 0 | 0 |
| Khushab | 0 | 0 | 0 | 0 |
| Mianwali | 0 | 0 | 0 | 0 |
| Bhakkar | 0 | 0 | 0 | 0 |
| Faisalabad | 0 | 0 | 0 | 0 |
| Toba Tek Singh | 0 | 0 | 0 | 0 |
| Jhang | 0 | 0 | 0 | 0 |
| Chiniot | 0 | 0 | 0 | 0 |
| Gujrat | 0 | 0 | 0 | 0 |
| M.B. Din | 0 | 0 | 0 | 0 |
| Sialkot | 0 | 0 | 0 | 0 |
| Narowal | 0 | 0 | 0 | 0 |
| Gujranwala | 0 | 0 | 0 | 0 |
| Hafizabad | 0 | 0 | 0 | 0 |
| Sheikhupura | 0 | 0 | 0 | 0 |
| Nankana Sahib | 0 | 0 | 0 | 0 |
| Lahore | 0 | 0 | 0 | 0 |
| Kasur | 0 | 0 | 0 | 0 |
| Okara | 0 | 0 | 0 | 0 |
| Sahiwal | 0 | 0 | 0 | 0 |
| Pakpattan | 0 | 0 | 0 | 0 |
| Multan | 0 | 0 | 0 | 0 |
| Lodhran | 0 | 0 | 0 | 0 |
| Khanewal | 0 | 0 | 0 | 0 |
| Vehari | 0 | 0 | 0 | 0 |
| M. Garh | 0 | 0 | 0 | 0 |
| Layyah | 0 | 0 | 0 | 0 |
| D.G. Khan | 0 | 0 | 0 | 0 |
| Rajanpur | 0 | 0 | 0 | 0 |
| Bahawalpur | 0 | 0 | 0 | 0 |
| Rahimyar Khan | 0 | 0 | 0 | 0 |
| Bahawalnagar | 0 | 0 | 0 | 0 |
| Total | 0 | 0 | 0 | 0 |
| SINDH | NOT GROWN | | NOT GROWN | |

| KPK | | | | |
|----------------|-------------|-------------|--------------|-------------|
| Bannu | 0 | 0 | 0 | 0 |
| Lakki Marwat | 0 | 0 | 0 | 0 |
| D.Ikhan | 0 | 0 | 0 | 0 |
| Tank | 0 | 0 | 0 | 0 |
| Abbottabad | 0 | 0 | 0 | 0 |
| Battagram | 12 | 14 | 119 | 378 |
| Haripur | 2 | 2 | 15 | 0 |
| Kohistan | 0 | 0 | 0 | 139 |
| Mansehra | 58 | 59 | 220 | 15 |
| Kohat | 0 | 0 | 0 | 0 |
| Karak | 0 | 0 | 0 | 224 |
| Hangu | 0 | 0 | 0 | 0 |
| Mardan | 224 | 222 | 2567 | 708 |
| Sawabi | 116 | 115 | 963 | 954 |
| Bunir | 29 | 30 | 467 | 468 |
| Chitral | 83 | 83 | 495 | 495 |
| Malakand | 7 | 7 | 68 | 70 |
| Dir Lower | 8 | 8 | 112 | 112 |
| Dir Upper | 25 | 21 | 321 | 262 |
| Shangla | 52 | 52 | 734 | 735 |
| Swat | 224 | 224 | 1324 | 1327 |
| Peshawar | 21 | 23 | 272 | 299 |
| Charsada | 51 | 49 | 484 | 451 |
| Nowshera | 126 | 126 | 1597 | 1597 |
| Bajour | 15 | 15 | 154 | 151 |
| Khyber | 8 | 8 | 72 | 74 |
| Kurram | 13 | 14 | 101 | 112 |
| Muhmand | 0 | 0 | 0 | 0 |
| N. Waziristan | 0 | 0 | 0 | 0 |
| S. Waziristan | 69 | 71 | 680 | 692 |
| Oriakzai | 12 | 13 | 124 | 131 |
| SD Bannu | 0 | 0 | 0 | 0 |
| SD D.I. Khan | 0 | 0 | 0 | 0 |
| SD Hassan Khel | 0 | 0 | 0 | 0 |
| SD Kohat | 0 | 0 | 0 | 0 |
| Total | 1155 | 1156 | 10889 | 9394 |

| BALUCHISTAN | | | | |
|--------------------|------------|------------|------------|------------|
| Quetta | 0 | 0 | 0 | 0 |
| Pishin | 0 | 0 | 0 | 0 |
| K. Abdullah | 0 | 0 | 0 | 0 |
| Chagai | 0 | 0 | 0 | 0 |
| Loralai | 0 | 0 | 0 | 0 |
| Musa Khail | 0 | 0 | 0 | 0 |
| Barkhan | 0 | 0 | 0 | 0 |
| Zhob | 55 | 15 | 81 | 20 |
| Killa Saifullah | 93 | 96 | 614 | 819 |
| Sibi | 0 | 0 | 0 | 0 |
| Ziarat | 0 | 0 | 0 | 0 |
| Kohlu | 0 | 0 | 0 | 0 |
| Dera Bughti | 0 | 0 | 0 | 0 |
| Nasirabad | 0 | 0 | 0 | 0 |
| Jaffarabad | 0 | 0 | 0 | 0 |
| Bolan | 0 | 0 | 0 | 0 |
| Jhal Magsi | 0 | 0 | 0 | 0 |
| Kalat | 8 | 8 | 0 | 0 |
| Mastung | 8 | 6 | 59 | 44 |
| Khuzdar | 0 | 0 | 0 | 0 |
| Awaran | 0 | 0 | 0 | 0 |
| Kharan | 0 | 0 | 0 | 0 |
| Lasbela | 0 | 0 | 0 | 0 |
| Turbat | 0 | 0 | 0 | 0 |
| Panjgoor | 0 | 0 | 0 | 0 |
| Gwadar | 0 | 0 | 0 | 0 |
| Naushki | 0 | 0 | 0 | 0 |
| Sherani | 0 | 0 | 0 | 0 |
| Harnai | 2 | 2 | 6 | 6 |
| Kachhi | 0 | 0 | 0 | 0 |
| Washuk | 0 | 0 | 0 | 0 |
| Total | 166 | 127 | 760 | 889 |

Table No. 46
DISTRICT-WISE AREA AND PRODUCTION OF PLUM FRUIT

| Province/ District | (Area in Hectares) | | (Production in Tonnes) | |
|-----------------------|--------------------|-------------|------------------------|--------------|
| | 2021-22 | 2022-23 | 2021-22 | 2022-23 |
| PAKISTAN | 5902 | 5893 | 60280 | 76605 |
| PUNJAB | | | | |
| Attock | 0 | 0 | 0 | 0 |
| Rawalpindi | 0 | 0 | 0 | 0 |
| Islamabad | 0 | 0 | 0 | 0 |
| Jhelum | 0 | 0 | 0 | 0 |
| Chakwal | 0 | 0 | 0 | 0 |
| Sargodha | 0 | 0 | 0 | 0 |
| Khushab | 0 | 0 | 0 | 0 |
| Mianwali | 0 | 0 | 0 | 0 |
| Bhakkar | 0 | 0 | 0 | 0 |
| Faisalabad | 0 | 0 | 0 | 0 |
| Toba Tek Singh | 0 | 0 | 0 | 0 |
| Jhang | 0 | 0 | 0 | 0 |
| Chiniot | 0 | 0 | 0 | 0 |
| Gujrat | 0 | 0 | 0 | 0 |
| M.B. Din | 0 | 0 | 0 | 0 |
| Sialkot | 0 | 0 | 0 | 0 |
| Narowal | 0 | 0 | 0 | 0 |
| Gujranwala | 0 | 0 | 0 | 0 |
| Hafizabad | 0 | 0 | 0 | 0 |
| Sheikhupura | 0 | 0 | 0 | 0 |
| Nankana Sahib | 0 | 0 | 0 | 0 |
| Lahore | 0 | 0 | 0 | 0 |
| Kasur | 0 | 0 | 0 | 0 |
| Okara | 0 | 0 | 0 | 0 |
| Sahiwal | 0 | 0 | 0 | 0 |
| Pakpattan | 0 | 0 | 0 | 0 |
| Multan | 0 | 0 | 0 | 0 |
| Lodhran | 0 | 0 | 0 | 0 |
| Khanewal | 0 | 0 | 0 | 0 |
| Vehari | 0 | 0 | 0 | 0 |
| M. Garh | 0 | 0 | 0 | 0 |
| Layyah | 0 | 0 | 0 | 0 |
| D.G. Khan | 0 | 0 | 0 | 0 |
| Rajanpur | 0 | 0 | 0 | 0 |
| Bahawalpur | 0 | 0 | 0 | 0 |
| Rahimyar Khan | 0 | 0 | 0 | 0 |
| Bahawalnagar | 0 | 0 | 0 | 0 |
| Total | 0 | 0 | 0 | 0 |
| SINDH | NOT GROWN | | NOT GROWN | |

| KPK | | | | |
|----------------|-------------|-------------|--------------|--------------|
| Bannu | 0 | 0 | 0 | 0 |
| Lakki Marwat | 0 | 0 | 0 | 0 |
| D.Ikhan | 0 | 0 | 0 | 0 |
| Tank | 0 | 0 | 0 | 1631 |
| Abbottabad | 2 | 5 | 16 | 40 |
| Battagram | 24 | 24 | 183 | 183 |
| Haripur | 55 | 55 | 431 | 430 |
| Kohistan | 24 | 21 | 53 | 47 |
| Mansehra | 171 | 172 | 846 | 851 |
| Kohat | 4 | 3 | 34 | 26 |
| Karak | 0 | 0 | 0 | 0 |
| Hangu | 4 | 4 | 65 | 65 |
| Mardan | 65 | 63 | 644 | 624 |
| Sawabi | 260 | 259 | 2157 | 2149 |
| Bunir | 7 | 6 | 50 | 60 |
| Chitral | 0 | 0 | 0 | 0 |
| Malakand | 35 | 35 | 370 | 360 |
| Dir Lower | 34 | 34 | 340 | 340 |
| Dir Upper | 156 | 156 | 1559 | 1512 |
| Shangla | 46 | 46 | 425 | 420 |
| Swat | 726 | 720 | 3285 | 3265 |
| Peshawar | 332 | 321 | 3794 | 3666 |
| Charsada | 165 | 162 | 1175 | 1490 |
| Nowshera | 235 | 235 | 2160 | 2160 |
| Bajour | 148 | 151 | 1432 | 1453 |
| Khyber | 5 | 6 | 44 | 51 |
| Kurram | 0 | 0 | 0 | 0 |
| Muhmand | 25 | 26 | 242 | 249 |
| N. Waziristan | 0 | 0 | 0 | 0 |
| S. Waziristan | 231 | 234 | 2292 | 2308 |
| Oriakzai | 0 | 0 | 0 | 0 |
| SD Bannu | 0 | 0 | 0 | 0 |
| SD D.I. Khan | 0 | 0 | 0 | 0 |
| SD Hassan Khel | 0 | 0 | 0 | 0 |
| SD Kohat | 0 | 0 | 0 | 0 |
| Total | 2754 | 2738 | 21597 | 23380 |

| BALUCHISTAN | | | | |
|--------------------|-------------|-------------|--------------|--------------|
| Quetta | 554 | 555 | 11621 | 9044 |
| Pishin | 519 | 521 | 6350 | 18624 |
| K. Abdullah | 65 | 65 | 786 | 1457 |
| Chagai | 0 | 0 | 0 | 0 |
| Loralai | 175 | 157 | 1370 | 2570 |
| Musa Khail | 0 | 0 | 0 | 0 |
| Barkhan | 69 | 77 | 410 | 1015 |
| Zhob | 147 | 147 | 1472 | 1485 |
| Killa Saifullah | 0 | 0 | 0 | 0 |
| Sibi | 0 | 0 | 0 | 0 |
| Ziarat | 0 | 0 | 0 | 0 |
| Kohlu | 0 | 0 | 0 | 0 |
| Dera Bughti | 0 | 0 | 0 | 0 |
| Nasirabad | 0 | 0 | 0 | 0 |
| Jaffarabad | 0 | 0 | 0 | 0 |
| Bolan | 0 | 0 | 0 | 0 |
| Jhal Magsi | 0 | 0 | 0 | 0 |
| Kalat | 801 | 812 | 9828 | 14444 |
| Mastung | 600 | 600 | 5455 | 3398 |
| Khuzdar | 168 | 171 | 1215 | 1001 |
| Awaran | 0 | 0 | 0 | 0 |
| Kharan | 0 | 0 | 0 | 0 |
| Lasbela | 0 | 0 | 0 | 0 |
| Turbat | 0 | 0 | 0 | 0 |
| Panjgoor | 0 | 0 | 0 | 0 |
| Gwadar | 0 | 0 | 0 | 0 |
| Naushki | 0 | 0 | 0 | 0 |
| Sherani | 1 | 1 | 0 | 11 |
| Harnai | 49 | 49 | 176 | 176 |
| Kachhi | 0 | 0 | 0 | 0 |
| Washuk | 0 | 0 | 0 | 0 |
| Total | 3148 | 3155 | 38683 | 53225 |

* = Nominal

Table No.47
DISTRICT-WISE AREA AND PRODUCTION OF GRAPES FRUIT

| Province/ District | (Area in Hectares) | | (Production in Toones) | |
|-----------------------|--------------------|--------------|------------------------|--------------|
| | 2021-22 | 2022-23 | 2021-22 | 2022-23 |
| PAKISTAN | 16029 | 15885 | 107542 | 67831 |
| PUNJAB | NOT GROWN | | NOT GROWN | |
| Attock | 0 | 0 | 0 | 0 |
| Rawalpindi | 0 | 0 | 0 | 0 |
| Islamabad | 0 | 0 | 0 | 0 |
| Jhelum | 0 | 0 | 0 | 0 |
| Chakwal | 0 | 0 | 0 | 0 |
| Sargodha | 0 | 0 | 0 | 0 |
| Khushab | 0 | 0 | 0 | 0 |
| Mianwali | 0 | 0 | 0 | 0 |
| Bhakkar | 0 | 0 | 0 | 0 |
| Faisalabad | 0 | 0 | 0 | 0 |
| Toba Tek Singh | 0 | 0 | 0 | 0 |
| Jhang | 0 | 0 | 0 | 0 |
| Chiniot | 0 | 0 | 0 | 0 |
| Gujrat | 0 | 0 | 0 | 0 |
| M.B. Din | 0 | 0 | 0 | 0 |
| Sialkot | 0 | 0 | 0 | 0 |
| Narowal | 0 | 0 | 0 | 0 |
| Gujranwala | 0 | 0 | 0 | 0 |
| Hafizabad | 0 | 0 | 0 | 0 |
| Sheikhupura | 0 | 0 | 0 | 0 |
| Nankana Sahib | 0 | 0 | 0 | 0 |
| Lahore | 0 | 0 | 0 | 0 |
| Kasur | 0 | 0 | 0 | 0 |
| Okara | 0 | 0 | 0 | 0 |
| Sahiwal | 0 | 0 | 0 | 0 |
| Pakpattan | 0 | 0 | 0 | 0 |
| Multan | 0 | 0 | 0 | 0 |
| Lodhran | 0 | 0 | 0 | 0 |
| Khanewal | 0 | 0 | 0 | 0 |
| Vehari | 0 | 0 | 0 | 0 |
| M. Garh | 0 | 0 | 0 | 0 |
| Layyah | 0 | 0 | 0 | 0 |
| D.G. Khan | 0 | 0 | 0 | 0 |
| Rajanpur | 0 | 0 | 0 | 0 |
| Bahawalpur | 0 | 0 | 0 | 0 |
| Rahimyar Khan | 0 | 0 | 0 | 0 |
| Bahawalnagar | 0 | 0 | 0 | 0 |
| Total | 0 | 0 | 0 | 0 |
| SINDH | NOT GROWN | | NOT GROWN | |

| KPK | | | | |
|----------------|------------|------------|-------------|-------------|
| Bannu | 0 | 0 | 0 | 0 |
| Lakki Marwat | 0 | 0 | 0 | 0 |
| D.Ikhan | 0 | 0 | 0 | 0 |
| Tank | 0 | 0 | 0 | 0 |
| Abbottabad | 0 | 0 | 0 | 0 |
| Battagram | 0 | 0 | 0 | 0 |
| Haripur | 0 | 0 | 0 | 0 |
| Kohistan | 0 | 0 | 0 | 0 |
| Mansehra | 0 | 0 | 0 | 0 |
| Kohat | 0 | 0 | 0 | 0 |
| Karak | 0 | 0 | 0 | 0 |
| Hangu | 0 | 0 | 0 | 0 |
| Mardan | 0 | 0 | 0 | 0 |
| Sawabi | 0 | 0 | 0 | 0 |
| Bunir | 0 | 0 | 0 | 0 |
| Chitral | 11 | 11 | 44 | 44 |
| Malakand | 0 | 0 | 0 | 0 |
| Dir Lower | 0 | 0 | 0 | 0 |
| Dir Upper | 0 | 0 | 0 | 0 |
| Shangla | 7 | 7 | 22 | 22 |
| Swat | 202 | 4 | 18 | 18 |
| Peshawar | 0 | 0 | 0 | 0 |
| Charsada | 21 | 23 | 265 | 212 |
| Nowshera | 0 | 0 | 0 | 0 |
| Bajour | 0 | 0 | 0 | 0 |
| Khyber | 9 | 10 | 108 | 119 |
| Kurram | 0 | 0 | 0 | 0 |
| Muhmand | 0 | 0 | 0 | 0 |
| N. Waziristan | 27 | 29 | 278 | 293 |
| S. Waziristan | 50 | 51 | 431 | 433 |
| Oriakzai | 0 | 0 | 0 | 0 |
| SD Bannu | 0 | 0 | 0 | 0 |
| SD D.I. Khan | 0 | 0 | 0 | 0 |
| SD Hassan Khel | 0 | 0 | 0 | 0 |
| SD Kohat | 0 | 0 | 0 | 0 |
| Total | 327 | 135 | 1166 | 1141 |

| BALUCHISTAN | | | | |
|--------------------|--------------|--------------|---------------|--------------|
| Quetta | 1435 | 1435 | 13944 | 3830 |
| Pishin | 8498 | 8512 | 48813 | 50142 |
| K. Abdullah | 292 | 297 | 2742 | 34 |
| Chagai | 48 | 50 | 123 | 53 |
| Loralai | 8 | 8 | 54 | 58 |
| Musa Khail | 0 | 0 | 0 | 0 |
| Barkhan | 3 | 3 | 15 | 0 |
| Zhob | 496 | 496 | 3105 | 15 |
| Killa Saifullah | 100 | 100 | 1389 | 401 |
| Sibi | 0 | 0 | 0 | 0 |
| Ziarat | 0 | 0 | 0 | 0 |
| Kohlu | 8 | 9 | 26 | 35 |
| Dera Bughti | 0 | 0 | 0 | 0 |
| Nasirabad | 0 | 0 | 0 | 0 |
| Jaffarabad | 0 | 0 | 0 | 0 |
| Bolan | 0 | 0 | 0 | 0 |
| Jhal Magsi | 0 | 0 | 0 | 0 |
| Kalat | 187 | 189 | 2856 | 1142 |
| Mastung | 1345 | 1344 | 19386 | 252 |
| Khuzdar | 120 | 124 | 763 | 566 |
| Awaran | 16 | 16 | 66 | 80 |
| Kharan | 2242 | 2244 | 5878 | 6630 |
| Lasbela | 0 | 0 | 0 | 0 |
| Turbat | 0 | 0 | 0 | 0 |
| Panjgoor | 289 | 299 | 402 | 687 |
| Gwadar | 0 | 0 | 0 | 0 |
| Naushki | 311 | 317 | 4376 | 1159 |
| Sherani | 23 | 23 | 138 | 69 |
| Harnai | 8 | 8 | 16 | 12 |
| Kachhi | 0 | 0 | 0 | 0 |
| Washuk | 273 | 276 | 2284 | 1525 |
| Total | 15702 | 15750 | 106376 | 66690 |

* = Nominal

Table No. 48
DISTRICT-WISE AREA AND PRODUCTION POMEGRANATE OF FRUIT

| Province/ District | (Area in Hectares) | | (Production in Toones) | |
|-----------------------|--------------------|-------------|------------------------|--------------|
| | 2021-22 | 2022-23 | 2021-22 | 2022-23 |
| PAKISTAN | 6518 | 6348 | 60004 | 43733 |
| PUNJAB | | | | |
| Attock | 0 | 0 | 0 | 0 |
| Rawalpindi | 0 | 0 | 0 | 0 |
| Islamabad | 0 | 0 | 0 | 0 |
| Jhelum | 4 | 4 | 25 | 26 |
| Chakwal | 0 | 0 | 0 | 0 |
| Sargodha | 0 | 0 | 0 | 0 |
| Khushab | 0 | 0 | 0 | 0 |
| Mianwali | 1 | 0 | 5 | 0 |
| Bhakkar | 0 | 0 | 2 | 0 |
| Faisalabad | 7 | 7 | 37 | 33 |
| Toba Tek Singh | 7 | 7 | 33 | 25 |
| Jhang | 3 | 0 | 17 | 0 |
| Chiniot | 0 | 0 | 0 | 0 |
| Gujrat | 0 | 0 | 0 | 0 |
| M.B. Din | 0 | 0 | 0 | 0 |
| Sialkot | 0 | 0 | 2 | 0 |
| Narowal | 0 | 0 | 0 | 0 |
| Gujranwala | 0 | 0 | 2 | 0 |
| Hafizabad | 0 | 0 | 0 | 0 |
| Sheikhupura | 0 | 0 | 0 | 0 |
| Nankana Sahib | 3 | 3 | 25 | 24 |
| Lahore | 0 | 0 | 0 | 0 |
| Kasur | 5 | 0 | 35 | 0 |
| Okara | 2 | 2 | 16 | 16 |
| Sahiwal | 5 | 5 | 48 | 49 |
| Pakpattan | 13 | 13 | 132 | 195 |
| Multan | 44 | 44 | 402 | 393 |
| Lodhran | 113 | 113 | 972 | 1038 |
| Khanewal | 6 | 0 | 51 | 0 |
| Vehari | 2 | 2 | 11 | 10 |
| M. Garh | 134 | 0 | 662 | 0 |
| Layyah | 0 | 0 | 0 | 0 |
| D.G. Khan | 3 | 0 | 13 | 0 |
| Rajanpur | 1 | 0 | 5 | 0 |
| Bahawalpur | 32 | 32 | 412 | 359 |
| Rahimyar Khan | 363 | 363 | 3665 | 5238 |
| Bahawalnagar | 37 | 37 | 166 | 335 |
| Total | 785 | 632 | 6738 | 7741 |
| SINDH | NOT GROWN | | NOT GROWN | |

| KPK | | | | |
|----------------|------------|------------|-------------|-------------|
| Bannu | 0 | 0 | 0 | 0 |
| Lakki Marwat | 0 | 0 | 0 | 0 |
| D.Ikhan | 0 | 0 | 0 | 0 |
| Tank | 0 | 0 | 0 | 8 |
| Abbottabad | 0 | 0 | 0 | 0 |
| Battagram | 0 | 0 | 0 | 0 |
| Haripur | 1 | 1 | 8 | 8 |
| Kohistan | 0 | 0 | 0 | 0 |
| Mansehra | 0 | 0 | 0 | 0 |
| Kohat | 0 | 0 | 0 | 0 |
| Karak | 0 | 0 | 0 | 0 |
| Hangu | 2 | 2 | 48 | 48 |
| Mardan | 0 | 0 | 0 | 0 |
| Sawabi | 3 | 3 | 25 | 25 |
| Bunir | 0 | 0 | 0 | 0 |
| Chitral | 48 | 48 | 441 | 441 |
| Malakand | 0 | 0 | 0 | 0 |
| Dir Lower | 0 | 0 | 0 | 0 |
| Dir Upper | 0 | 0 | 0 | 0 |
| Shangla | 0 | 0 | 0 | 0 |
| Swat | 32 | 32 | 134 | 131 |
| Peshawar | 0 | 0 | 0 | 0 |
| Charsada | 0 | 0 | 0 | 0 |
| Nowshera | 1 | 1 | 1 | 1 |
| Bajour | 0 | 0 | 0 | 0 |
| Khyber | 0 | 0 | 0 | 0 |
| Kurram | 27 | 28 | 296 | 307 |
| Muhmand | 0 | 0 | 0 | 0 |
| N. Waziristan | 25 | 26 | 275 | 284 |
| S. Waziristan | 99 | 101 | 1178 | 1193 |
| Oriakzai | 0 | 0 | 0 | 0 |
| SD Bannu | 0 | 0 | 0 | 0 |
| SD D.I. Khan | 0 | 0 | 0 | 0 |
| SD Hassan Khel | 0 | 0 | 0 | 0 |
| SD Kohat | 0 | 0 | 0 | 0 |
| Total | 238 | 242 | 2406 | 2446 |

| BALUCHISTAN | | | | |
|--------------------|-------------|-------------|--------------|--------------|
| Quetta | 7 | 7 | 36 | 7 |
| Pishin | 695 | 712 | 8145 | 60 |
| K. Abdullah | 477 | 492 | 5636 | 180 |
| Chagai | 12 | 16 | 60 | 54 |
| Loralai | 524 | 424 | 5805 | 3254 |
| Musa Khail | 11 | 5 | 97 | 33 |
| Barkhan | 15 | 19 | 76 | 72 |
| Zhob | 692 | 690 | 5794 | 94 |
| Killa Saifullah | 1920 | 1922 | 16765 | 22418 |
| Sibi | 0 | 0 | 0 | 0 |
| Ziarat | 0 | 1 | 0 | 0 |
| Kohlu | 23 | 23 | 16 | 194 |
| Dera Bughti | 0 | 0 | 0 | 0 |
| Nasirabad | 0 | 0 | 0 | 0 |
| Jaffarabad | 0 | 0 | 0 | 0 |
| Bolan | 0 | 0 | 0 | 0 |
| Jhal Magsi | 0 | 0 | 0 | 0 |
| Kalat | 59 | 60 | 880 | 707 |
| Mastung | 0 | 0 | 0 | 0 |
| Khuzdar | 490 | 508 | 2865 | 2670 |
| Awaran | 29 | 30 | 184 | 78 |
| Kharan | 57 | 60 | 130 | 203 |
| Lasbela | 0 | 0 | 0 | 0 |
| Turbat | 16 | 16 | 307 | 249 |
| Panjgoor | 273 | 285 | 2502 | 2058 |
| Gwadar | 0 | 0 | 0 | 0 |
| Naushki | 89 | 89 | 852 | 457 |
| Sherani | 21 | 19 | 197 | 136 |
| Harnai | 48 | 48 | 243 | 243 |
| Kachhi | 0 | 0 | 0 | 0 |
| Washuk | 37 | 48 | 270 | 379 |
| Total | 5495 | 5474 | 50860 | 33546 |

* = Nominal

Table No. 49
DISTRICT-WISE AREA AND PRODUCTION OF DATES FRUIT

| Province/ District | (Area in Hectares) | | (Production in Toones) | |
|-----------------------|--------------------|--------------|------------------------|---------------|
| | 2021-22 | 2022-23 | 2021-22 | 2022-23 |
| PAKISTAN | 96514 | 94866 | 838251 | 228555 |
| PUNJAB | | | | |
| Attock | 0 | 0 | 0 | 0 |
| Rawalpindi | 0 | 0 | 0 | 0 |
| Islamabad | 0 | 0 | 0 | 0 |
| Jhelum | 0 | 0 | 0 | 0 |
| Chakwal | 0 | 0 | 0 | 0 |
| Sargodha | 23 | 23 | 173 | 179 |
| Khushab | 13 | 13 | 166 | 160 |
| Mianwali | 49 | 49 | 375 | 958 |
| Bhakkar | 50 | 50 | 486 | 438 |
| Faisalabad | 11 | 11 | 92 | 94 |
| Toba Tek Singh | 21 | 21 | 117 | 214 |
| Jhang | 29 | 29 | 461 | 460 |
| Chiniot | 2 | 2 | 10 | 14 |
| Gujrat | 0 | 0 | 0 | 0 |
| M.B. Din | 0 | 0 | 0 | 0 |
| Sialkot | 0 | 0 | 0 | 0 |
| Narowal | 0 | 0 | 0 | 0 |
| Gujranwala | 0 | 0 | 0 | 0 |
| Hafizabad | 0 | 0 | 5 | 5 |
| Sheikhupura | 0 | 0 | 0 | 0 |
| Nankana Sahib | 0 | 0 | 0 | 0 |
| Lahore | 11 | 0 | 54 | 0 |
| Kasur | 0 | 0 | 0 | 0 |
| Okara | 0 | 0 | 2 | 0 |
| Sahiwal | 0 | 0 | 3 | 0 |
| Pakpattan | 0 | 0 | 0 | 0 |
| Multan | 102 | 102 | 966 | 827 |
| Lodhran | 9 | 0 | 66 | 0 |
| Khanewal | 5 | 0 | 24 | 0 |
| Vehari | 2 | 2 | 9 | 14 |
| M. Garh | 35 | 35 | 387 | 337 |
| Layyah | 7 | 7 | 60 | 50 |
| D.G. Khan | 24 | 24 | 167 | 111 |
| Rajanpur | 1 | 0 | 5 | 0 |
| Bahawalpur | 19 | 19 | 207 | 117 |
| Rahimyar Khan | 55 | 55 | 433 | 400 |
| Bahawalnagar | 7 | 7 | 67 | 72 |
| Total | 475 | 449 | 4335 | 4450 |

DISTRICT-WISE AREA AND PRODUCTION OF DATES FRUIT

| Province/ District | (Area in Hectares) | | (Production in Tonnes) | |
|-----------------------|--------------------|--------------|------------------------|---------------|
| | 2021-22 | 2022-23 | 2021-22 | 2022-23 |
| SINDH | | | | |
| Khairpur | 33878 | 33787 | 187356 | 180608 |
| Ghotki | 130 | 127 | 1068 | 1043 |
| Sukkur | 6581 | 5935 | 31725 | 34442 |
| N. Feroze | 168 | 168 | 1463 | 1465 |
| Shaheed Benazir Abad | 68 | 51 | 572 | 429 |
| Jacobabad | 0 | 0 | 0 | 0 |
| Kashmore | 0 | 0 | 0 | 0 |
| Shikarpur | 32 | 32 | 279 | 279 |
| Larkana | 81 | 81 | 775 | 775 |
| Kambar Shahdat Kot | 0 | 0 | 0 | 0 |
| Sanghar | 0 | 0 | 0 | 0 |
| Tharparkar | 0 | 0 | 0 | 0 |
| Mirpurkhas | 20 | 20 | 191 | 191 |
| Umarkot | 0 | 0 | 0 | 0 |
| Dadu | 30 | 23 | 252 | 193 |
| Jamshoro | 0 | 0 | 0 | 0 |
| Hyderabad | 0 | 0 | 0 | 0 |
| Matiari | 21 | 18 | 179 | 153 |
| Tando Allahyar | 1 | 1 | 9 | 9 |
| T.M.Khan | 0 | 0 | 0 | 0 |
| Badin | 7 | 8 | 69 | 79 |
| Thatta | 9 | 9 | 92 | 92 |
| Karachi | 0 | 0 | 0 | 0 |
| Total | 41026 | 40260 | 224030 | 219758 |
| KPK | | | | |
| Bannu | 14 | 14 | 86 | 84 |
| Lakki Marwat | 0 | 0 | 0 | 0 |
| D.Ikhan | 1160 | 140 | 14082 | 1698 |
| Tank | 0 | 68 | 0 | 416 |
| Abbottabad | 0 | 0 | 0 | 0 |
| Battagram | 0 | 0 | 0 | 0 |
| Haripur | 0 | 0 | 0 | 0 |
| Kohistan | 0 | 0 | 0 | 0 |
| Mansehra | 0 | 0 | 0 | 0 |
| Kohat | 0 | 0 | 0 | 0 |
| Karak | 0 | 0 | 0 | 0 |
| Hangu | 0 | 0 | 0 | 0 |
| Mardan | 0 | 0 | 0 | 0 |
| Sawabi | 0 | 1 | 8 | 8 |
| Bunir | 0 | 0 | 0 | 0 |
| Chitral | 0 | 0 | 0 | 0 |
| Malakand | 0 | 0 | 0 | 0 |
| Dir Lower | 0 | 0 | 0 | 0 |
| Dir Upper | 0 | 0 | 0 | 0 |

| | | | | |
|--------------------|--------------|--------------|---------------|-------------|
| Shangla | 0 | 0 | 0 | 0 |
| Swat | 0 | 0 | 0 | 0 |
| Peshawar | 0 | 0 | 0 | 0 |
| Charsada | 0 | 0 | 0 | 0 |
| Nowshera | 0 | 0 | 0 | 0 |
| Bajour | 0 | 0 | 0 | 0 |
| Khyber | 0 | 0 | 0 | 0 |
| Kurram | 0 | 0 | 0 | 0 |
| Muhmand | 0 | 0 | 0 | 0 |
| N. Waziristan | 41 | 43 | 364 | 304 |
| S. Waziristan | 0 | 0 | 0 | 0 |
| Oriakzai | 0 | 0 | 0 | 0 |
| SD Bannu | 31 | 33 | 384 | 386 |
| SD D.I. Khan | 0 | 0 | 0 | 0 |
| SD Hassan Khel | 0 | 0 | 0 | 0 |
| SD Kohat | 0 | 0 | 0 | 0 |
| Total | 1246 | 299 | 14924 | 2896 |
| BALUCHISTAN | | | | |
| Quetta | 0 | 0 | 0 | 0 |
| Pishin | 0 | 0 | 0 | 0 |
| K. Abdullah | 0 | 0 | 0 | 0 |
| Chagai | 412 | 415 | 2084 | 75 |
| Loralai | 0 | 0 | 0 | 0 |
| Musa Khail | 0 | 0 | 0 | 0 |
| Barkhan | 0 | 0 | 0 | 0 |
| Zhob | 0 | 0 | 0 | 0 |
| Killa Saifullah | 0 | 0 | 0 | 0 |
| Sibi | 0 | 0 | 0 | 0 |
| Ziarat | 0 | 0 | 0 | 0 |
| Kohlu | 0 | 0 | 0 | 0 |
| Dera Bughti | 0 | 0 | 0 | 0 |
| Nasirabad | 0 | 0 | 0 | 0 |
| Jaffarabad | 2 | 2 | 13 | 0 |
| Bolan | 0 | 0 | 0 | 0 |
| Jhal Magsi | 16 | 16 | 47 | 0 |
| Kalat | 0 | 0 | 0 | 0 |
| Mastung | 0 | 0 | 0 | 0 |
| Khuzdar | 576 | 584 | 5279 | 0 |
| Awaran | 3087 | 3114 | 40541 | 101 |
| Kharan | 394 | 395 | 138 | 108 |
| Lasbela | 31 | 31 | 219 | 11 |
| Turbat | 24851 | 24878 | 256723 | 429 |
| Panjgoor | 18980 | 18996 | 258217 | 64 |
| Gwadar | 1727 | 1731 | 18056 | 131 |
| Naushki | 43 | 43 | 281 | 220 |
| Sherani | 0 | 0 | 0 | 0 |
| Harnai | 16 | 16 | 30 | 30 |
| Kachhi | 135 | 136 | 493 | 64 |
| Washuk | 3497 | 3501 | 12841 | 218 |
| Total | 53767 | 53858 | 594962 | 1451 |

* = Nominal

Table No. 50
DISTRICT-WISE AREA AND PRODUCTION OF ALMOND FRUIT

| Province/ District | (Area in Hectares) | | (Production in Toones) | |
|-----------------------|--------------------|-------------|------------------------|--------------|
| | 2021-22 | 2022-23 | 2021-22 | 2022-23 |
| PAKISTAN | 8358 | 7802 | 18570 | 18106 |
| PUNJAB | NOT GROWN | | NOT GROWN | |
| SINDH | NOT GROWN | | NOT GROWN | |
| KPK | | | | |
| Bannu | 0 | 0 | 0 | 0 |
| Lakki Marwat | 0 | 0 | 0 | 0 |
| D.Ikhan | 0 | 0 | 0 | 0 |
| Tank | 0 | 0 | 0 | 0 |
| Abbottabad | 0 | 0 | 0 | 0 |
| Battagram | 0 | 0 | 0 | 0 |
| Haripur | 0 | 0 | 0 | 0 |
| Kohistan | 0 | 0 | 0 | 0 |
| Mansehra | 0 | 0 | 0 | 0 |
| Kohat | 0 | 0 | 0 | 0 |
| Karak | 0 | 0 | 0 | 0 |
| Hangu | 0 | 0 | 0 | 0 |
| Mardan | 0 | 0 | 0 | 0 |
| Sawabi | 0 | 0 | 0 | 0 |
| Bunir | 0 | 0 | 0 | 0 |
| Chitral | 11 | 11 | 95 | 95 |
| Malakand | 0 | 0 | 0 | 0 |
| Dir Lower | 0 | 0 | 0 | 0 |
| Dir Upper | 46 | 46 | 92 | 86 |
| Shangla | 0 | 0 | 0 | 0 |
| Swat | 0 | 0 | 0 | 0 |
| Peshawar | 0 | 0 | 0 | 0 |
| Charsada | 0 | 0 | 0 | 0 |
| Nowshera | 0 | 0 | 0 | 0 |
| Bajour | 0 | 0 | 0 | 0 |
| Khyber | 11 | 11 | 99 | 98 |
| Kurram | 0 | 0 | 0 | 0 |
| Muhmand | 0 | 0 | 0 | 0 |
| N. Waziristan | 0 | 0 | 0 | 0 |
| S. Waziristan | 121 | 122 | 1059 | 1057 |
| Oriakzai | 0 | 0 | 0 | 0 |
| SD Bannu | 0 | 0 | 0 | 0 |
| SD D.I. Khan | 0 | 0 | 0 | 0 |
| SD Hassan Khel | 0 | 0 | 0 | 0 |
| SD Kohat | 0 | 0 | 0 | 0 |
| Total | 189 | 190 | 1345 | 1336 |

| BALUCHISTAN | | | | |
|--------------------|-------------|-------------|--------------|--------------|
| Quetta | 0 | 0 | 0 | 0 |
| Pishin | 174 | 174 | 460 | 602 |
| K. Abdullah | 28 | 28 | 48 | 48 |
| Chagai | 0 | 0 | 0 | 0 |
| Loralai | 3681 | 3074 | 8313 | 6747 |
| Musa Khail | 65 | 60 | 38 | 30 |
| Barkhan | 534 | 586 | 883 | 1509 |
| Zhob | 2201 | 2196 | 4699 | 4684 |
| Killa Saifullah | 746 | 750 | 1200 | 1757 |
| Sibi | 0 | 0 | 0 | 0 |
| Ziarat | 265 | 266 | 287 | 304 |
| Kohlu | 82 | 84 | 129 | 173 |
| Dera Bughti | 0 | 0 | 0 | 0 |
| Nasirabad | 0 | 0 | 0 | 0 |
| Jaffarabad | 0 | 0 | 0 | 0 |
| Bolan | 0 | 0 | 0 | 0 |
| Jhal Magsi | 0 | 0 | 0 | 0 |
| Kalat | 0 | 0 | 0 | 0 |
| Mastung | 27 | 26 | 83 | 79 |
| Khuzdar | 303 | 307 | 923 | 682 |
| Awaran | 0 | 0 | 0 | 0 |
| Kharan | 0 | 0 | 0 | 0 |
| Lasbela | 0 | 0 | 0 | 0 |
| Turbat | 0 | 0 | 0 | 0 |
| Panjgoor | 9 | 10 | 12 | 11 |
| Gwadar | 0 | 0 | 0 | 0 |
| Naushki | 0 | 0 | 0 | 0 |
| Sherani | 54 | 51 | 150 | 144 |
| Harnai | 0 | 0 | 0 | 0 |
| Kachhi | 0 | 0 | 0 | 0 |
| Washuk | 0 | 0 | 0 | 0 |
| Total | 8169 | 7612 | 17225 | 16770 |

* = Nominal

Table No. 51
DISTRICT-WISE AREA AND PRODUCTION OF ALL FRUITS

| Province/ District | (Area in Hectares) | | (Production in Tonnes) | |
|-----------------------|--------------------|---------------|------------------------|----------------|
| | 2021-22 | 2022-23 | 2021-22 | 2022-23 |
| PAKISTAN | 673258 | 676566 | 7677241 | 6922425 |
| PUNJAB | | | | |
| Attock | 697 | 697 | 8639 | 4979 |
| Rawalpindi | 99 | 99 | 1238 | 1044 |
| Muree | | 0 | | 0 |
| Islamabad | 0 | 0 | 0 | 0 |
| Jhelum | 370 | 271 | 1867 | 2160 |
| Chakwal | 18 | 18 | 157 | 160 |
| Talagang | | 0 | 0 | 0 |
| Sargodha | 75414 | 75519 | 1148297 | 1136457 |
| Khushab | 1146 | 1162 | 19308 | 20421 |
| Mianwali | 2279 | 2358 | 30200 | 23992 |
| Bhakkar | 8679 | 8812 | 121435 | 95208 |
| Faisalabad | 5270 | 5301 | 83009 | 75904 |
| Toba Tek Singh | 17877 | 17958 | 223529 | 229407 |
| Jhang | 3665 | 3816 | 61281 | 49709 |
| Chiniot | 2818 | 2906 | 38531 | 40954 |
| Gujrat | 744 | 744 | 6602 | 5858 |
| M.B. Din | 8702 | 8889 | 147847 | 149161 |
| Sialkot | 763 | 571 | 7173 | 7121 |
| Narowal | 548 | 581 | 4694 | 5510 |
| Gujranwala | 565 | 694 | 9079 | 7878 |
| Wazirabad | 0 | 0 | 0 | 0 |
| Hafizabad | 1237 | 1249 | 19392 | 25121 |
| Sheikhupura | 8971 | 8961 | 260158 | 179630 |
| Nankana Sahib | 6341 | 6316 | 133169 | 132794 |
| Lahore | 658 | 639 | 12229 | 9253 |
| Kasur | 2585 | 2576 | 40784 | 40502 |
| Okara | 3607 | 3638 | 70371 | 61761 |
| Sahiwal | 7363 | 7412 | 156934 | 130079 |
| Pakpattan | 2407 | 2426 | 32089 | 29612 |
| Multan | 34788 | 34799 | 520851 | 387266 |
| Lodhran | 2174 | 2191 | 27729 | 26149 |
| Khanewal | 22732 | 22856 | 307376 | 278373 |
| Vehari | 4447 | 4472 | 84545 | 95513 |
| M. Garh | 25994 | 25874 | 447427 | 488217 |
| Kot Addu | 0 | 0 | 0 | 0 |
| Layyah | 3726 | 3785 | 74572 | 71056 |
| D.G. Khan | 822 | 797 | 10625 | 10638 |
| Rajanpur | 1052 | 1066 | 12274 | 9708 |
| Bahawalpur | 5313 | 5449 | 119933 | 91035 |
| Rahimyar Khan | 21766 | 21768 | 277528 | 303231 |
| Bahawalnagar | 4935 | 4966 | 71865 | 59323 |
| Total | 290572 | 291636 | 4592737 | 4285184 |

DISTRICT-WISE AREA AND PRODUCTION OF ALL FRUITS

| Province/ District | (Area in Hectares) | | (Production in Tonnes) | |
|-----------------------|--------------------|---------------|------------------------|---------------|
| | 2021-22 | 2022-23 | 2021-22 | 2022-23 |
| SINDH | | | | |
| Khairpur | 45665 | 45594 | 258856 | 253466 |
| Ghotki | 876 | 892 | 5771 | 5843 |
| Sukkur | 7272 | 6608 | 35560 | 38172 |
| N. Feroze | 9954 | 9223 | 60775 | 56670 |
| Shaheed Benazir Abad | 7334 | 6508 | 52757 | 46800 |
| Jacobabad | 0 | 0 | 0 | 0 |
| Kashmore | 4 | 0 | 15 | 0 |
| Shikarpur | 402 | 417 | 2712 | 2808 |
| Larkana | 3717 | 3725 | 34616 | 34710 |
| Kambar Shahdat Kot | 238 | 147 | 1825 | 1127 |
| Sanghar | 9680 | 9544 | 65190 | 64569 |
| Tharparkar | 407 | 407 | 1597 | 1595 |
| Mirpurkhas | 17884 | 17254 | 106486 | 102404 |
| Umarnot | 4805 | 4902 | 25699 | 25823 |
| Dadu | 1225 | 1331 | 9311 | 9561 |
| Jamshoro | 975 | 963 | 6211 | 6144 |
| Hyderabad | 8336 | 8167 | 61017 | 59852 |
| Matiari | 8923 | 8456 | 59246 | 54928 |
| Tando Allahyar | 10634 | 18844 | 66255 | 117858 |
| T.M.Khan | 3957 | 4202 | 23905 | 25357 |
| Badin | 3126 | 3082 | 19047 | 18871 |
| Thatta | 10756 | 10601 | 56746 | 55955 |
| Karachi | 1152 | 1151 | 5341 | 5246 |
| Total | 157322 | 162018 | 958938 | 987759 |
| KPK | | | | |
| Bannu | 710 | 751 | 6899 | 6940 |
| Lakki Marwat | 10 | 11 | 119 | 131 |
| D.Ikhan | 1668 | 275 | 21531 | 4142 |
| Tank | 22 | 316 | 195 | 17527 |
| Abbottabad | 15 | 14 | 115 | 112 |
| Battagram | 397 | 407 | 2366 | 3455 |
| Haripur | 1475 | 1347 | 11907 | 11263 |
| Kohistan | 143 | 139 | 635 | 623 |
| Mansehra | 1418 | 1439 | 9542 | 9693 |
| Kohat | 1601 | 1217 | 16125 | 12040 |
| Karak | 0 | 0 | 0 | 0 |
| Hangu | 30 | 27 | 446 | 409 |
| Mardan | 1668 | 1664 | 17356 | 15499 |
| Sawabi | 1464 | 1467 | 12646 | 12683 |
| Bunir | 651 | 636 | 6231 | 6055 |
| Chitral | 673 | 672 | 4825 | 4805 |
| Malakand | 1800 | 1830 | 13370 | 14095 |
| Dir Lower | 741 | 559 | 5349 | 4257 |
| Dir Upper | 1568 | 1545 | 15342 | 14319 |

| | | | | |
|--------------------|---------------|---------------|----------------|----------------|
| Shangla | 556 | 560 | 5757 | 5779 |
| Swat | 12401 | 11413 | 74048 | 68959 |
| Peshawar | 863 | 812 | 11370 | 10191 |
| Charsada | 834 | 833 | 7605 | 8026 |
| Nowshera | 1485 | 1474 | 22013 | 21887 |
| Bajour | 856 | 875 | 6423 | 6606 |
| Khyber | 253 | 269 | 2066 | 2159 |
| Kurram | 468 | 490 | 4850 | 5008 |
| Muhmand | 461 | 477 | 3685 | 3812 |
| N. Waziristan | 477 | 500 | 3876 | 3978 |
| S. Waziristan | 4016 | 4034 | 41980 | 42188 |
| Oriakzai | 216 | 227 | 2276 | 2355 |
| SD Bannu | 166 | 174 | 1399 | 1412 |
| SD D.I. Khan | 168 | 175 | 1010 | 1048 |
| SD Hassan Khel | 112 | 119 | 866 | 911 |
| SD Kohat | 50 | 53 | 520 | 548 |
| Total | 39436 | 36801 | 334743 | 322915 |
| BALUCHISTAN | | | | |
| Quetta | 4344 | 4361 | 72993 | 44724 |
| Pishin | 18212 | 18268 | 138955 | 186721 |
| K. Abdullah | 8895 | 8939 | 118564 | 132945 |
| Chagai | 505 | 521 | 2267 | 182 |
| Nushki | 528 | 534 | 5509 | 1841 |
| Loralai | 7327 | 6293 | 45925 | 43777 |
| Musa Khail | 181 | 168 | 544 | 191 |
| Barkhan | 2150 | 2450 | 19656 | 23055 |
| Zhob | 12434 | 12688 | 107785 | 65582 |
| Sherani | 240 | 252 | 1717 | 1375 |
| Killa Saifullah | 47394 | 47236 | 343502 | 542276 |
| Sibi | 36 | 36 | 235 | 251 |
| Harnai | 627 | 627 | 4572 | 4394 |
| Ziarat | 4649 | 4674 | 56498 | 28396 |
| Kohlu | 207 | 221 | 1403 | 1567 |
| Dera Bughti | 26 | 0 | 0 | 0 |
| Nasirabad | 438 | 216 | 3642 | 482 |
| Jaffarabad | 54 | 25 | 199 | 76 |
| Bolan | 0 | 0 | 0 | 0 |
| Jhal Magsi | 127 | 127 | 846 | 566 |
| Kalat | 4283 | 4351 | 38961 | 62660 |
| Mastung | 7095 | 7092 | 121500 | 25499 |
| Khuzdar | 3101 | 3499 | 25239 | 15069 |
| Awaran | 3544 | 3580 | 45265 | 2189 |
| Kharan | 2710 | 2718 | 6194 | 6989 |
| Washuk | 3853 | 3909 | 15395 | 2122 |
| Lasbela | 3815 | 3991 | 64267 | 111598 |
| Turbat | 26143 | 26222 | 262959 | 13113 |
| Panjgoor | 19999 | 20075 | 261316 | 3013 |
| Gwadar | 2421 | 2443 | 21927 | 5035 |
| Kachhi | 590 | 595 | 2988 | 879 |
| Total | 185928 | 186111 | 1790823 | 1326567 |

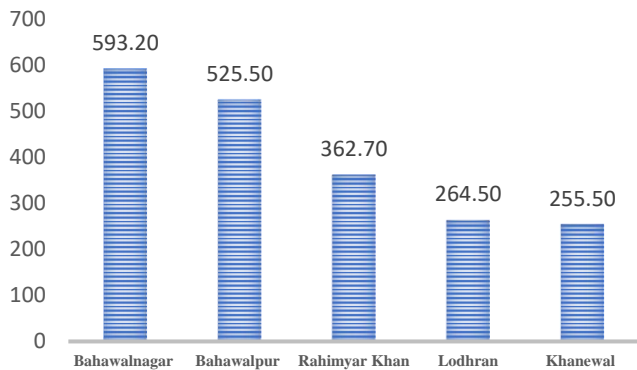
* = Nominal

COTTON

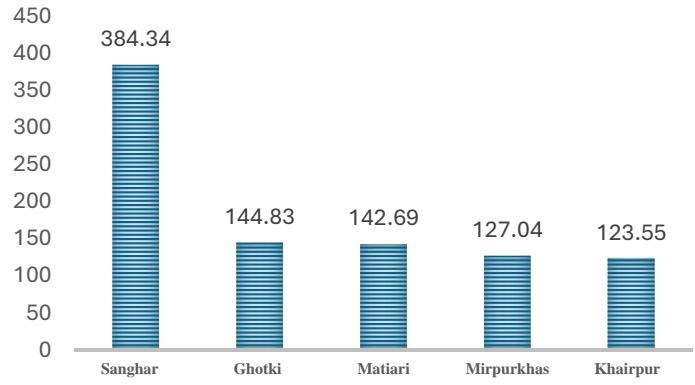
Top Five Cotton Producing Districts of 2023 ('000' Bales)

| Punjab | | Khyber Pakhtunkhwa | | Sindh | | Balochistan | |
|---------------|--------|--------------------|-------|------------|--------|-------------|-------|
| Districts | Prod. | Districts | Prod. | Districts | Prod. | Districts | Prod. |
| Bahawalnagar | 593.20 | D.Ikhan | 0.54 | Sanghar | 384.34 | Barkhan | 24.37 |
| Bahawalpur | 525.50 | Karak | 0.00 | Ghotki | 144.83 | Lasbela | 16.35 |
| Rahimyar Khan | 362.70 | Lakki Marwat | 0.00 | Matiari | 142.69 | Turbat | 14.12 |
| Lodhran | 264.50 | Dir Lower | 0.00 | Mirpurkhas | 127.04 | Khuzdar | 12.86 |
| Khanewal | 255.50 | Mardan | 0.00 | Khairpur | 123.55 | Kohlu | 12.19 |

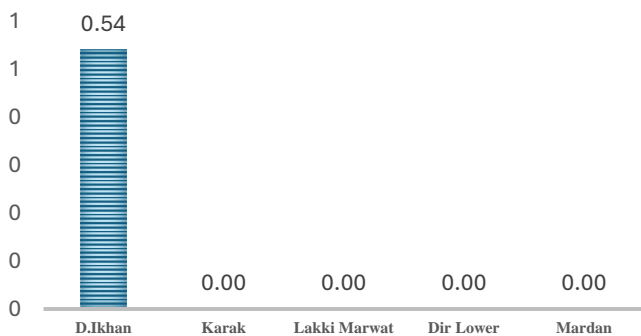
PUNJAB PRODUCTION



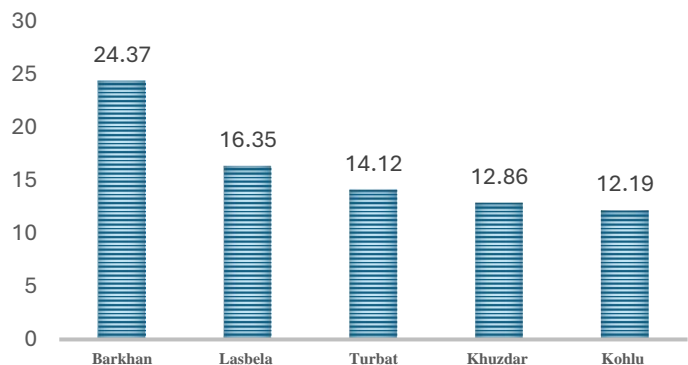
SINDH PRODUCTION



KHYBER PAKHTUNKHWA PRODUCTION



BALUCHISTAN PRODUCTION

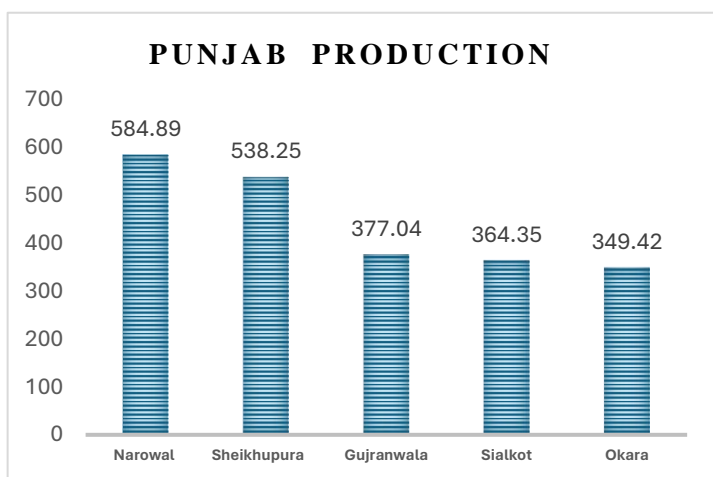


RICE

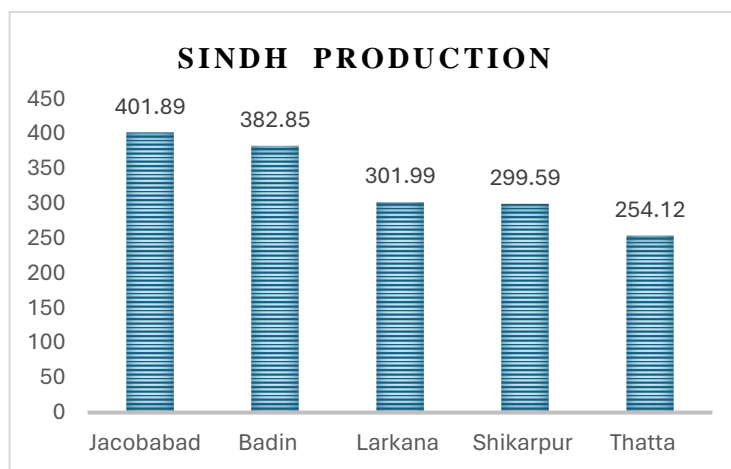
Top Five Rice Producing Districts of 2023 ('000' Tonnes)

| Punjab | | Khyber Pakhtunkhwa | | Sindh | | Balochistan | |
|-------------|--------|--------------------|-------|-----------|--------|-------------|-------|
| Districts | Prod. | Districts | Prod. | Districts | Prod. | Districts | Prod. |
| Narowal | 584.89 | D.I khan | 25.54 | Jacobabad | 401.89 | Jaffarabad | 85.51 |
| Sheikhupura | 538.25 | Dir Lower | 19.64 | Badin | 382.85 | Nasirabad | 10.80 |
| Gujranwala | 377.04 | Kurram | 17.45 | Larkana | 301.99 | Khuzdar | 3.24 |
| Sialkot | 364.35 | Swat | 14.86 | Shikarpur | 299.59 | Turbat | 2.19 |
| Okara | 349.42 | Dir Upper | 12.37 | Thatta | 254.12 | Awaran | 0.62 |

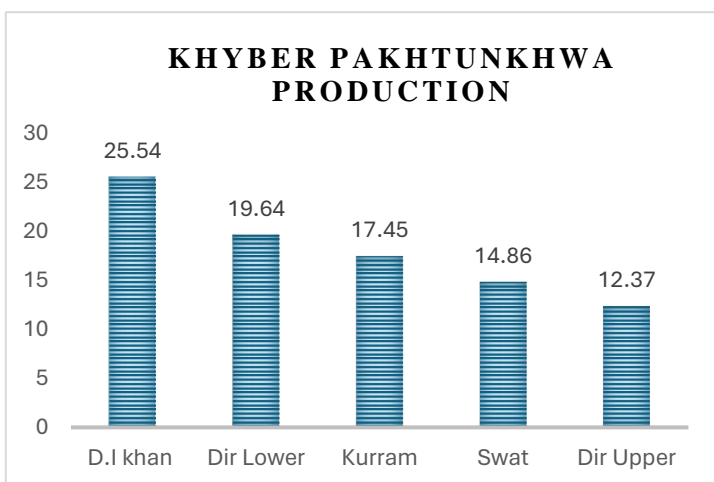
PUNJAB PRODUCTION



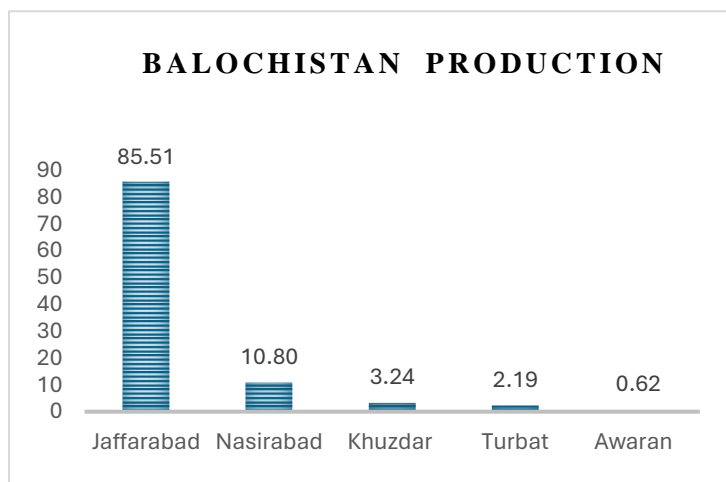
SINDH PRODUCTION



KHYBER PAKHTUNKHWA PRODUCTION



BALUCHISTAN PRODUCTION

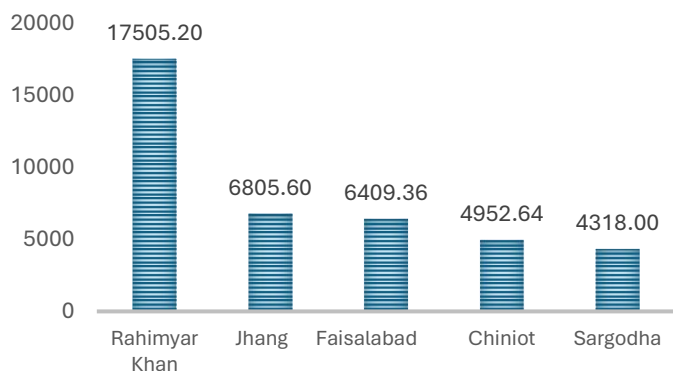


SUGARCANE

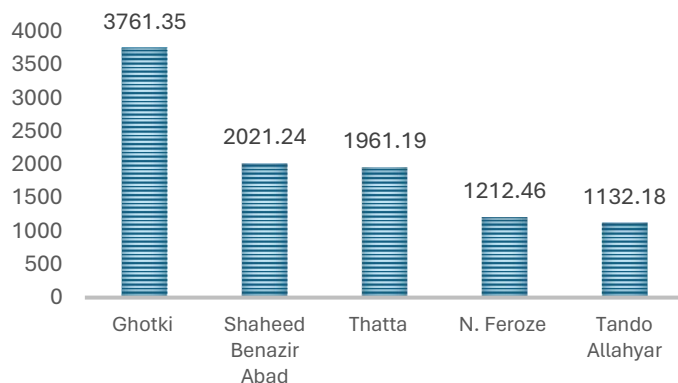
Top Five Sugarcane Producing Districts of 2023 ('000' Tonnes)

| Punjab | | Khyber Pakhtunkhwa | | Sindh | | Balochistan | |
|------------|------------|--------------------|------------|-----------------|------------|-------------|------------|
| Districts | Production | Districts | Production | Districts | Production | Districts | Production |
| RYK | 17505.20 | Charsada | 1647.86 | Ghotki | 3761.35 | Harnai | 32.27 |
| Jhang | 6805.60 | D.Ikhan | 1317.54 | S. Benazir Abad | 2021.24 | Jaffarabad | 0.53 |
| Faisalabad | 6409.36 | Mardan | 1123.67 | Thatta | 1961.19 | Lasbela | 0.36 |
| Chiniot | 4952.64 | Peshawar | 287.08 | N. Feroze | 1212.46 | Quetta | 0.00 |
| Sargodha | 4318.00 | Malakand | 189.90 | Tando Allahyar | 1132.18 | Pishin | 0.00 |

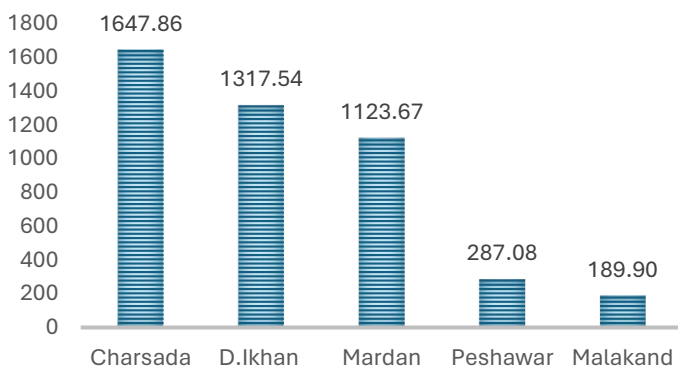
PUNJAB PRODUCTION



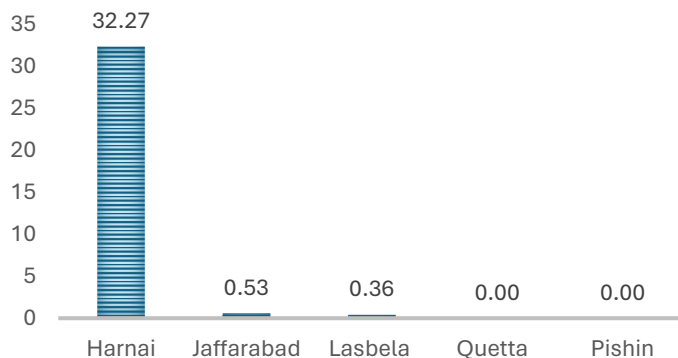
SINDH PRODUCTION



KHYBER PAKHTUNKHWA PRODUCTION



BALUCHISTAN PRODUCTION

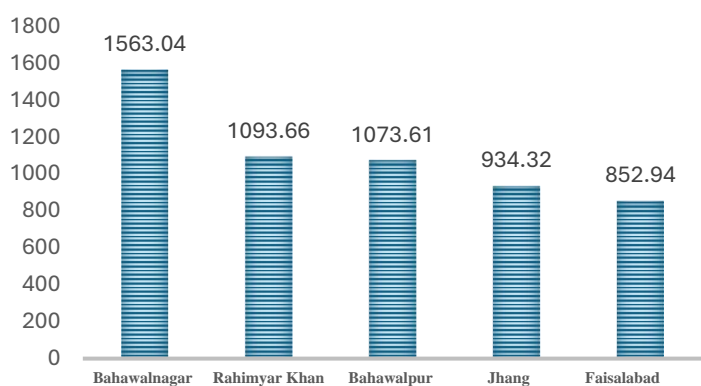


WHEAT

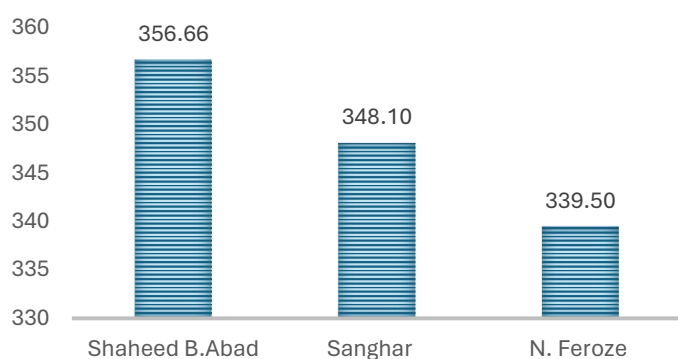
Top Five Wheat Producing Districts of 2023 ('000' Tonnes)

| Punjab | | Khyber Pakhtunkhwa | | Sindh | | Balochistan | |
|--------------|------------|--------------------|------------|----------------|------------|-------------|------------|
| Districts | Production | Districts | Production | Districts | Production | Districts | Production |
| Bahawalnagar | 1513.9 | D.Ikhan | 148.3 | N. Feroze | 380.1 | Nasirabad | 262.7 |
| Bahawalpur | 1052.1 | Swat | 115.3 | Khairpur | 362.6 | Jaffarabad | 236.2 |
| RYK | 1028.1 | Charsada | 95.5 | S.Benazir Abad | 319.7 | J. Magsi | 145.1 |
| Layyah | 817.8 | Mardan | 92.7 | Sanghar | 317.5 | Khuzdar | 130.3 |
| Jhang | 810.7 | Sawabi | 89.0 | Ghotki | 288.1 | D. Bughti | 61.5 |

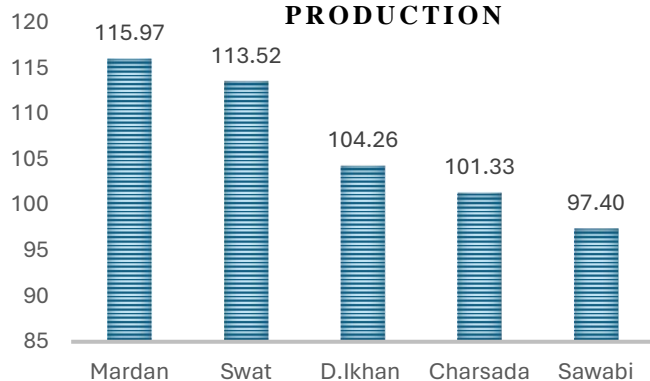
PUNJAB PRODUCTION



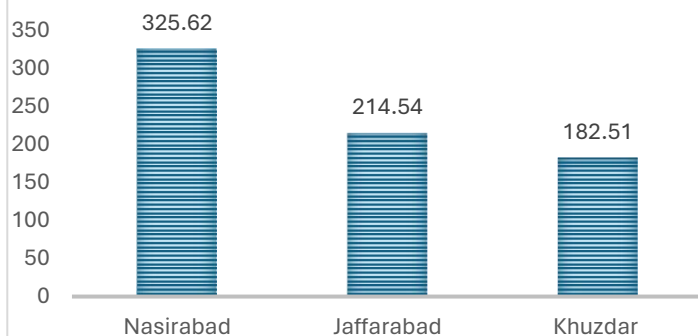
SINDH PRODUCTION



KHYBER PAKHTUNKHWA PRODUCTION



BALUCHISTAN PRODUCTION

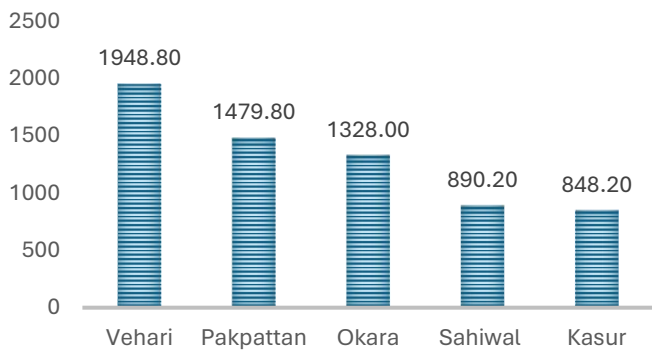


MAIZE

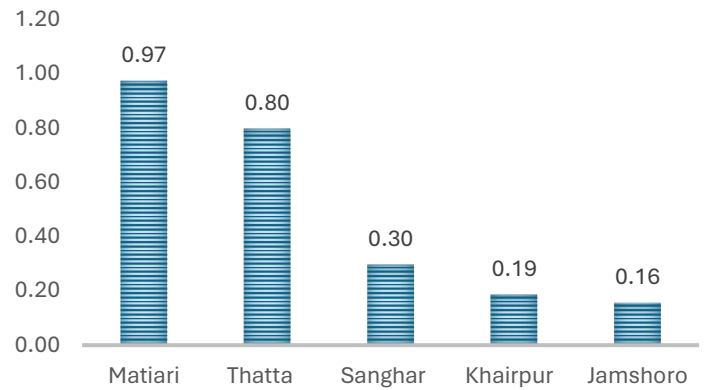
Top Five Maize Producing Districts of 2023 ('000' Tonnes)

| Punjab | | Khyber Pakhtunkhwa | | Sindh | | Balochistan | |
|-----------|------------|--------------------|------------|-----------|------------|-------------|------------|
| Districts | Production | Districts | Production | Districts | Production | Districts | Production |
| Vehari | 1948.80 | Swat | 118.92 | Matiari | 0.97 | Lasbela | 0.71 |
| Pakpattan | 1479.80 | Mansehra | 97.21 | Thatta | 0.80 | Musa Khail | 0.65 |
| Okara | 1328.00 | Bunir | 74.70 | Sanghar | 0.30 | Khuzdar | 0.60 |
| Sahiwal | 890.20 | Mardan | 68.78 | Khairpur | 0.19 | Loralai | 0.36 |
| Kasur | 848.20 | Peshawar | 65.42 | Jamshoro | 0.16 | Awaran | 0.33 |

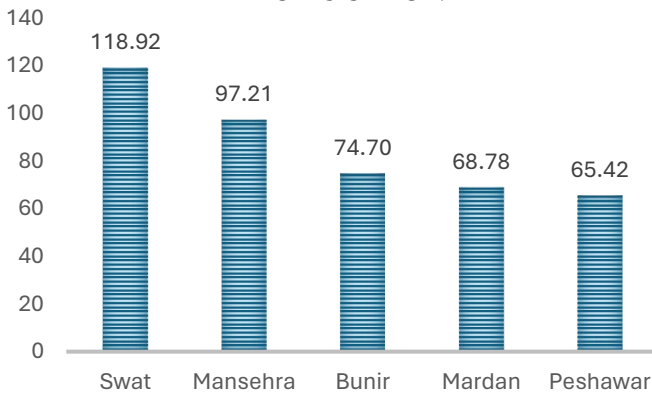
PUNJAB PRODUCTION



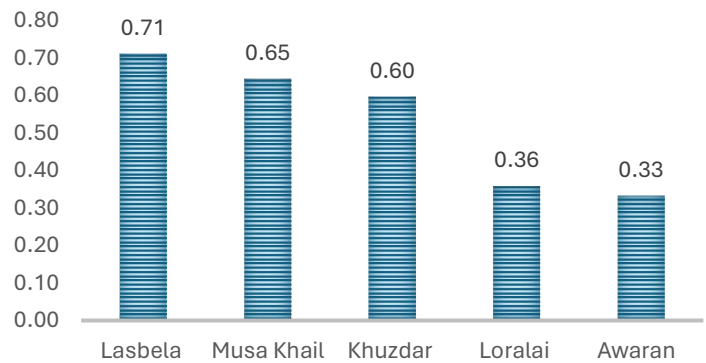
SINDH PRODUCTION



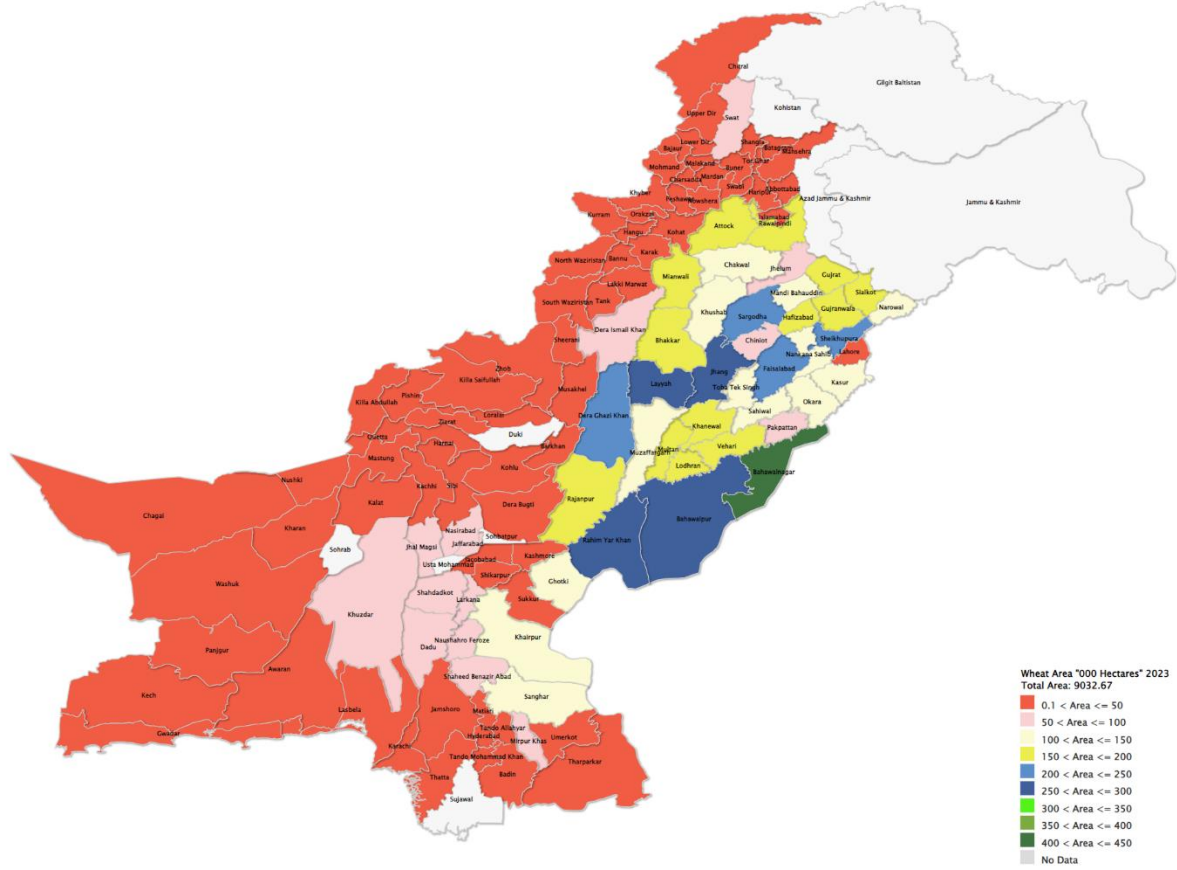
KHYBER PAKHTUNKHWA PRODUCTION



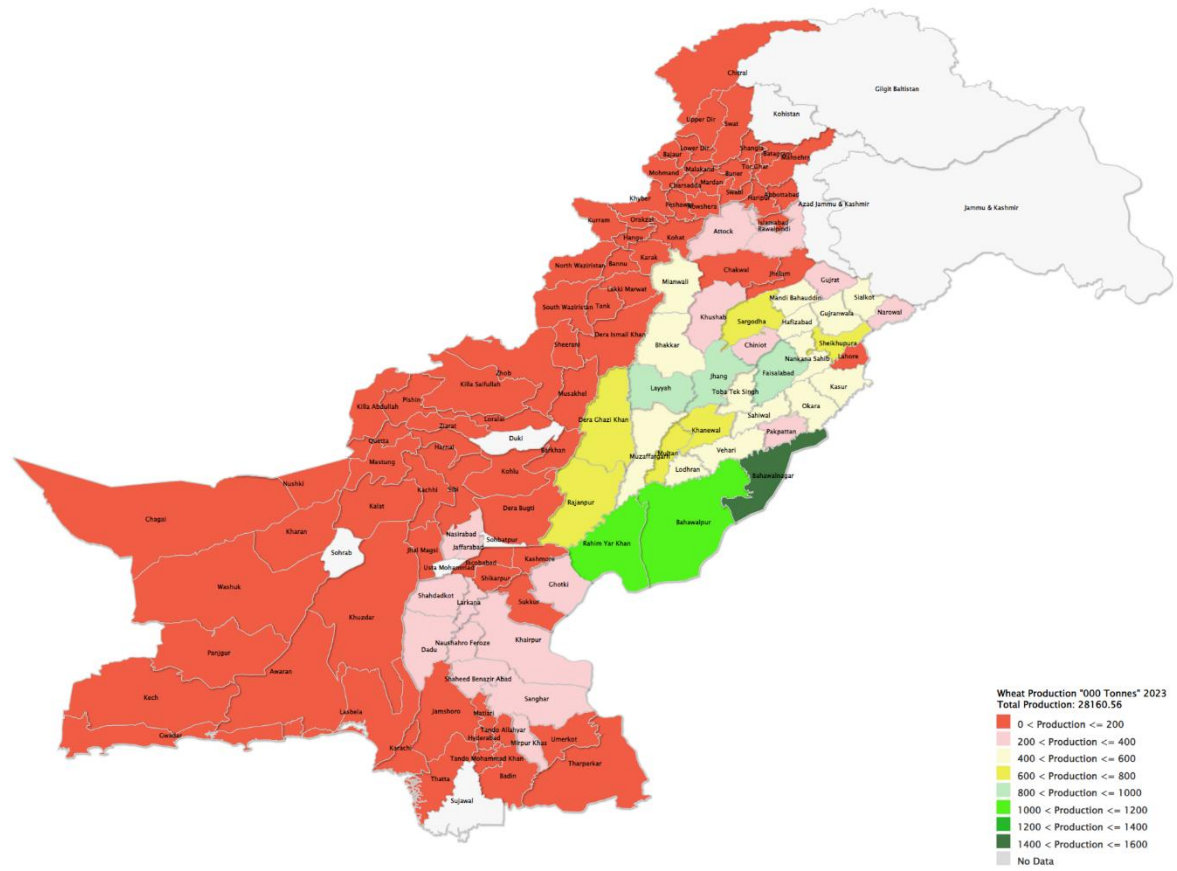
BALUCHISTAN PRODUCTION



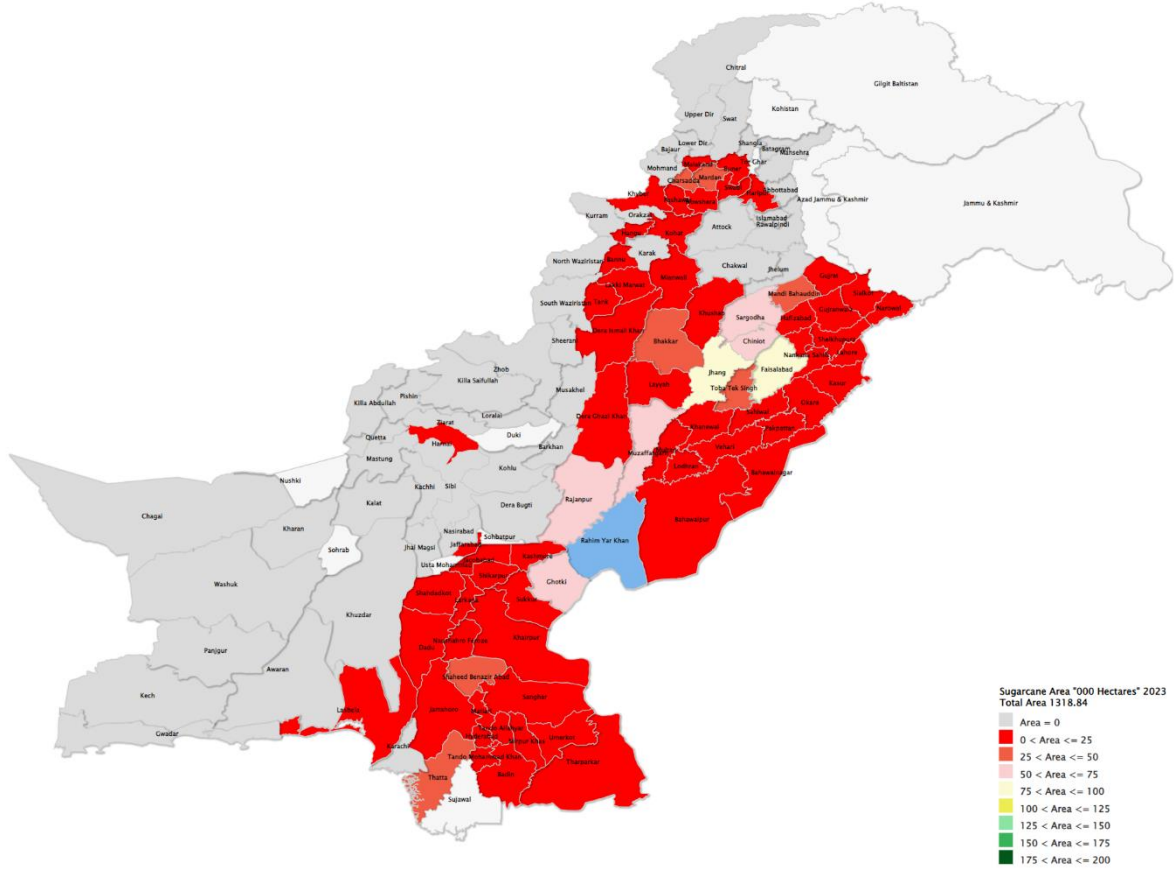
Wheat Area “000” Hectares 2022-2023



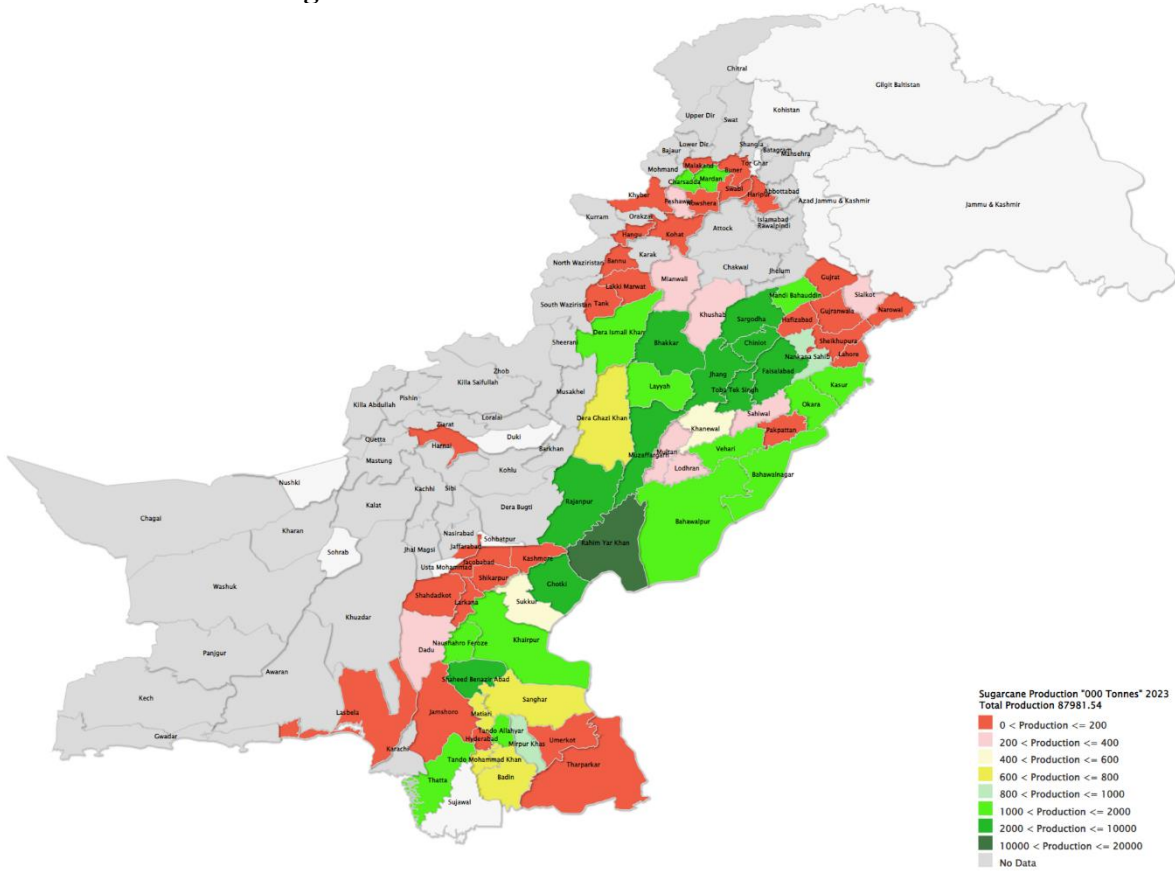
Wheat Production “000” Tonnes 2022-2023



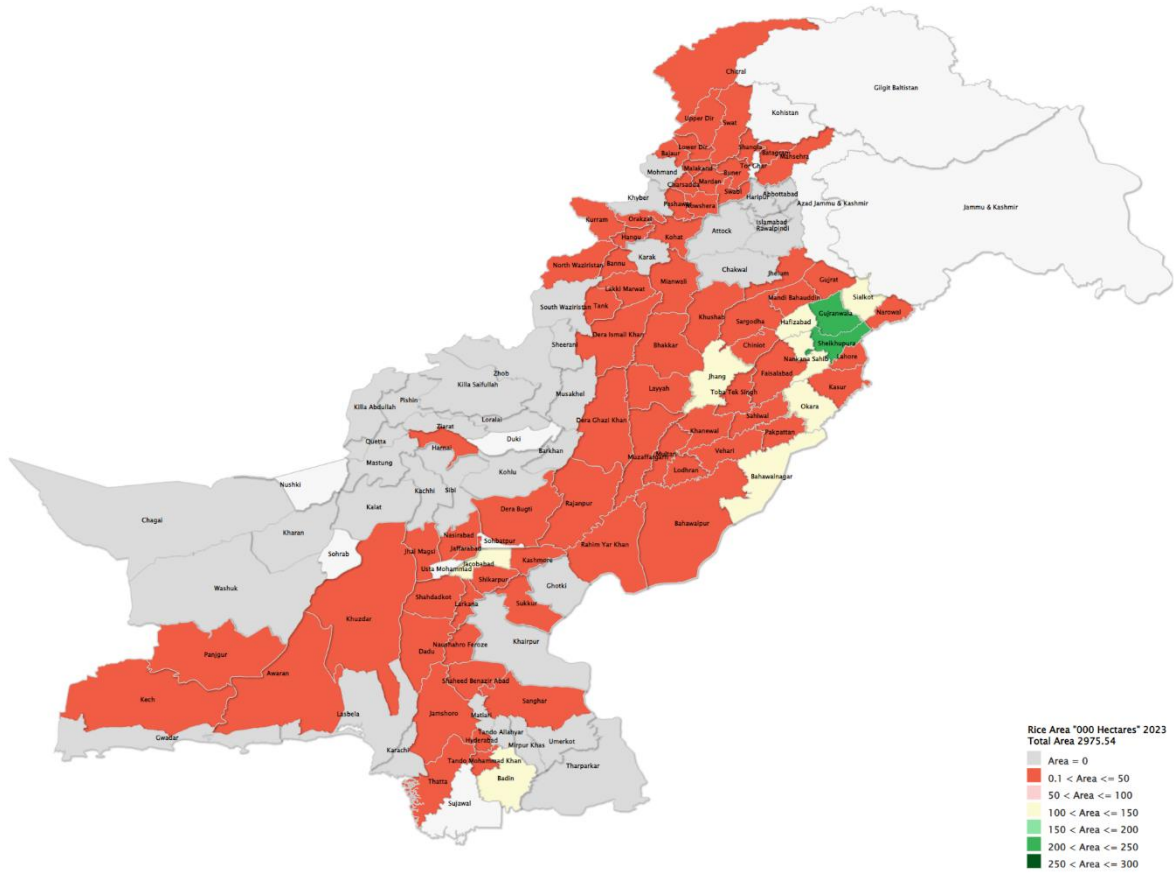
Sugarcane Area “000” Hectares 2022-2023



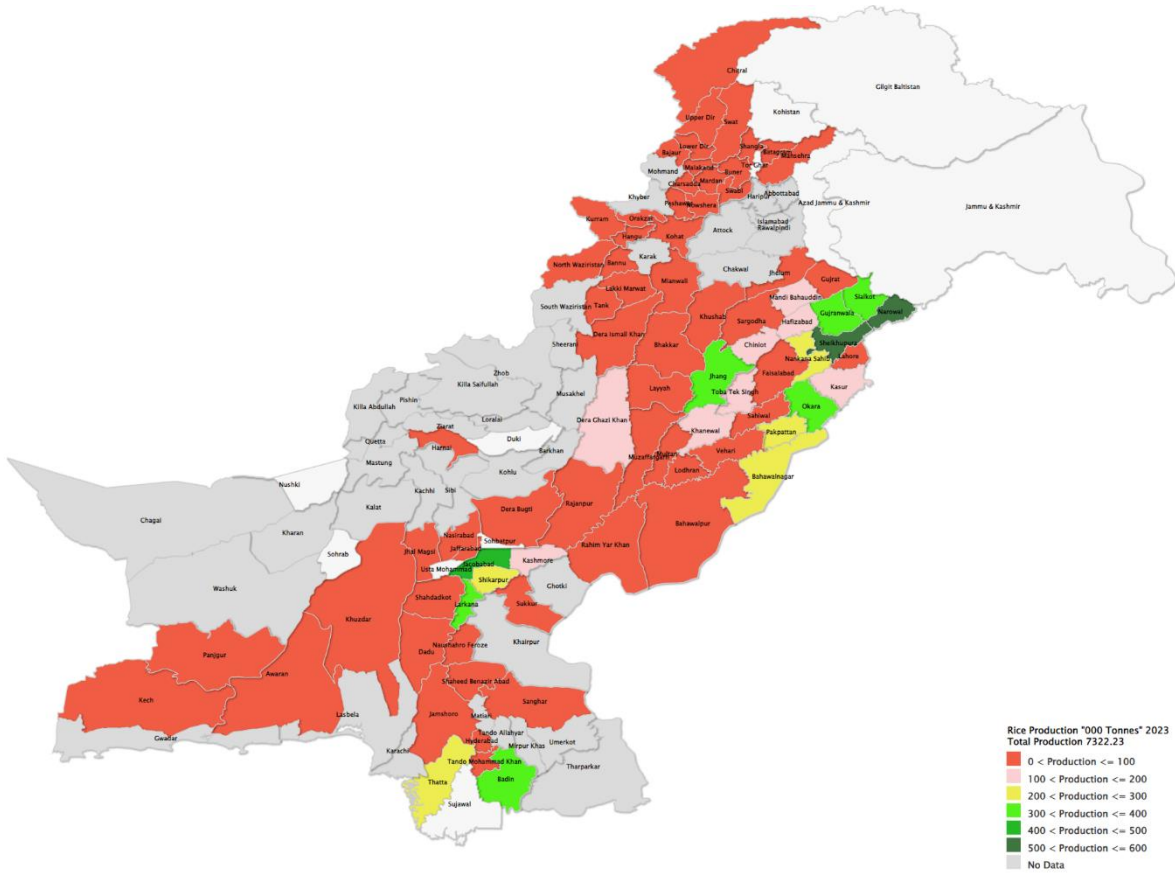
Sugarcane Production “000” Tonnes 2022-2023



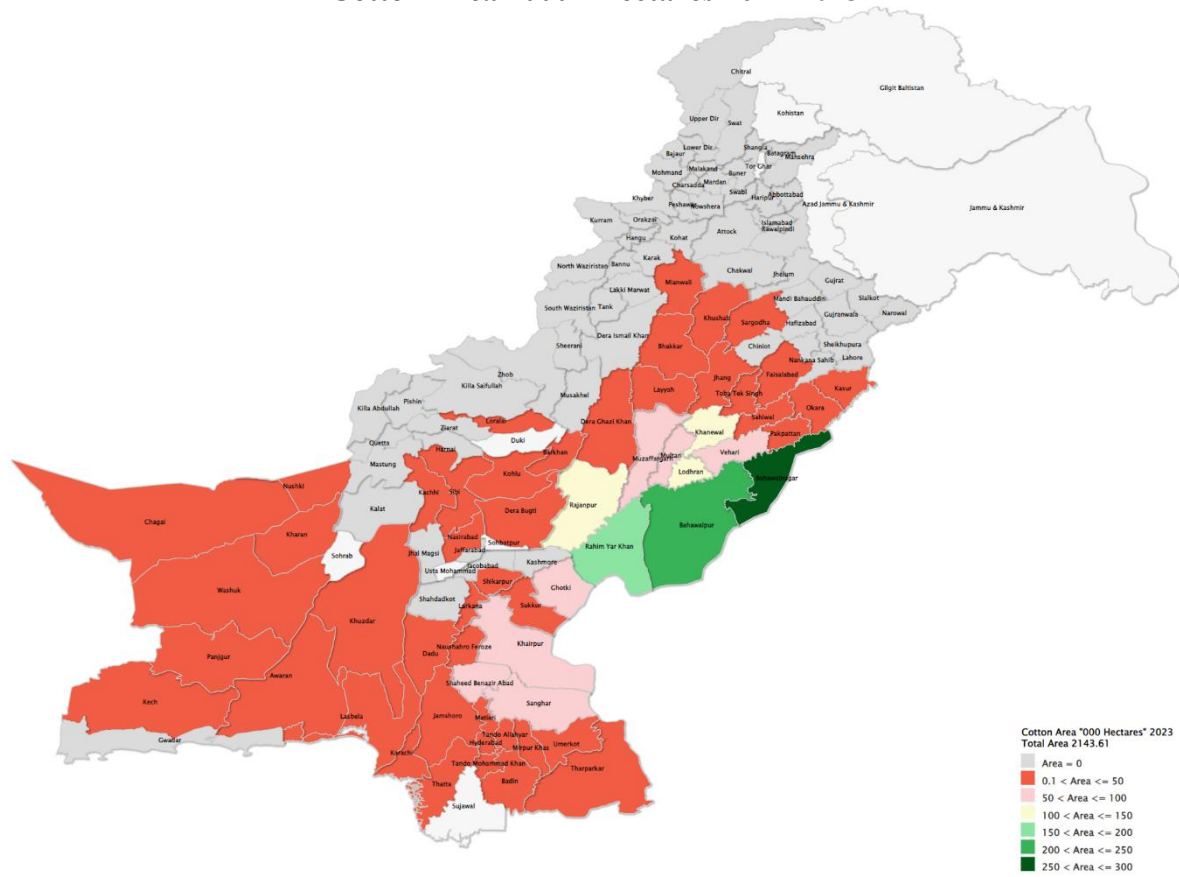
Rice Area “000” Hectares 2022-2023



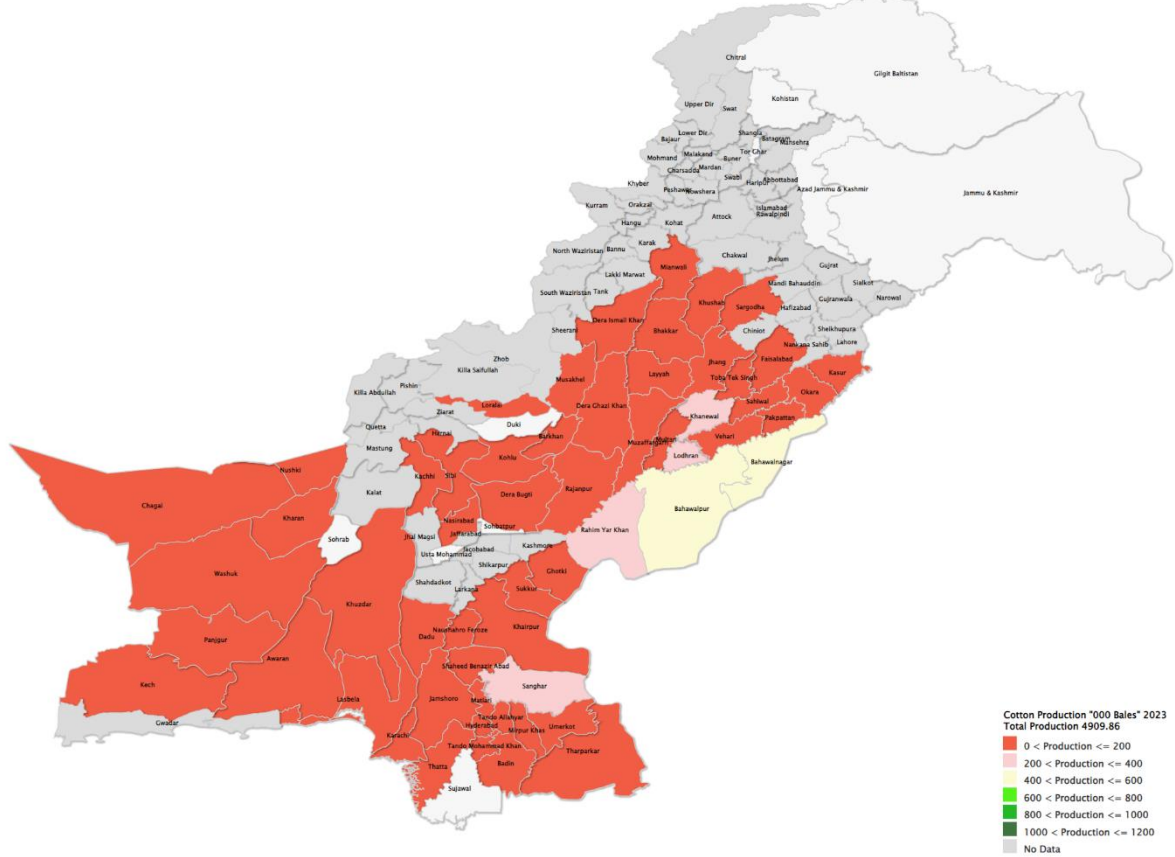
Rice Production “000” Tonnes 2022-2023



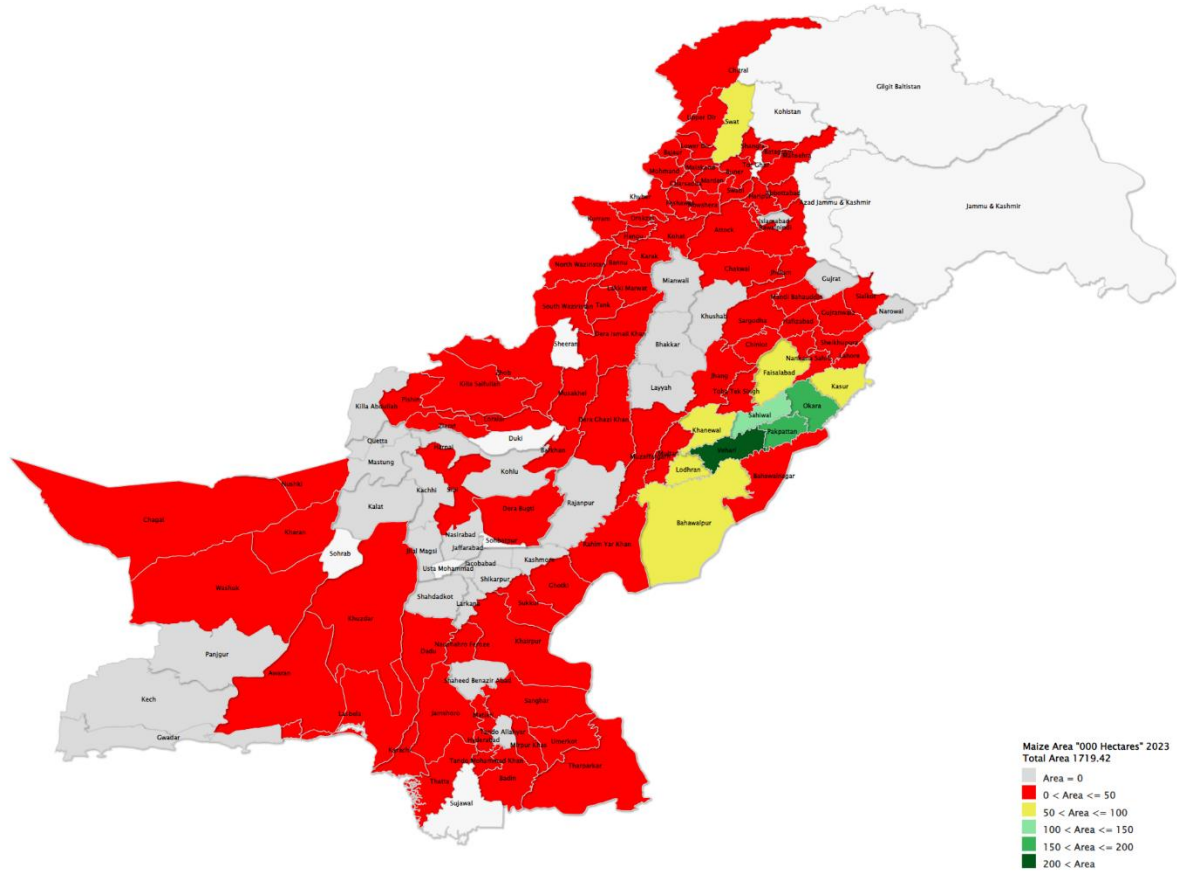
Cotton Area “000” Hectares 2022-2023



Cotton Production “000” Bales 2022-2023



Maize Area “000” Hectares 2022-2023



Maize Production “000” Tonnes 2022-2023

